

# 2003 JEEP GRAND CHEROKEE (WJ)

## PARTS CATALOG

ILLUSTRATION AND TEXT  
(CHASSIS - BODY - TRIM)

October 2003

**SUPERSEDES**  
April 2003  
ENGLISH



Jeep

CHRYSLER • PLYMOUTH • DODGE • JEEP

**THE MOPAR DIFFERENCE**

## INDEX TO INFORMATION PAGES

The use of this Parts Catalog and the arrangement of information herein is explained in the General Information Section as indexed below.

Abbreviations .....	INF-13
Alphabetic Index .....	INF-10
Body Code Plate Interpretation .....	INF-12
Catalog Groups - Titles & Contents .....	INF-2
How to Use This Catalog and Locate Parts .....	INF-8
Illustration Index .....	INF-10
Illustration Numbering Index .....	INF-9
Index.....	INF-1
Logical Illustration Index.....	INF-3
Logical Illustrations .....	INF-9
Numerical Index .....	INF-10
Page Numbering.....	INF-9
Part Packages .....	INF-10
Standard Parts.....	INF-10
Symbols Used in this Catalog.....	INF-9
VIN Plate Decoding Information .....	INF-11

## CATALOG GROUPS - TITLES & CONTENT

Group	Content
001	Component Parts for Mopar Accessories
002	Front Suspension & Drive
003	Rear Axle
004	Parking Brake
005	Service Brakes
007	Cooling
008	Electrical
009	Engine Mounting
011	Exhaust
013	Frames and Bumpers
014	Fuel
016	Propeller Shafts and U-Joints
017	Rear Suspension
019	Steering
022	Wheels, Covers and Jacks
024	Air Conditioning & Heater
025	Emission Systems
08A	Instrument Panel and Radios and Consoles
23D	Wiper/Lock Cylinder and Keys
242	Transfer Case Model 242
247	Transfer Case Model 247
4.0L	Engine 4.0L Six Cylinder
4.7L	Engine 4.7L Eight Cylinder
42RE	Automatic Transmission 4 Speed
45RFE	Automatic Transmission Multi-Speed
DWJ	Doors and Related Parts
EWJ	Exterior Ornamentation
IWJ	Interior Trim
LBLS	Labels All Vehicle Locations
SWJ	Body Sheet Metal Except Doors

## LOGICAL ILLUSTRATION INDEX

Group	Logical Illustration	Logical Illustration Name
001	100	Audio & Electronics
001	200	Carriers & Cargo Hauling
001	300	Driving Convenience
001	500	Exterior Protection
001	600	Fog Lights & Electrical
001	800	Interior Storage
001	900	Security
002	100	Front Suspension
002	200	Front Axle Drive Shafts
002	300	Front Axle Housing
002	400	Front Axle Assembly
002	600	Front Axle Differential
002	800	Front Axle Skid Plate
003	100	Rear Axle
003	200	Differential and Housing
003	300	Rear Axle Vent
003	400	Rear Axle Shafts
004	100	Parking Brake Lever and Cables
005	100	Front Brakes
005	200	Rear Brakes
005	300	Power Brake Booster
005	400	Brake Master Cylinder
005	500	Brake Lines and Hoses
005	600	Brake Pedals
007	100	Radiator and Related Parts
007	200	Water Pump and Related Parts
007	300	Tank, Coolant Engine
007	400	Pulleys and Related Parts
007	500	Drive Belts
007	600	Lines, Transmission Oil Cooler
007	700	Grilles
008	100	Starters
008	1000	Battery Tray and Cables

008	1100	Lamps - Front, Rear and Courtesy
008	1200	Wiring-Engine & Related Parts
008	1300	Wiring-Headlamp to Dash
008	1400	Wiring-Instrument Panel
008	1500	Wiring-Body & Accessories
008	1600	Wiring Repair
008	1900	Spark Plugs-Cables-Coils
008	200	Alternators
008	400	Modules
008	500	Relays
008	600	Sensors
008	700	Single Board Engine Controllers
008	800	Switches
008	900	Horns
009	100	Engine Mounting
011	100	Exhaust System
011	200	Heat Shields
013	200	Front Bumper and Fascia
013	300	Rear Bumper and Fascia
013	600	Trailer Tow
014	100	Tank, Fuel
014	1000	Speed Control
014	1100	Accelerator Pedal
014	200	Fuel Tank Filler Tube
014	300	Fuel Lines
014	400	Fuel Rail
014	500	Fuel Pump and Sending Unit
014	600	Throttle Body
014	700	Throttle Controls
014	800	Air Cleaner
014	900	Air Intake System
016	100	Propeller Shaft
017	100	Rear Suspension
017	200	Rear Stabilizer
019	100	Steering Wheel
019	200	Steering Column

019	300	Steering Gear
019	400	Steering Linkage
019	500	Power Steering Pump
019	700	Power Steering Hoses
022	100	Wheels and Hardware
022	200	Wheel Covers and Center Caps
022	300	Jack Stowage
022	400	Spare Tire Stowage
024	100	Air Conditioner and Heater Units
024	200	Air Conditioner and Heater Plumbing
024	300	Air Conditioner and Heater Controls
024	400	Air Conditioning Compressor
024	500	Air Conditioning Compressor Mounting
024	600	Air Ducts and Outlets
025	100	Emission Labels
025	300	Vacuum Canister
025	400	Emission Harness
08A	100	Instrument Panel
08A	200	Instrument Panel Cluster
08A	300	Radio, Antenna, and Speakers
08A	400	Consoles
23D	100	Lock Cylinders and Keys
23D	200	Windshield Wiper and Washer Systems
23D	300	Rear Wiper and Washer System
242	100	Transfer Case Assembly
242	1200	Gearshift Controls
242	200	Case and Related Parts
242	400	Gear Train
242	900	Fork and Rails
247	100	Transfer Case Assembly
247	1200	Gearshift Controls
247	200	Case and Related Parts
247	400	Gear Train
247	900	Fork and Rails
4.0L	200	Cylinder Head
4.0L	300	Cylinder Block

4.0L	400	Crankshaft, Piston and Torque Converter
4.0L	500	Camshafts & Valves
4.0L	600	Timing Belt and Cover
4.0L	700	Engine Oiling
4.0L	800	Manifolds
4.0L	900	Crankcase Ventilation
4.7L	200	Cylinder Head
4.7L	300	Cylinder Block
4.7L	400	Crankshaft, Pistons and Torque Converter
4.7L	500	Camshafts and Valves
4.7L	600	Timing Belt and Cover
4.7L	700	Engine Oiling
4.7L	800	Manifolds
4.7L	900	Crankcase Ventilation
42RE	100	Transmission Assembly
42RE	1000	Overdrive Gear Train
42RE	1200	Gearshift Controls
42RE	200	Case and Extension
42RE	300	Oil Pump
42RE	400	Gear Train
42RE	500	Bands, Reverse and Kickdown
42RE	700	Valve Body
45RFE	100	Transmission Assembly
45RFE	1200	Gearshift Controls
45RFE	1300	Seal and Shim Packages
45RFE	200	Case and Extension
45RFE	300	Oil Pump
45RFE	400	Gear Train
45RFE	700	Valve Body
DWJ	100	Front Door
DWJ	200	Rear Door
DWJ	500	Exterior Mirror
DWJ	600	Weatherstrips and Seals
EWJ	100	Nameplates
EWJ	200	Moldings and Ornamentation
IWJ	100	Headliner and Visor

IWJ	1000	Lift Gate Trim
IWJ	200	Panel - Mouldings, Scuff Plates
IWJ	300	Carpet and Tonneau Cover
IWJ	400	Door Trim Panels
IWJ	500	Front Seats and Attaching Parts
IWJ	600	Rear Seats and Attaching Parts
IWJ	700	Seat Belts - Front and Rear
IWJ	800	Adjusters, Covers, Shields and Risers
LBSL	100	Interior
LBSL	200	Under Hood
LBSL	300	Doors
LBSL	400	Exterior
LBSL	500	Rear Cargo & Storage
SWJ	1100	Roof Panels
SWJ	1200	Sunroof
SWJ	1300	Liftgate Panel
SWJ	1600	Luggage Rack
SWJ	200	Floor Pans
SWJ	300	Plugs
SWJ	400	Front Fenders
SWJ	500	Hood and Hood Release
SWJ	600	Cowl and Dash Panel
SWJ	700	Glass and Rear View Mirror
SWJ	800	Aperture Panel
SWJ	900	Quarter Panel and Pillars

## HOW TO USE THIS CATALOG AND LOCATE PARTS

**This Catalog is divided into Part Groups in which illustrations for parts of a similar function and/or location are published. The Group contents listing on the next page shows the type of parts contained in each group. Tabs are provided or available to separate each group.**

Several methods may be used to locate a specific part:

**Option 1:** From the Group Contents listing. Select the group which would most logically contain the part to be found. Open the catalog to the beginning of that group. The first page of the group will contain the part. Turn to the selected illustration and locate the part by reviewing the illustration item numbers and associated text information following the illustration.

**Option 2:** If the "noun" name of the part you seek is known, an alphabetical index of Nouns and illustration titles is provided to assist in finding the part. Several keys may be found in this index.

RESERVOIR, Power Steering Oil Pump Group 19	Group Reference
ALTERNATOR All Engines 8-210	Illustration Reference
BELT, Front Seat Imdl/710/3	Illustration/Item Reference

Group by Model _____	}
Illustration Number _____	
Item _____	

**Option 3:** If the part number is known but the applications need to be determined, refer to the numerical index. This index shows the group, illustration number and each part listed in the catalog. Multiple references mean the part is listed more than once.

**Option 4:** Other options such as group identifiers exist in these catalogs. For Example, Group 23 Body has been broken in sections, i.e. 23A Sheet Metal now is S(model code). Example: SGS for model GS. Group 23C Doors now is D(model code) ex. DGS. Group 23 Exterior Ornamentation now is E(model code). This same logic applies to the Interior Trim Section (ex. IGS).

The Group 9 Engine sections in prior parts catalogs had been numbered 9A, 9B, 9C, etc. There was no real meaning to this numbering scheme. In this new MACS produced catalog the group numbering scheme is as follows: 2.5LD means 2.5 Liter Diesel Engine; 2.0L means 2.0 Liter Four Cylinder Gas Engine; 3.3L6T means 3.3 Liter Six Cylinder Transverse Mounted Engine; and 3.8L means 3.8 Liter Six Cylinder Engine. Also note that Engine Mounting parts are located in Group 9.

## PAGE NUMBERING

Two-part page numbers are used throughout this catalog. The first part of the page designation indicates one major group or section. The second part indicates the actual page number in the group. For example:

2-1 indicates Group 2, Front Suspension, Page 1  
3-4 indicates Group 3, Axle Rear, Page 4

In the maintenance of the Loose Leaf Parts Catalog Revision Service, it may become necessary to add information beyond the capacity of the page. In this event, an "A" page will be used. For example, if it becomes necessary, because of change, to add several part numbers to page 2-1 and space does not permit the addition, you will be given Page 2-1A. Page 2-1A should be filed immediately following Page 2-1.

Figure and Item Numbers are also commonly used to identify locations in the Catalog, i.e., 14-910/8 refers to Group 14, illustration 910, Item Number 8. Illustration Numbers are always ascending sequential within the Groups.

## SYMBOLS USED IN THIS CATALOG

The Following symbols are commonly used with Part Number and Quantity information in this Catalog:

AR - Indicates the quantity required may vary or is to be determined by the user.

PAR - Indicates "Paint As Required"

BLANK - Indicates "All Condition"

- = "Not Illustrated"

## LOGICAL ILLUSTRATIONS

Refer to Illustration in front of each group. This will give assistance to as how each group is broken down and what Specific Illustration should be referenced.

## ILLUSTRATION NUMBERING INDEX

Illustration numbers in this Catalog are Group standards. This indicates group and consistent content. EXAMPLE: 8-100 is a Logical Illustration for Starters. 8-101 to 8-199 are Specific Illustrations used for Starters for all Catalogs. 8-200 will contain Alternators for all Catalogs and so on. Always refer to group index in front of each group.

## ILLUSTRATION INDEX

This index is a compilation of catalog parts description data with reference to illustrations, figures and key numbers as shown:

Fender ie; Model.....Group: S(Model) .....Illustration 410  
(Fender is located in Sheet Metal Section (S) in Illustration 410)

The first page of each group contains a listing of all illustrations and group breakdown within that group. Also refer to illustrations alphabetically listed in information section.

## ALPHABETIC INDEX

This index is a compilation of catalog parts description data with a reference to the location of the item by Group, Figure, and Key Number as shown in the following example:

Housing, w/Pump.....Group 7 Illustration 210 Item 10  
(Housing, w/Pump.....7-210/10)

The index will be expanded progressively as data is added to computer files. To locate a part by name refer to the Alphabetical Index. This index indicates the group and illustration and item number where the part is located. Alphabetical Index can be found in INF section of this Catalog.

## NUMERICAL INDEX

A listing of Part Numbers contained in the catalog. The numbers are in numerical sequence with reference to the group and Illustration and item number where the part is located.

## PARTS PACKAGES

Service Parts Packages, containing all parts needed for specific service operation, are listed in their respective groups with related parts. The listing will show adaptability and model application.

## STANDARD PARTS

Important attaching standard parts such as bolts, nuts, etc, are generally listed in the text of the respective major parts groups.

## VIN PLATE DECODING INFORMATION

<b>1</b>	<b>2</b>	<b>3</b>	<b>4</b>	<b>5</b>	<b>6</b>	<b>7</b>	<b>8</b>	<b>9</b>	<b>10</b>	<b>11</b>	<b>12 thru 17</b>
Country	Make	Vehicle Type	Other	Line	Series	Body Style	Engine	Check Digit	Model Year	Assy. Plant	Sequence No.

The following table interprets the VIN Plate positions shown above.

Position	Interpretation	Codes = Description
1	Country of Origin	1 = Built in United States by DaimlerChrysler Corp
2	Assembler	J = Jeep
3	Vehicle type	4 = Multipurpose Passenger Vehicle
4	GVWR & Pass. Safety	D = 1 - 3000lbs (0-1360KGS) E = 3001-4000lbs (1361-1814KGS) F = 4001-5000lbs (1815-2267KGS) G = 5001-6000lbs ( 2268-2721KGS) H = 6001-7000lbs ( 2722-3175KGS) J = 7001-8000lbs (3176-3628KGS) K = 8001-9000lbs (3629-4082KGS) L = 9001-10000lbs (4083-4535KGS) M = 10001-14000lbs (4536-6350KGS)
5	Vehicle.Line	X = Grand Cherokee 4x2 (LHD) W = Grand Cherokee 4x4 (LHD)
6	Series	3 = Sport 4 = Laredo 5 = Limited 6 = Overland
7	Body Style	8 = 4 Dr. Sport Utility(74)
8	Engine	S = 4.0L 6 Cyl. Gas (ERH) N = 4.7L 8 Cyl (EVA) J = 4.7L 8 Cyl. H/O (EVC)
9	Check Didgit	
10	Model Year	3 = 2003
11	Assembly Plant	C = Jefferson North Assembly
12 thru17	Vehicle Build Sequence	Model Year Assembly Sequence

## BODY CODE PLATE INTERPRETATION

The Body Code Plate is located on the Left Front Side Shield or Wheel Housing or the Upper Radiator Support. The Plate contains 7 rows of data. The bottom 3 rows are reserved for the specific information as depicted below. Starting at the fourth row (following the reserved portion), other Sales Codes used to build a specific vehicle are listed in the ascending order by ALPHA sequence.

1	2	3	4	5	6	7	8	9	10	11	12	13	14	15	16	17	18	19	20	21
22	23	24	25	26	27	28	29	30	31	32	33	34	35	36	37	38	39			
40	41	42	43	44	45	46	47	48	49	50	51	52	53	54	55	56	57	58	59	60

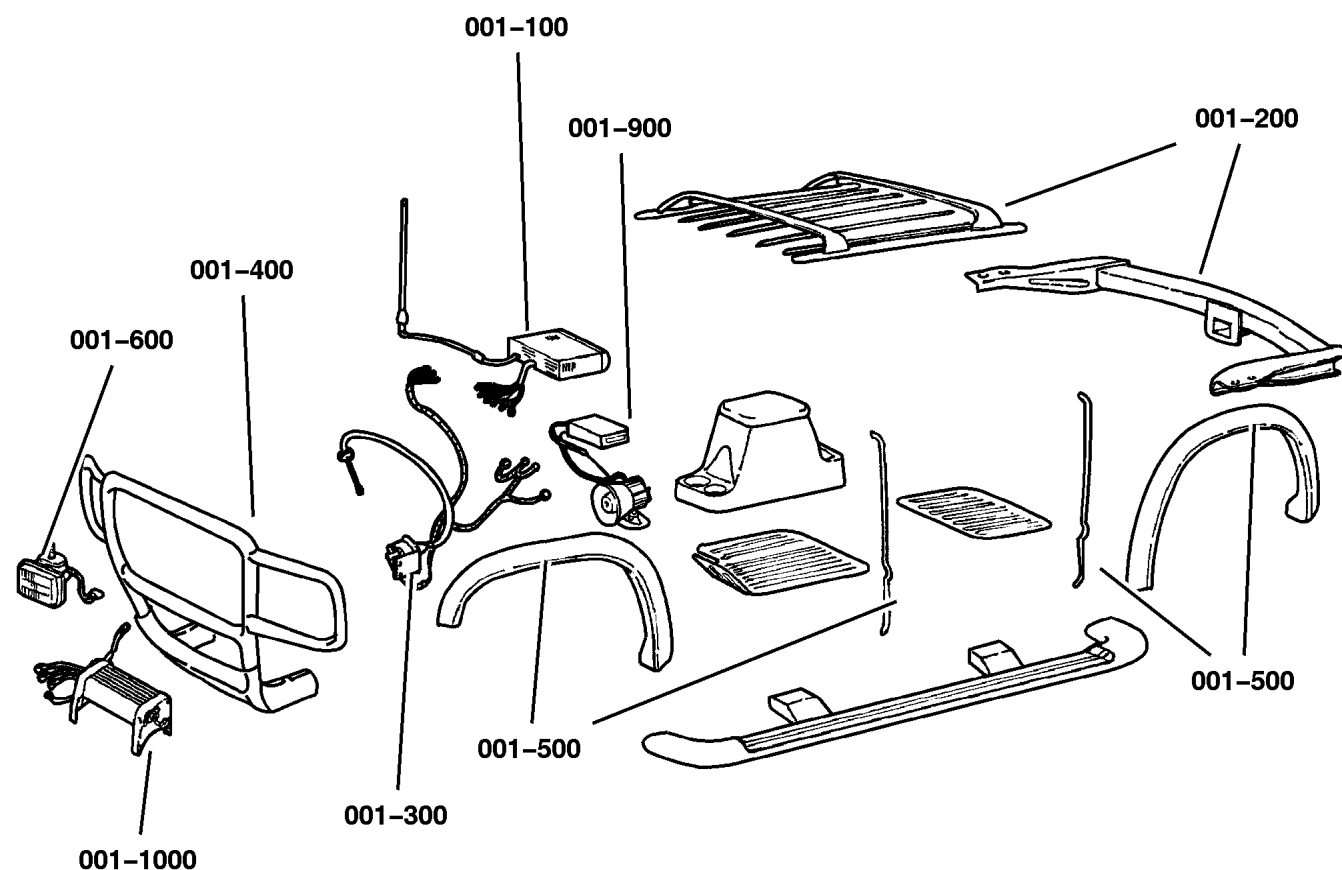
1-12	VEHICLE ORDER NUMBER
13-15	VINYL ROOF CODE/DOOR COMBO CODES
16-18	VEHICLE SHELL CAR LINE
19	PRICE CLASS
20-21	BODY TYPE
22-24	PAINT PROCEDURE
25-28	PRIMARY PAINT
29-32	SECONDARY PAINT
33-36	INTERIOR TRIM CODE
37-39	ENGINE CODES
40-42	TRANSMISSION CODES
43	MARKET CODES
44-46	VEHICLE IDENTIFICATION NUMBER (VIN) For definition of the Elements and the individual position see Vin Plate Defined.

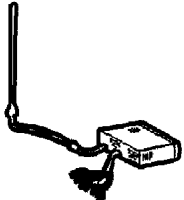

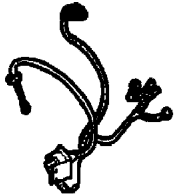
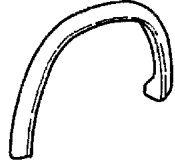
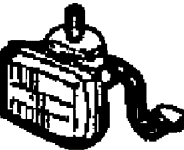


## ABBREVIATIONS

A/C	Air Conditioner
ABS	Anti-Lock Brakes System
AR	As Required
ATC	Automatic Temperature Control
AWD	All Wheel Drive
BUX	Built Up Export
CV	Constant Velocity
DOHC	Dual (or Double) OverHead Cam
EFI	Electronic Fuel Injection
EGR	Exhaust Gas Recirculation
ECU	Electronic Control Unit
FWD	Front Wheel Drive
HEX	HEXagon
HCU	Hydraulic Control Unit
I/D	Inside Diameter
L	Liter
LED	Light Emitting Diode
MAP	Manifold Absolute Pressure
MPH	Miles Per Hour
O/D	Outside Diameter
P/S	Power Steering
PSI	Pounds per Square Inch
PSF	Pounds per Square Foot
PRNODL	Park, Reverse, Neutral, Overdrive, Drive, Low
PRNDL	Park, Reverse, Neutral, Drive, Low
PTO	Power Take Off
RFI	Radio Frequency Interference
RPM	Revolutions Per Minute
RTV	Room Temperature Vulcanizer (sealant)
T/BODY	Throttle BODY
U/BODY	Under BODY
SOHC	Single OverHead Cam
PAR	Paint As Required

# Group – 001

## Component Parts for Mopar Accessories



<p><b>001-100</b> Audio &amp; Electronics</p> 	<p><b>001-200</b> Carriers &amp; Cargo Hauling</p> 	<p><b>001-300</b> Driving Convenience</p> 	<p><b>001-500</b> Exterior Protection</p> 
<p><b>001-600</b> Fog Lights &amp; Electrical</p> 	<p><b>001-800</b> Interior Storage</p> 	<p><b>001-900</b> Security</p> 	

## GROUP 1 - Component Parts for Mopar Accessories

Illustration Title

Group-Fig. No.

### Audio & Electronics

Player Kit 10-Disc .....	Fig. 001-115
Navigation Kit .....	Fig. 001-140

### Carriers & Cargo Hauling

Bike Carrier - Hitch Two Bike .....	Fig. 001-210
Bike Carrier - Hitch Four Bike .....	Fig. 001-211
Bike Carrier - Roof Fork Mount Style .....	Fig. 001-212
Bike Carrier - Roof Upright Mount Style .....	Fig. 001-214
Carrier Kit - Canoe .....	Fig. 001-220
Carrier Kit - Water Sports .....	Fig. 001-222
Ski Carrier - Hitch .....	Fig. 001-230
Ski Carrier - Roof .....	Fig. 001-236
Box Kit - Storage Interior .....	Fig. 001-260
Luggage Carrier - Roof Hard Shell .....	Fig. 001-270
Luggage Carrier - Roof Vinyl .....	Fig. 001-274
Adapter Kit - Ball Mount .....	Fig. 001-282

### Driving Convenience

Mounting Kit - Cellular Phone .....	Fig. 001-310
Filter Kit - Cabin Air .....	Fig. 001-315

### Exterior Protection

Shield Kit, Air Front .....	Fig. 001-510
Skid Plate Package - Front .....	Fig. 001-520
Skid Plate Package - Transfer Case .....	Fig. 001-522

### Fog Lights & Electrical

Heater Kit .....	Fig. 001-610
Light Package - Fog .....	Fig. 001-615

### Interior Storage

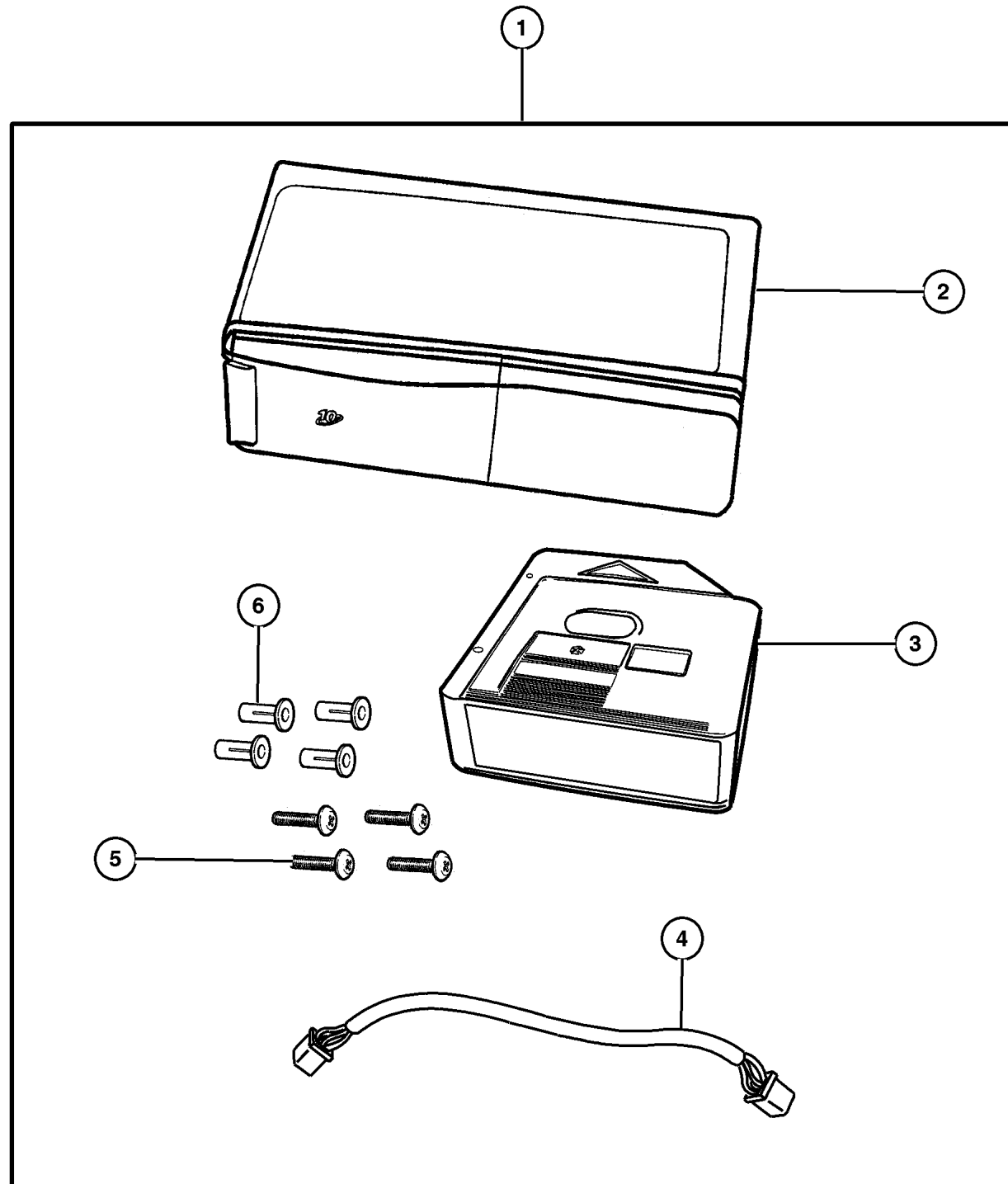
Guard Kit - Dog .....	Fig. 001-820
-----------------------	--------------

### Security

Alarm - EVS Plus System .....	Fig. 001-914
-------------------------------	--------------



Player Kit 10-Disc  
Figure 001-115



ITEM	PART NUMBER	QTY	LINE	SERIES	BODY	ENGINE	TRANS	TRIM	DESCRIPTION
1	8220 7521	1			74				PLAYER KIT, CD Changer - 10 Disc
2	56042 129AG	1							CHANGER, CD
3	4858 564	1			74				MAGAZINE, CD Changer
4	5080 971AA	1			74				CABLE, CD Changer
5	6100 047	4							NUT AND WASHER, Hex Nut-Coned Washer, M6 x 1.00
6	6505 002AA	4							STUD

JEEP GRAND CHEROKEE (WJ)

SERIES	LINE	BODY	ENGINE	TRANSMISSION
H = Laredo	J = 4WD	74 = 4 Door	ERH = 4.0L, Power Tech I-6	DGK = 4 Speed Auto, 42RE
M = Sport	T = 2WD		EVA = 4.7L Power Tech V8	DGQ = 5 Speed Auto, 45RFE
P = Limited			EVC = 4.7L HO V8 MPI	DG0 = All Automatic Trans
S = Overland			ER0 = All 4.0L 6 Cyl Gas	
			EVO = All 4.7l Gas	

AR = Use as required - = Non illustrated part # = New this model year

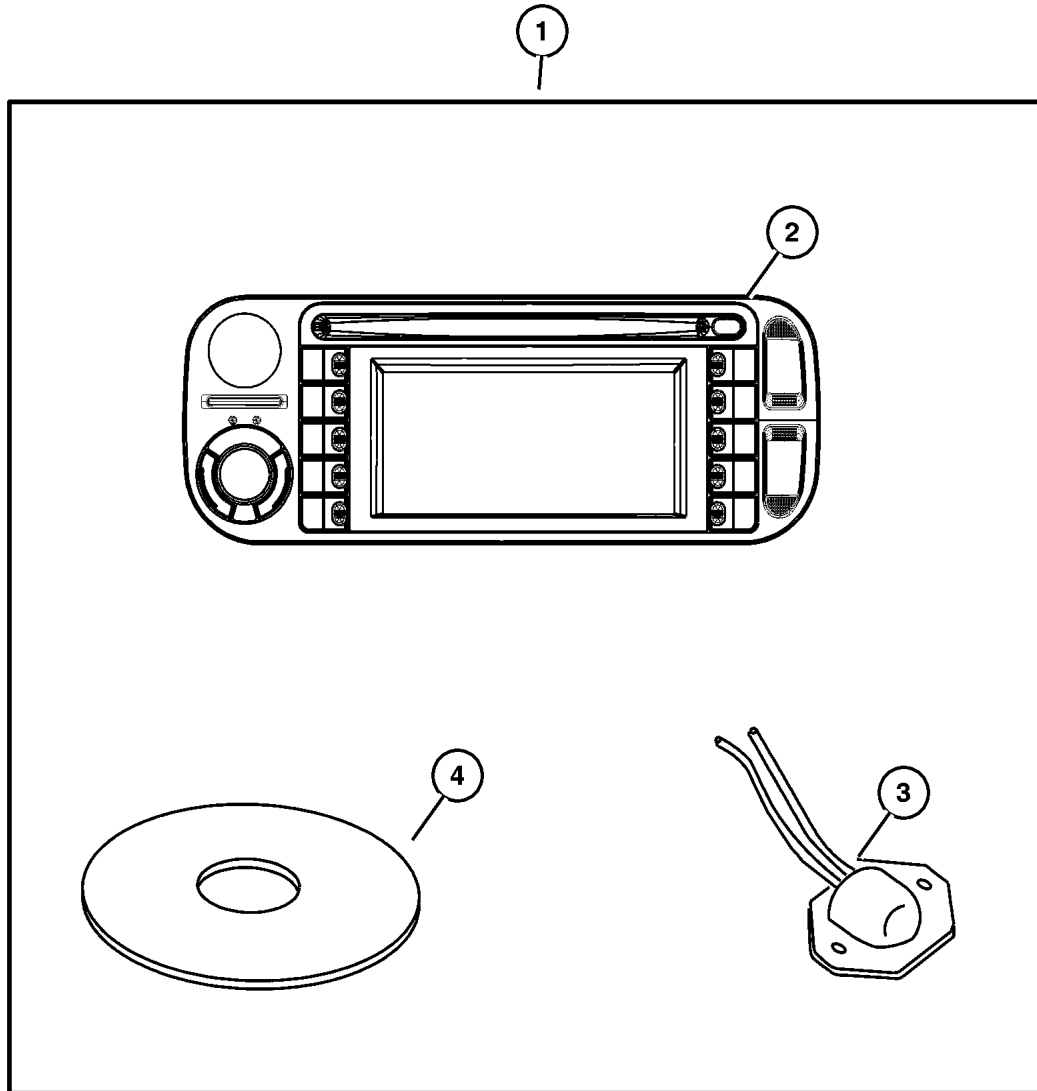
October 1, 2003

**Navigation Kit  
Figure 001-140**

ITEM	PART NUMBER	QTY	LINE	SERIES	BODY	ENGINE	TRANS	TRIM	DESCRIPTION
------	-------------	-----	------	--------	------	--------	-------	------	-------------

Note: For warranty order item #2, use a Z prefix through funtion 11

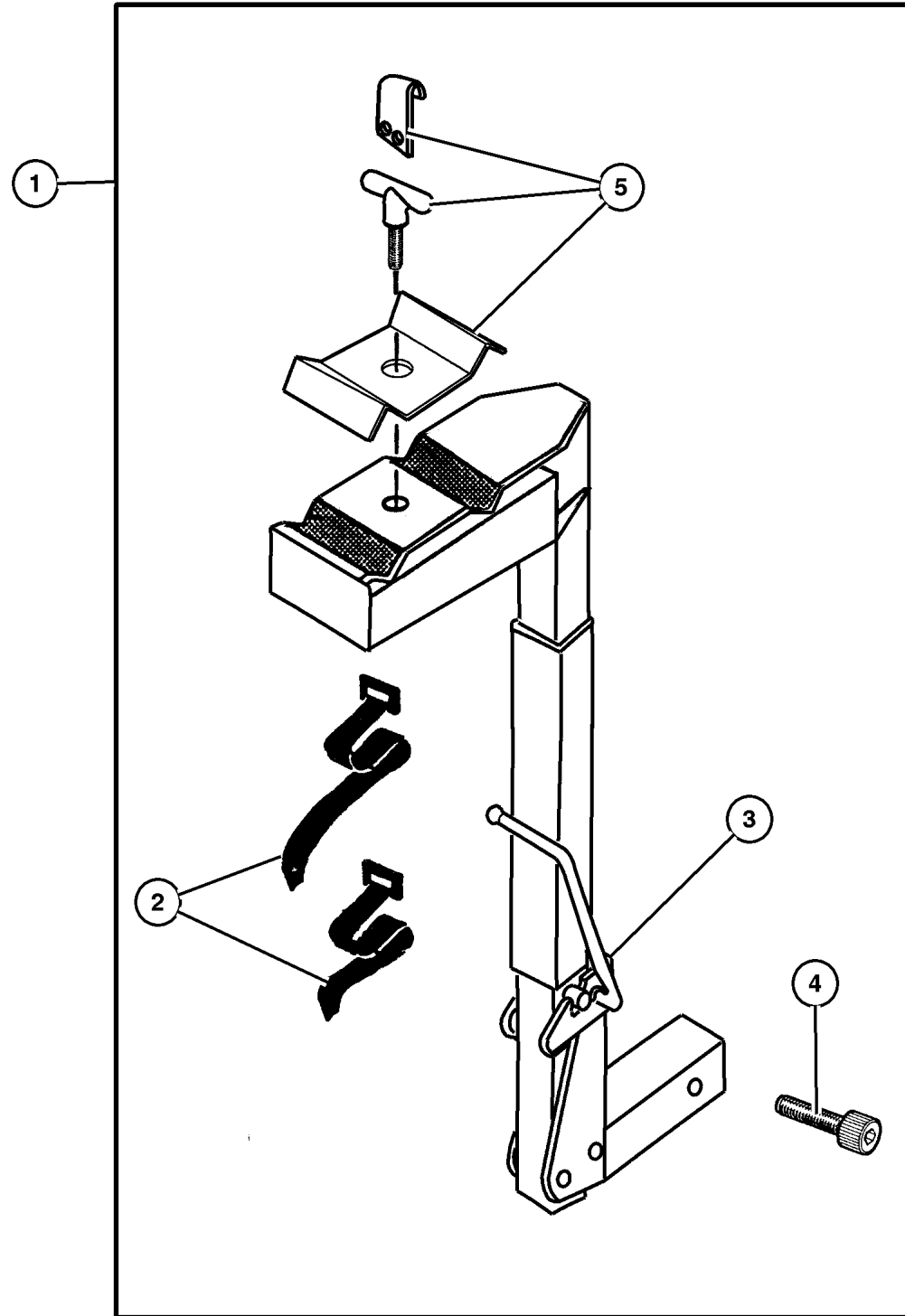
1	8220 6406	1							RADIO, AM/FM CD W/NAV/DVD & CD-CTRL
2	56038 629AC	1							RADIO, AM/FM CD W/NAV/DVD & CD-CTRL
3	56038 630AA	1							ANTENNA, GPS
4	56038 642AA	1							DVD, Geographic Database



<b>JEEP GRAND CHEROKEE (WJ)</b>				
SERIES	LINE	BODY	ENGINE	TRANSMISSION
H = Laredo	J = 4WD	74 = 4 Door	ERH = 4.0L, Power Tech I-6	DGK = 4 Speed Auto, 42RE
M = Sport	T = 2WD		EVA = 4.7L Power Tech V8	DGQ = 5 Speed Auto, 45RFE
P = Limited			EVC = 4.7L HO V8 MPI	DG0 = All Automatic Trans
S = Overland			ER0 = All 4.0L 6 Cyl Gas	
			EVO = All 4.7l Gas	

AR = Use as required - = Non illustrated part # = New this model year

**Bike Carrier - Hitch Two Bike  
Figure 001-210**



ITEM	PART NUMBER	QTY	LINE	SERIES	BODY	ENGINE	TRANS	TRIM	DESCRIPTION
NOTE: Folds down for access to rear hatch, has anti theft bolts.									
1	8220 4453	1	J, T		74				CARRIER KIT, Bike, 2.0 inch Receiver
2	4762 880	1	J, T		74				STRAP KIT, Velcro, Contains: 1-Long and 1-Short Strap
3	5016 775AA	1	J, T		74				STRAP KIT, Bike Carrier Latch, Contains: 2-Rubber Straps
4	5016 776AA	1	J, T		74				BOLT KIT, Security, Contains: Bolt, Wrench, Washer and Nut
5	5018 825AA	1	J, T		74				HARDWARE KIT, Bike Carrier, Contains: T-Handle, Lock Strap, Top Clamp and Washer

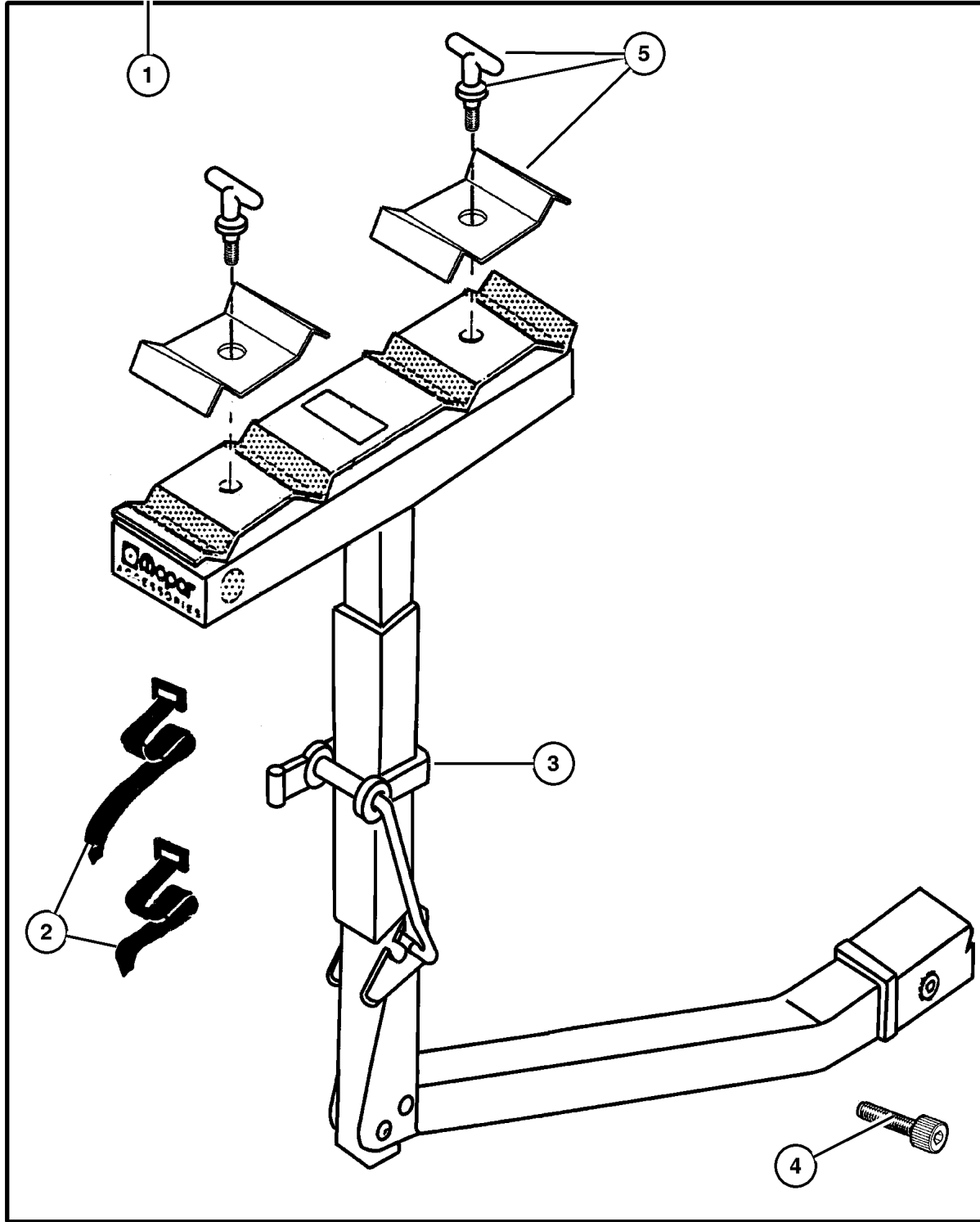
**JEEP GRAND CHEROKEE (WJ)**

SERIES	LINE	BODY	ENGINE	TRANSMISSION
H = Laredo	J = 4WD	74 = 4 Door	ERH = 4.0L, Power Tech I-6	DGK = 4 Speed Auto, 42RE
M = Sport	T = 2WD		EVA = 4.7L Power Tech V8	DGQ = 5 Speed Auto, 45RFE
P = Limited			EVC = 4.7L HO V8 MPI	DG0 = All Automatic Trans
S = Overland			ER0 = All 4.0L 6 Cyl Gas	
			EVO = All 4.7l Gas	

AR = Use as required - = Non illustrated part # = New this model year

October 1, 2003

**Bike Carrier - Hitch Four Bike  
Figure 001-211**



ITEM	PART NUMBER	QTY	LINE	SERIES	BODY	ENGINE	TRANS	TRIM	DESCRIPTION
1	8220 4328	1	J, T		74				CARRIER KIT, Bike, 2-Inch Receiver, Four Bike
2	4762 880	1	J, T		74				STRAP KIT, Velcro, Contains: 1-Long and 1-Short Strap
3	5016 775AA	1	J, T		74				STRAP KIT, Bike Carrier Latch, Contains: 2-Rubber Straps
4	5016 776AA	1	J, T		74				BOLT KIT, Security, Contains: Bolt, Wrench, Washer and Nut
5	5018 825AA	1	J, T		74				HARDWARE KIT, Bike Carrier, Contains: t-Handle, Lock Strap, Top Clamp and Washer

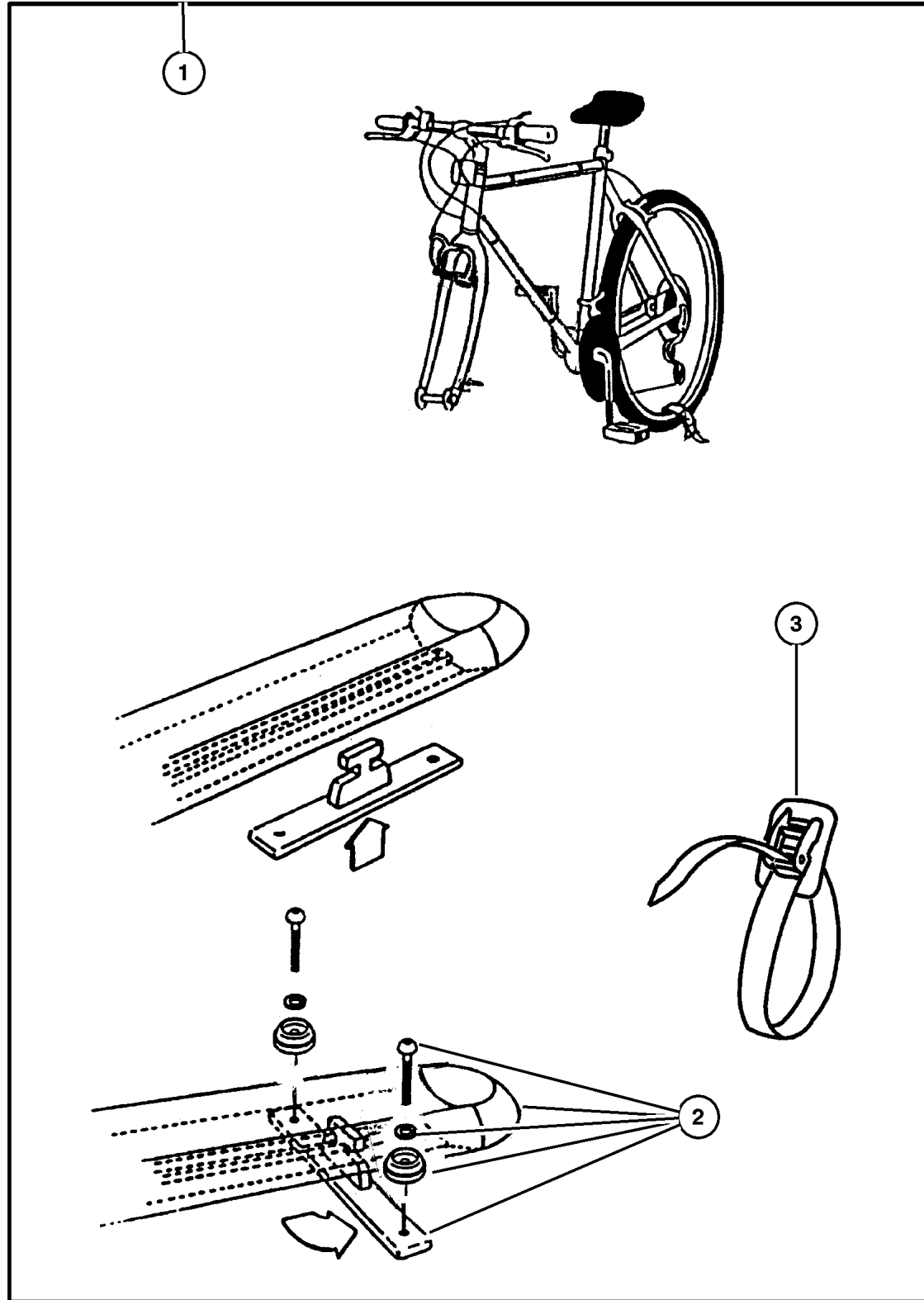
**JEEP GRAND CHEROKEE (WJ)**

SERIES	LINE	BODY	ENGINE	TRANSMISSION
H = Laredo	J = 4WD	74 = 4 Door	ERH = 4.0L, Power Tech I-6	DGK = 4 Speed Auto, 42RE
M = Sport	T = 2WD		EVA = 4.7L Power Tech V8	DGQ = 5 Speed Auto, 45RFE
P = Limited			EVC = 4.7L HO V8 MPI	DG0 = All Automatic Trans
S = Overland			ER0 = All 4.0L 6 Cyl Gas	
			EVO = All 4.7l Gas	

AR = Use as required - = Non illustrated part # = New this model year

October 1, 2003

**Bike Carrier - Roof Fork Mount Style**  
**Figure 001-212**



ITEM	PART NUMBER	QTY	LINE	SERIES	BODY	ENGINE	TRANS	TRIM	DESCRIPTION
NOTE: Hardware Kit also contained in Carrier Kit.									
1	8230 0585	1	J, T		74				CARRIER KIT, Bike
2	5093 779AA	1	J, T		74				HARDWARE KIT, Accessory, Contains: T-Slot Anchors and Bar, Screws, Lockwashers and Dome Washers
3	5016 513AA	1	J, T		74				STRAP, Cargo Tie Down, Contains: 2-Straps
-4	5066 632AA	1	J, T		74				TOOL, Screw Driver

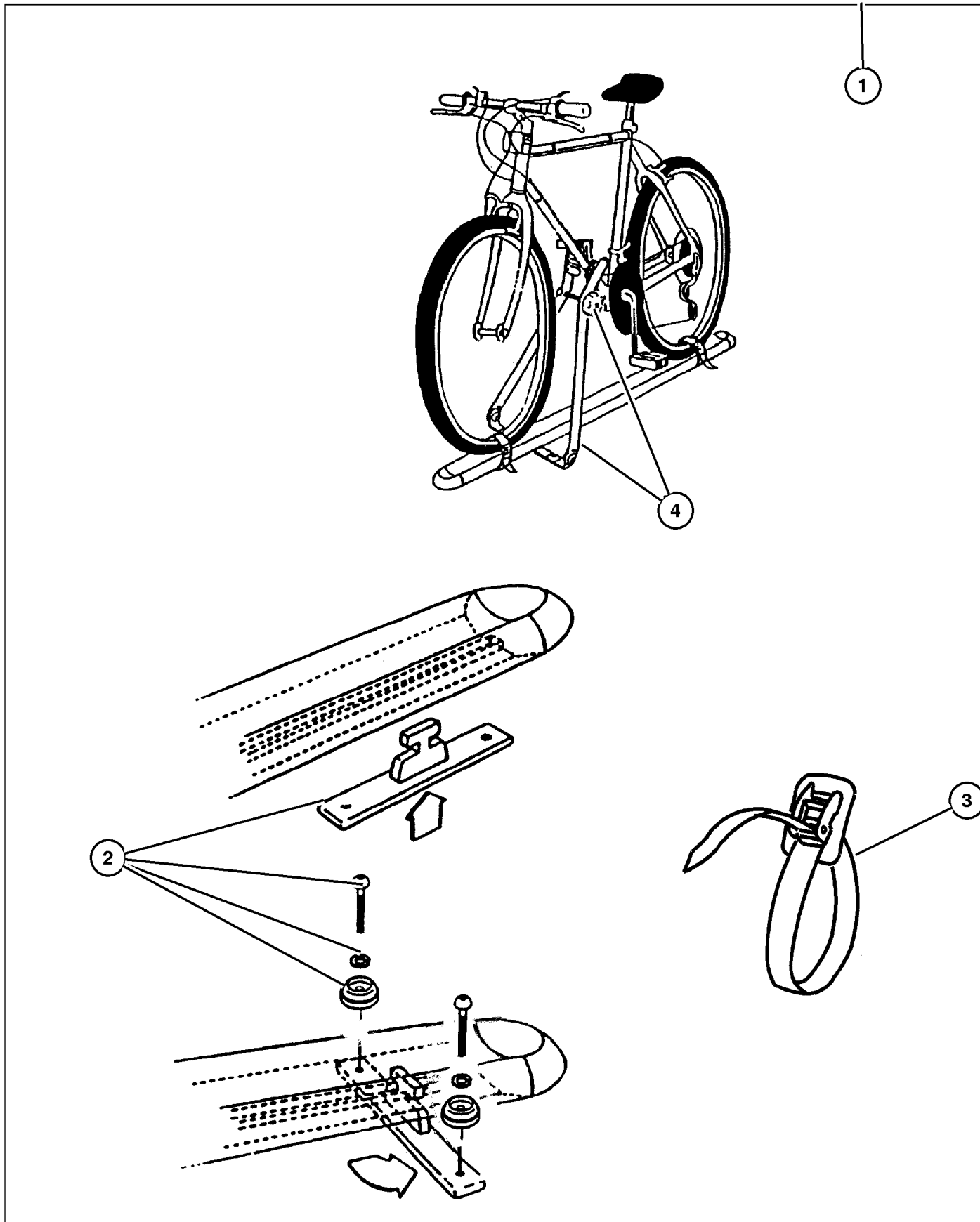
**JEEP GRAND CHEROKEE (WJ)**

SERIES	LINE	BODY	ENGINE	TRANSMISSION
H = Laredo	J = 4WD	74 = 4 Door	ERH = 4.0L, Power Tech I-6	DGK = 4 Speed Auto, 42RE
M = Sport	T = 2WD		EVA = 4.7L Power Tech V8	DGQ = 5 Speed Auto, 45RFE
P = Limited			EVC = 4.7L HO V8 MPI	DG0 = All Automatic Trans
S = Overland			ER0 = All 4.0L 6 Cyl Gas	
			EVO = All 4.7l Gas	

AR = Use as required - = Non illustrated part # = New this model year

October 1, 2003

**Bike Carrier - Roof Upright Mount Style  
Figure 001-214**



ITEM	PART NUMBER	QTY	LINE	SERIES	BODY	ENGINE	TRANS	TRIM	DESCRIPTION
------	-------------	-----	------	--------	------	--------	-------	------	-------------

NOTE: Kit has Upright Clamp for Bike

1	8220 3471	1	J, T		74				CARRIER KIT, Bike
2	5093 779AA	1	J, T		74				HARDWARE KIT, Accessory, Contains: T-Slot Anchors and Bar, Screws, Lockwashers and Dome Washers
3	5016 513AA	1	J, T		74				STRAP, Cargo Tie Down, Contains: 2-Straps
4	5018 194AA	1	J, T		74				HARDWARE KIT, Bike Carrier
-5	5066 632AA	1	J, T		74				TOOL, Screw Driver

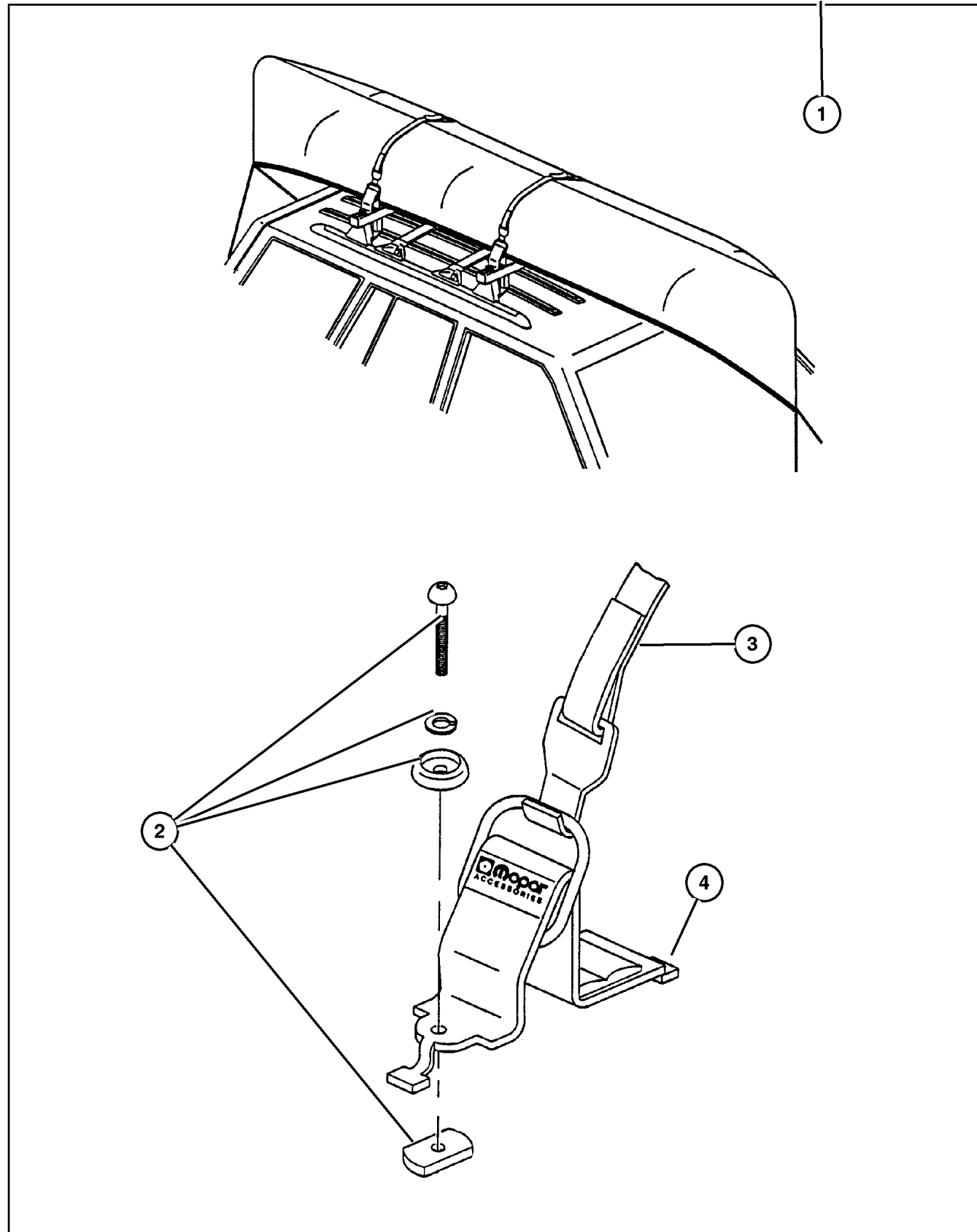
**JEEP GRAND CHEROKEE (WJ)**

SERIES	LINE	BODY	ENGINE	TRANSMISSION
H = Laredo	J = 4WD	74 = 4 Door	ERH = 4.0L, Power Tech I-6	DGK = 4 Speed Auto, 42RE
M = Sport	T = 2WD		EVA = 4.7L Power Tech V8	DGQ = 5 Speed Auto, 45RFE
P = Limited			EVC = 4.7L HO V8 MPI	DG0 = All Automatic Trans
S = Overland			ER0 = All 4.0L 6 Cyl Gas	
			EVO = All 4.7l Gas	

AR = Use as required - = Non illustrated part # = New this model year

October 1, 2003

Carrier Kit - Canoe  
Figure 001-220



ITEM	PART NUMBER	QTY	LINE	SERIES	BODY	ENGINE	TRANS	TRIM	DESCRIPTION
------	-------------	-----	------	--------	------	--------	-------	------	-------------

NOTE: Use only with Sport Utility Bar

NOTE: Hardware Kit also contained in Carrier Kit

1	8220 4700	1	J, T		74				CARRIER KIT, Canoe
2	5016 389AA	1	J, T		74				HARDWARE KIT, Accessory
3	5016 511AA	1	J, T		74				STRAP, Cargo Tie Down
4									BRACKET, Cargo Tie Down, Serviced in Package, (NOT SERVICED) (Not Serviced)

JEEP GRAND CHEROKEE (WJ)

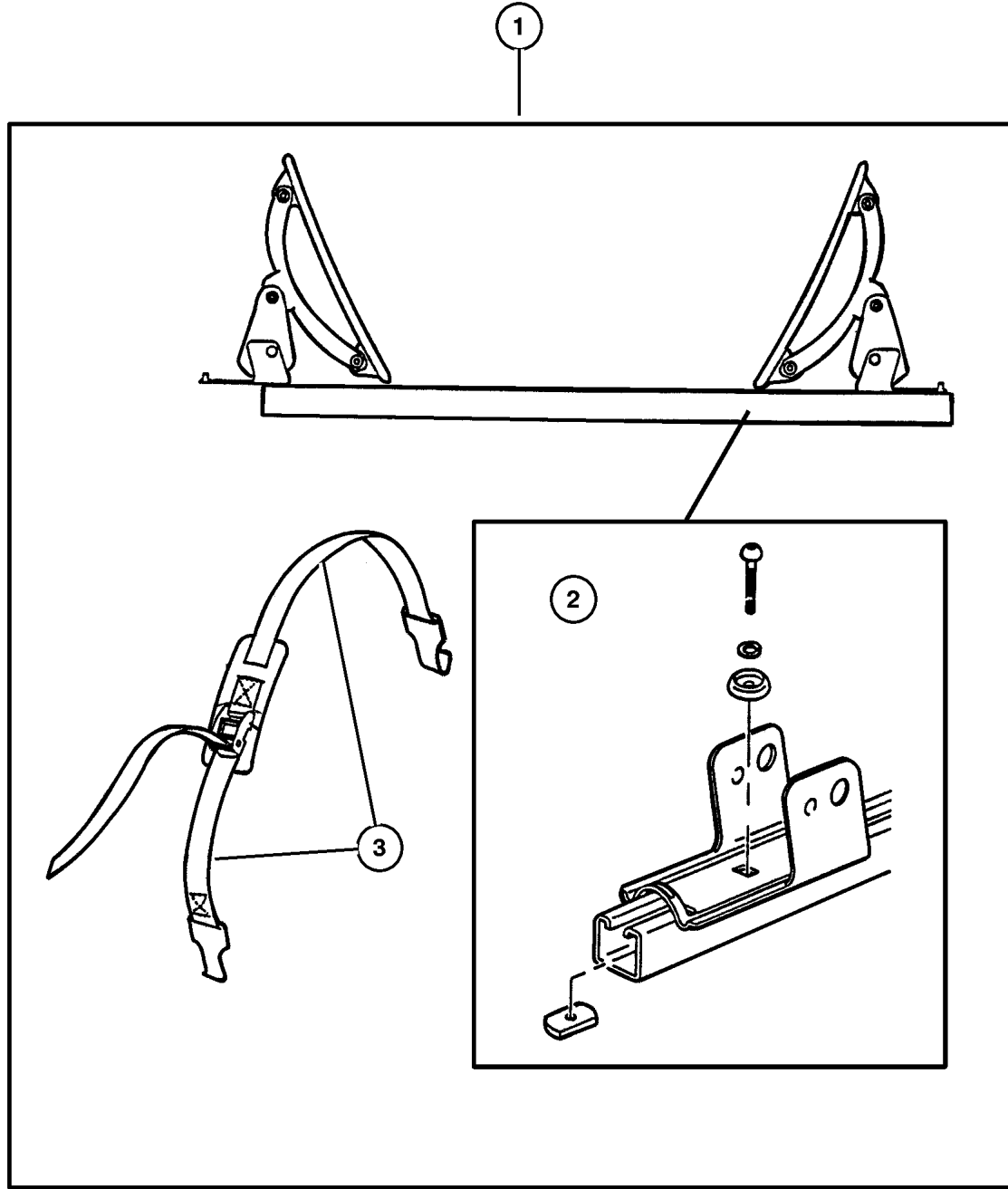
SERIES	LINE	BODY	ENGINE	TRANSMISSION
H = Laredo	J = 4WD	74 = 4 Door	ERH = 4.0L, Power Tech I-6	DGK = 4 Speed Auto, 42RE
M = Sport	T = 2WD		EVA = 4.7L Power Tech V8	DGQ = 5 Speed Auto, 45RFE
P = Limited			EVC = 4.7L HO V8 MPI	DG0 = All Automatic Trans
S = Overland			ER0 = All 4.0L 6 Cyl Gas	
			EVO = All 4.7l Gas	

AR = Use as required - = Non illustrated part # = New this model year

October 1, 2003

**Carrier Kit - Water Sports  
Figure 001-222**

ITEM	PART NUMBER	QTY	LINE	SERIES	BODY	ENGINE	TRANS	TRIM	DESCRIPTION
1	8220 5416	1	J, U		74				CARRIER KIT, Water Sports
2	5016 389AA	1	J, U		74				HARDWARE KIT, Accessory, Consists of: 4-25MM Button Head Screws, 4-30MM Button Head Screws, 4-Lock Washers,4-Dome Washers, 4-Rubber Washers and 4- T-Nuts
3	5016 511AA	1	J, U		74				STRAP, Cargo Tie Down



**JEEP GRAND CHEROKEE (WJ)**

SERIES	LINE	BODY	ENGINE	TRANSMISSION
H = Laredo	J = 4WD	74 = 4 Door	ERH = 4.0L, Power Tech I-6	DGK = 4 Speed Auto, 42RE
M = Sport	T = 2WD		EVA = 4.7L Power Tech V8	DGQ = 5 Speed Auto, 45RFE
P = Limited			EVC = 4.7L HO V8 MPI	DG0 = All Automatic Trans
S = Overland			ER0 = All 4.0L 6 Cyl Gas	
			EVO = All 4.7l Gas	

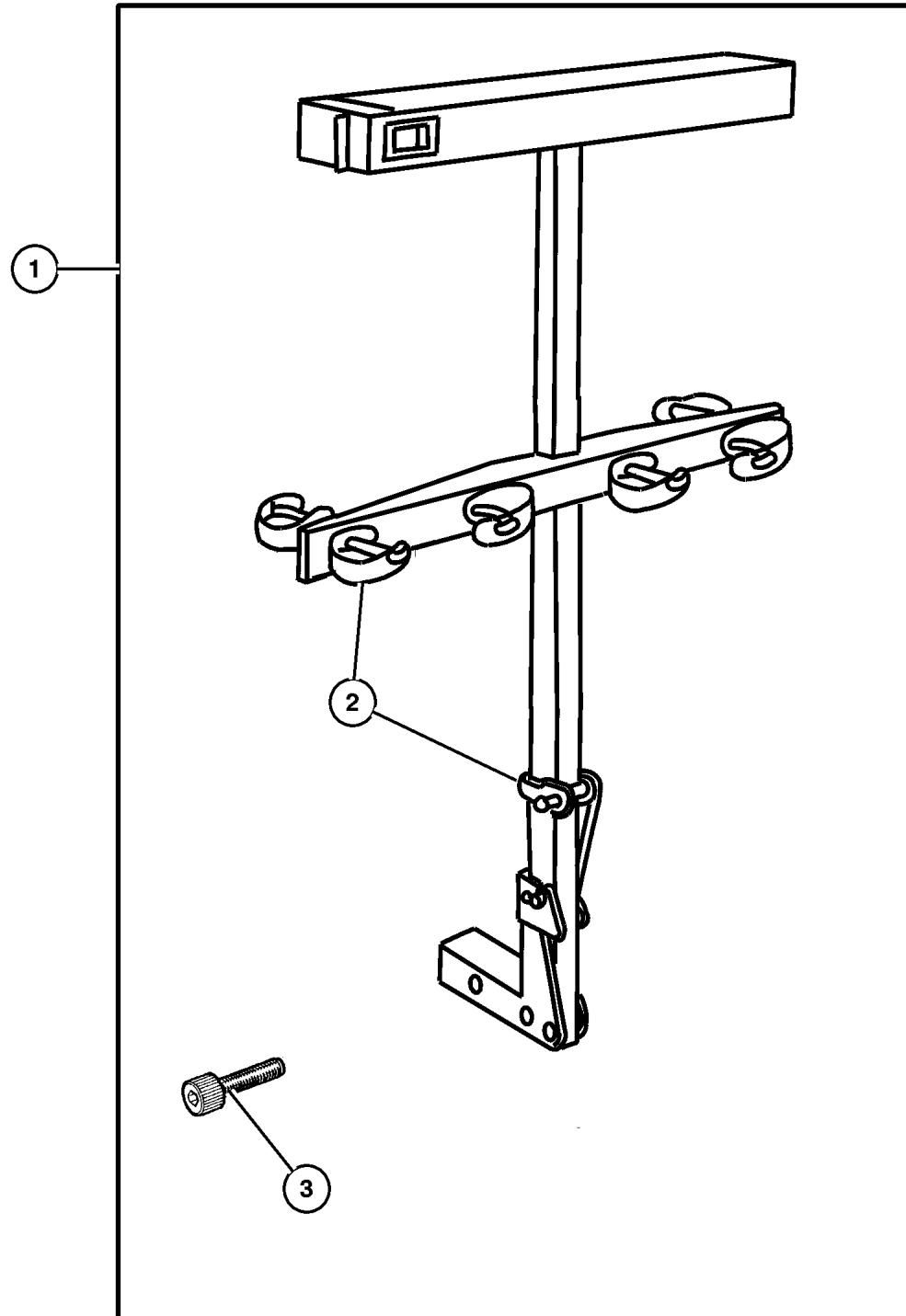
AR = Use as required - = Non illustrated part # = New this model year

October 1, 2003



Ski Carrier - Hitch  
Figure 001-230

ITEM	PART NUMBER	QTY	LINE	SERIES	BODY	ENGINE	TRANS	TRIM	DESCRIPTION
1	8220 4455	1	J, T		74				CARRIER KIT, Ski - 4 Pair
2	5016 775AA	1	J, T		74				STRAP KIT, Bike Carrier Latch, Contains: 2-Rubber Straps
3	5016 776AA	1	J, T		74				BOLT KIT, Security, Contains: Bolt, Wrench, Washer and Nut



JEEP GRAND CHEROKEE (WJ)

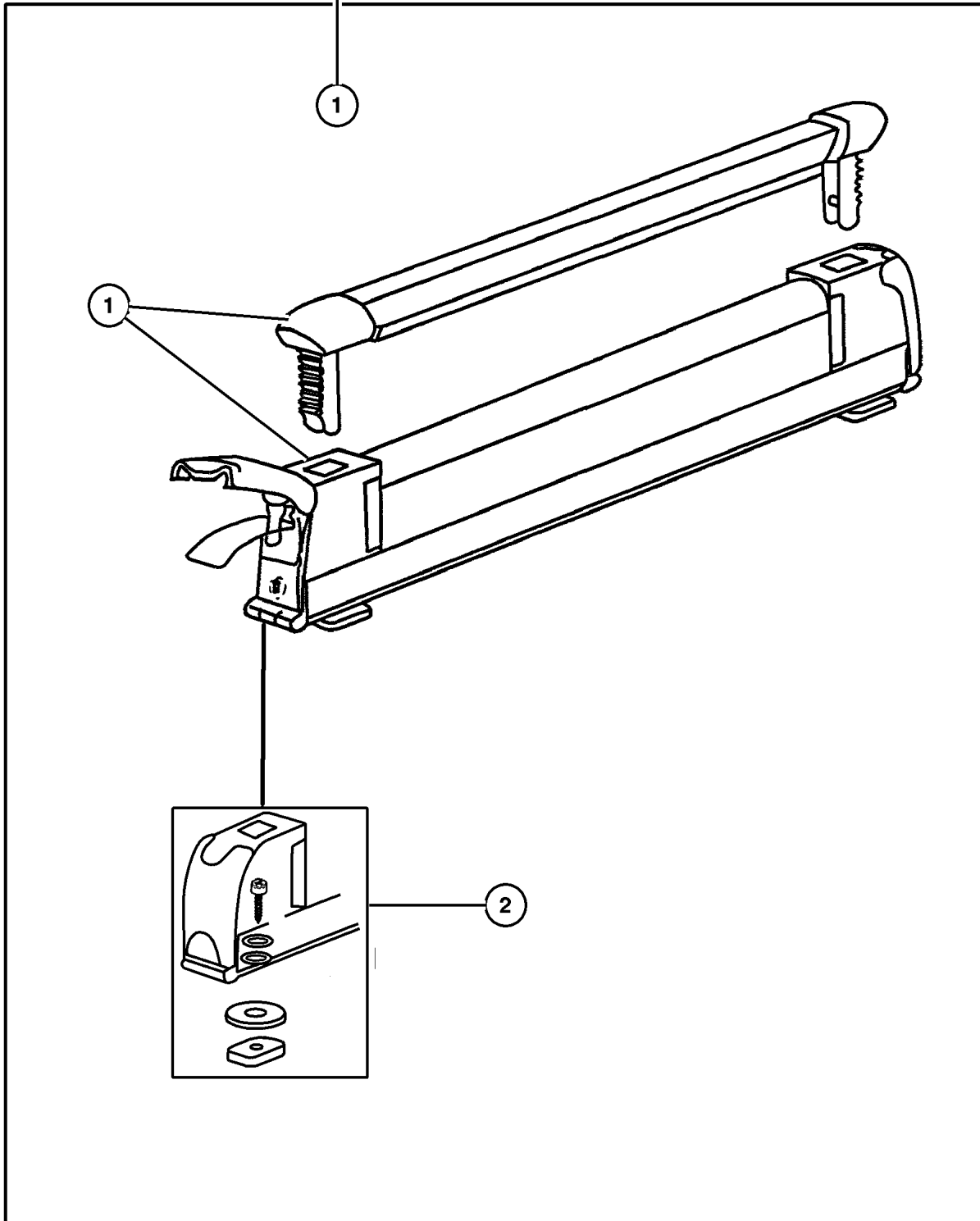
SERIES	LINE	BODY	ENGINE	TRANSMISSION
H = Laredo	J = 4WD	74 = 4 Door	ERH = 4.0L, Power Tech I-6	DGK = 4 Speed Auto, 42RE
M = Sport	T = 2WD		EVA = 4.7L Power Tech V8	DGQ = 5 Speed Auto, 45RFE
P = Limited			EVC = 4.7L HO V8 MPI	DG0 = All Automatic Trans
S = Overland			ER0 = All 4.0L 6 Cyl Gas	
			EVO = All 4.7l Gas	

AR = Use as required - = Non illustrated part # = New this model year

October 1, 2003

Ski Carrier - Roof  
Figure 001-236

ITEM	PART NUMBER	QTY	LINE	SERIES	BODY	ENGINE	TRANS	TRIM	DESCRIPTION
1									CARRIER KIT, Ski
	8220 7312	1							3 Pair
	8220 7308	1							6 Pair
2	5086 158AA	1							HARDWARE KIT, Accessory, Contains: 4 - 25MM Screws, 4 - 20M Screws, 4 - 16MM Screws, 4 - Lock Washers, 4 - Flat Washers, 4 - T Plates, 4 - Rubber Washers
-3	5066 632AA	1							TOOL, Screw Driver



JEEP GRAND CHEROKEE (WJ)

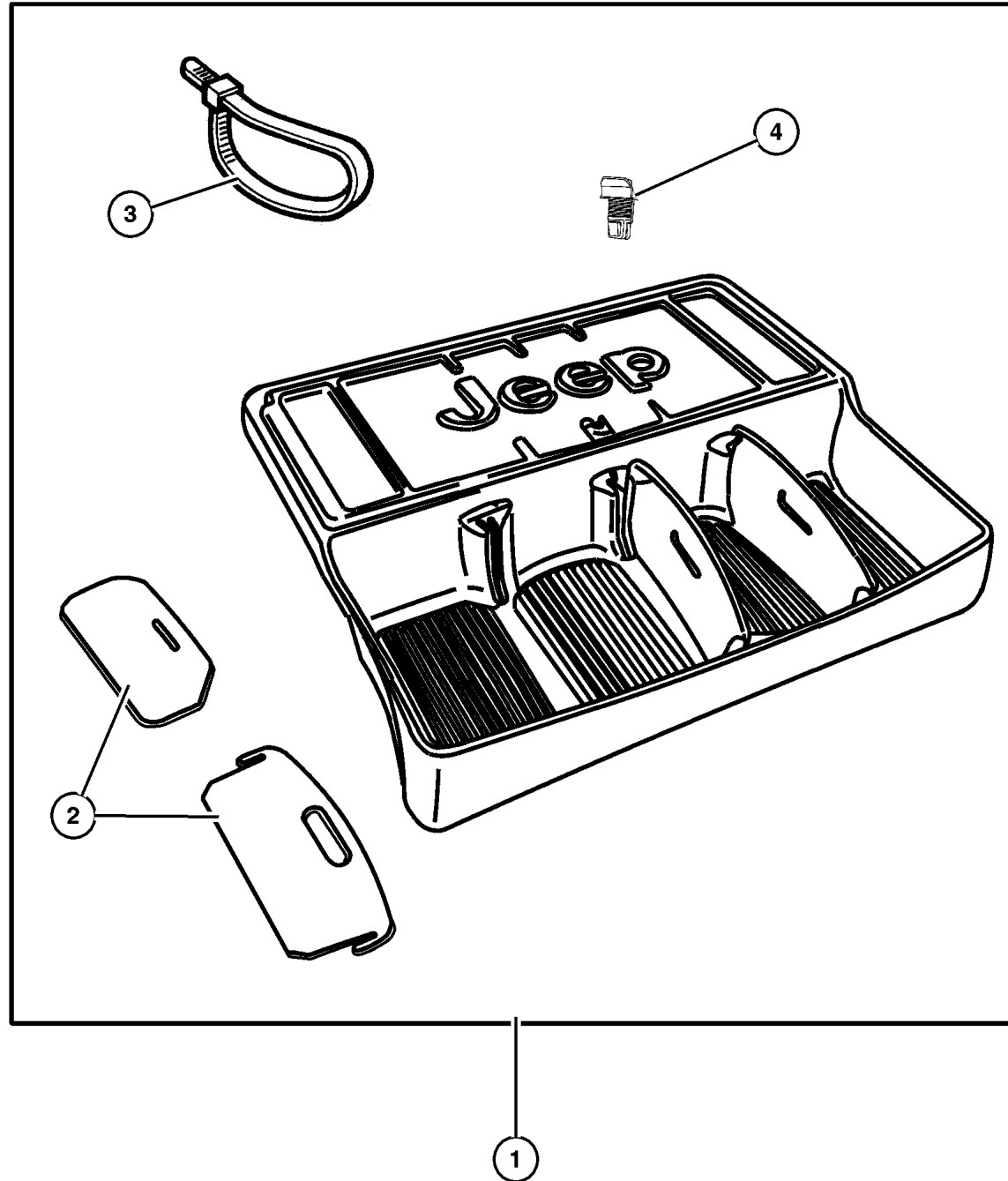
SERIES	LINE	BODY	ENGINE	TRANSMISSION
H = Laredo	J = 4WD	74 = 4 Door	ERH = 4.0L, Power Tech I-6	DGK = 4 Speed Auto, 42RE
M = Sport	T = 2WD		EVA = 4.7L Power Tech V8	DGQ = 5 Speed Auto, 45RFE
P = Limited			EVC = 4.7L HO V8 MPI	DG0 = All Automatic Trans
S = Overland			ER0 = All 4.0L 6 Cyl Gas	
			EVO = All 4.7l Gas	

AR = Use as required - = Non illustrated part # = New this model year

October 1, 2003

Box Kit - Storage Interior  
Figure 001-260

ITEM	PART NUMBER	QTY	LINE	SERIES	BODY	ENGINE	TRANS	TRIM	DESCRIPTION
NOTE: Mounts Behind Rear Seat. Box is approximately 45" W/18"D/8"H. The tray is located between the box & liftgate - Molded unit has lockable area.									
1	8220 5010	1			74				BOX KIT, Storage-Interior
2	5016 544AA	1			74				DIVIDER KIT, Cargo
3	5016 545AA	1			74				STRAP, Cargo Tie Down
4	5016 546AA	1			74				LOCK KIT, Storage

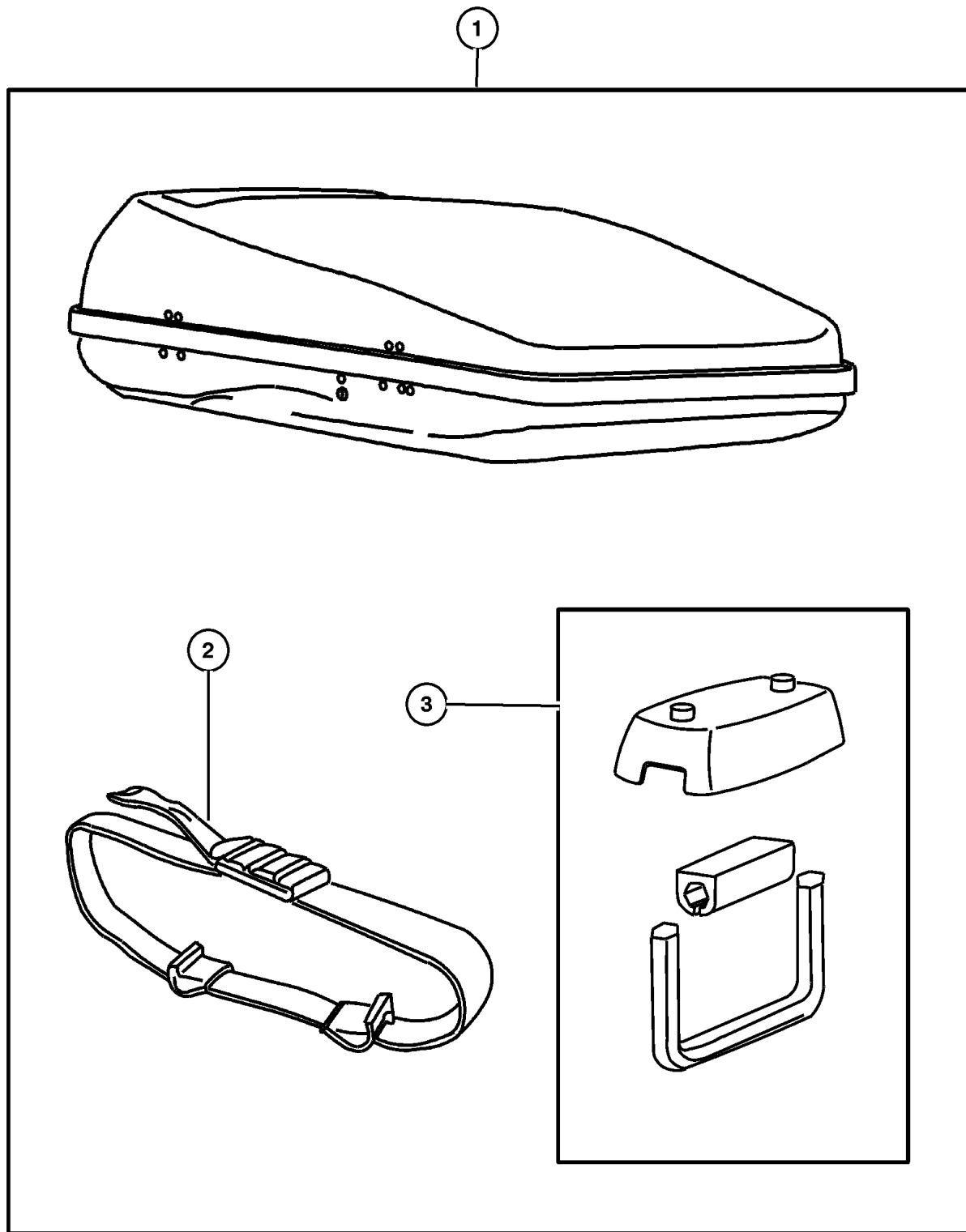


<b>JEEP GRAND CHEROKEE (WJ)</b>				
SERIES	LINE	BODY	ENGINE	TRANSMISSION
H = Laredo	J = 4WD	74 = 4 Door	ERH = 4.0L, Power Tech I-6	DGK = 4 Speed Auto, 42RE
M = Sport	T = 2WD		EVA = 4.7L Power Tech V8	DGQ = 5 Speed Auto, 45RFE
P = Limited			EVC = 4.7L HO V8 MPI	DG0 = All Automatic Trans
S = Overland			ER0 = All 4.0L 6 Cyl Gas	
			EVO = All 4.7l Gas	

AR = Use as required - = Non illustrated part # = New this model year

October 1, 2003

Luggage Carrier - Roof Hard Shell  
Figure 001-270



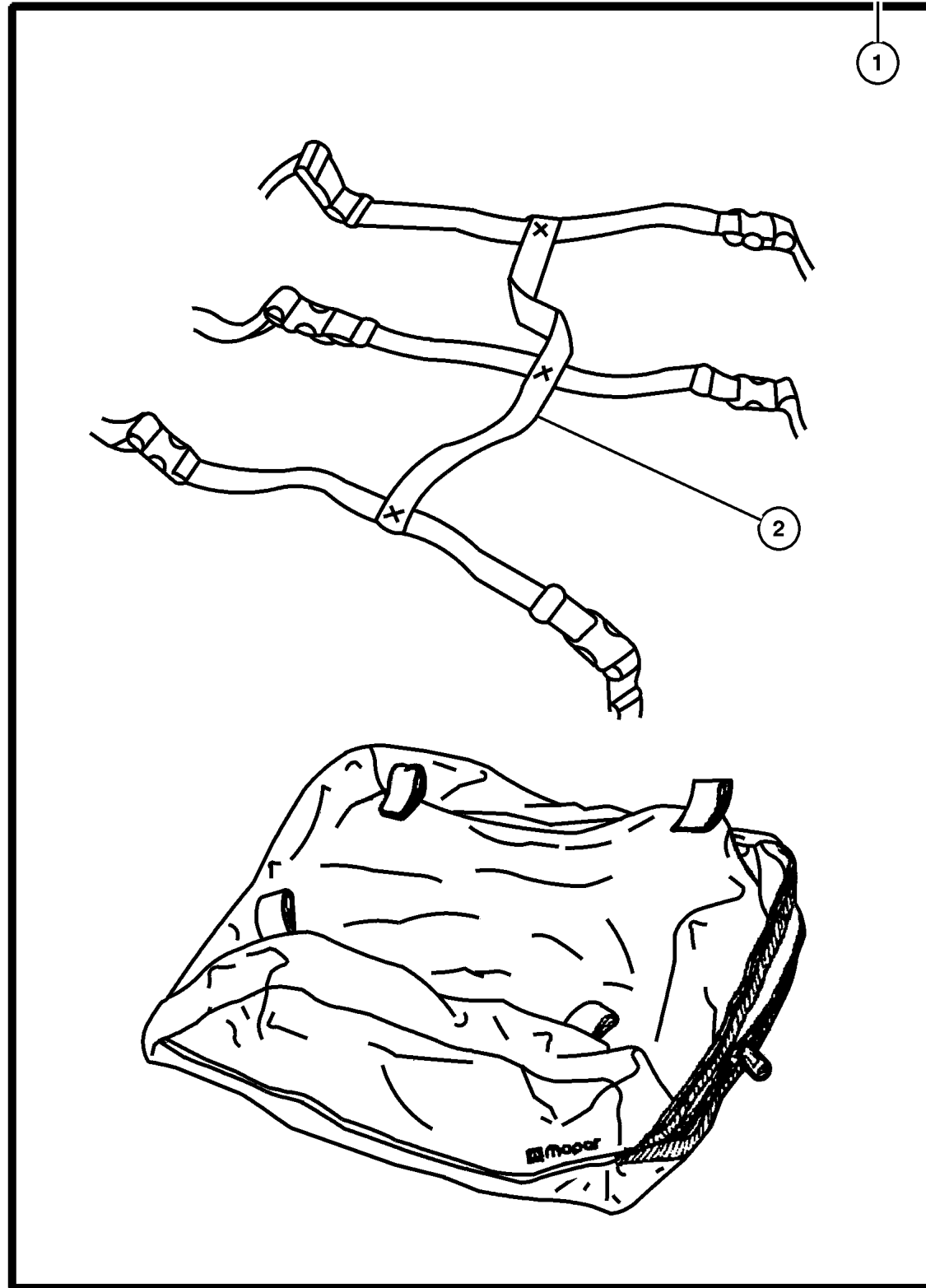
ITEM	PART NUMBER	QTY	LINE	SERIES	BODY	ENGINE	TRANS	TRIM	DESCRIPTION
1									CARRIER KIT, Luggage
	8220 7353	1							31'x71' 430L
	8220 7341	1			74				28'x90' 480L
2	5086 160AA	1			74				STRAP, Cargo Tie Down
3	5086 159AA	1			74				HARDWARE KIT

<b>JEEP GRAND CHEROKEE (WJ)</b>				
SERIES	LINE	BODY	ENGINE	TRANSMISSION
H = Laredo	J = 4WD	74 = 4 Door	ERH = 4.0L, Power Tech I-6	DGK = 4 Speed Auto, 42RE
M = Sport	T = 2WD		EVA = 4.7L Power Tech V8	DGQ = 5 Speed Auto, 45RFE
P = Limited			EVC = 4.7L HO V8 MPI	DG0 = All Automatic Trans
S = Overland			ER0 = All 4.0L 6 Cyl Gas	
			EVO = All 4.7l Gas	

AR = Use as required - = Non illustrated part # = New this model year

October 1, 2003

Luggage Carrier - Roof Vinyl  
Figure 001-274



ITEM	PART NUMBER	QTY	LINE	SERIES	BODY	ENGINE	TRANS	TRIM	DESCRIPTION
------	-------------	-----	------	--------	------	--------	-------	------	-------------

NOTE: Requires Roof Rack.

1	8220 7198	1							CARRIER KIT, Luggage
2	5066 332AA	1							STRAP KIT, Luggage Carrier, Consists of: 6- Tie Straps, 6- Locking Buckles, 6- Quick Release Connectors and 6- Elastic Loops

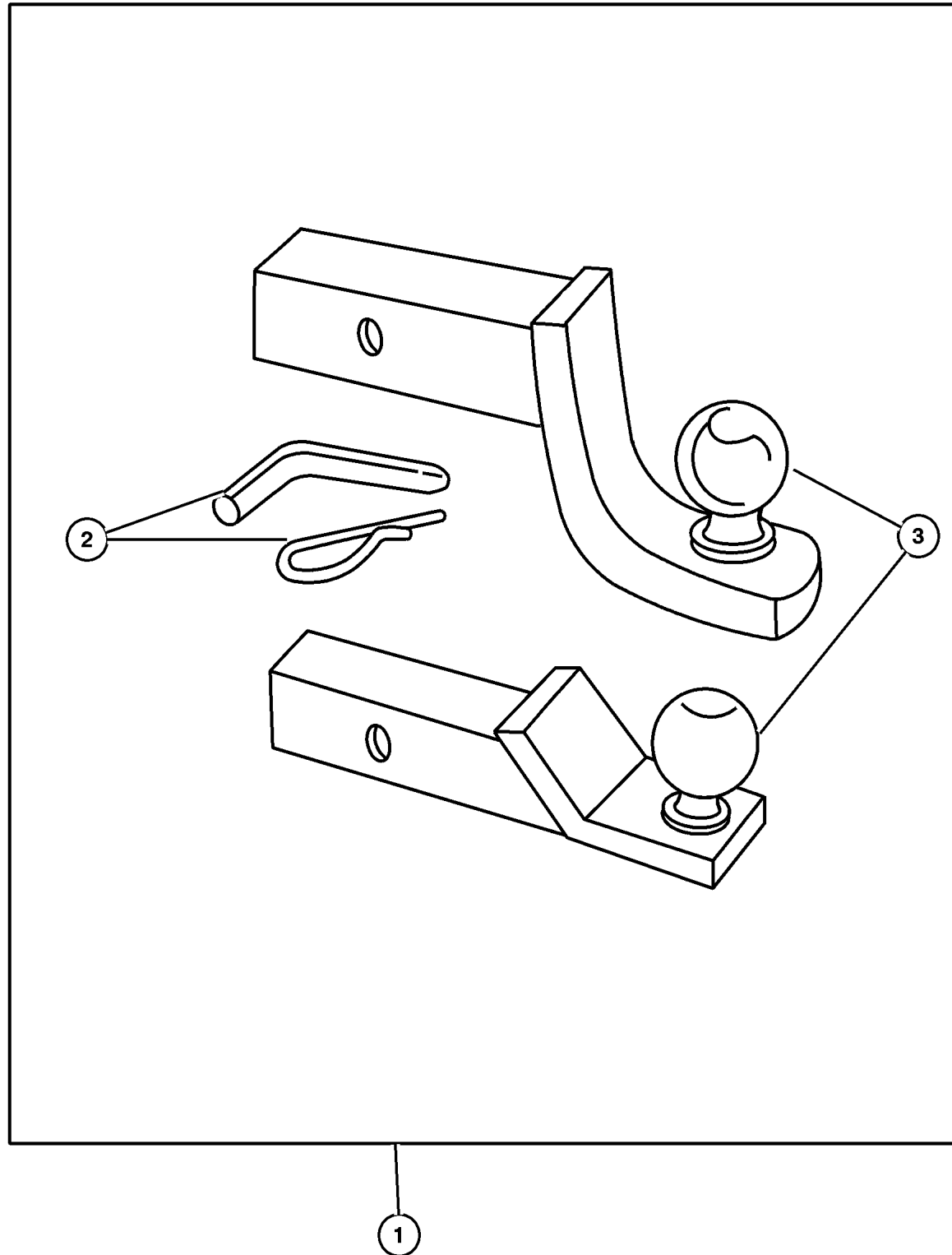
JEEP GRAND CHEROKEE (WJ)

SERIES	LINE	BODY	ENGINE	TRANSMISSION
H = Laredo	J = 4WD	74 = 4 Door	ERH = 4.0L, Power Tech I-6	DGK = 4 Speed Auto, 42RE
M = Sport	T = 2WD		EVA = 4.7L Power Tech V8	DGQ = 5 Speed Auto, 45RFE
P = Limited			EVC = 4.7L HO V8 MPI	DG0 = All Automatic Trans
S = Overland			ER0 = All 4.0L 6 Cyl Gas	
			EVO = All 4.7l Gas	

AR = Use as required - = Non illustrated part # = New this model year

October 1, 2003

**Adapter Kit - Ball Mount**  
**Figure 001-282**



ITEM	PART NUMBER	QTY	LINE	SERIES	BODY	ENGINE	TRANS	TRIM	DESCRIPTION
1									ADAPTER KIT, Ball Mount
	8220 0248	1	J, T		74				3/4 inch Shank
	8220 1148	1	J, T		74				1 inch Shank,1.75 Rise, 1.00 Drop
	8220 1149	1	J, T		74				1 inch Shank,3.00 Rise,2.25 Drop
2	5016 666AA	1	J, T		74				PIN, Hitch
3									BALL KIT, Trailer Tow
	8240 1197	1	J, T		74				1-7/8 inch Ball, 2000 #
	8240 1218	1	J, T		74				1-5/16 inch Ball, 2000 #

**JEEP GRAND CHEROKEE (WJ)**

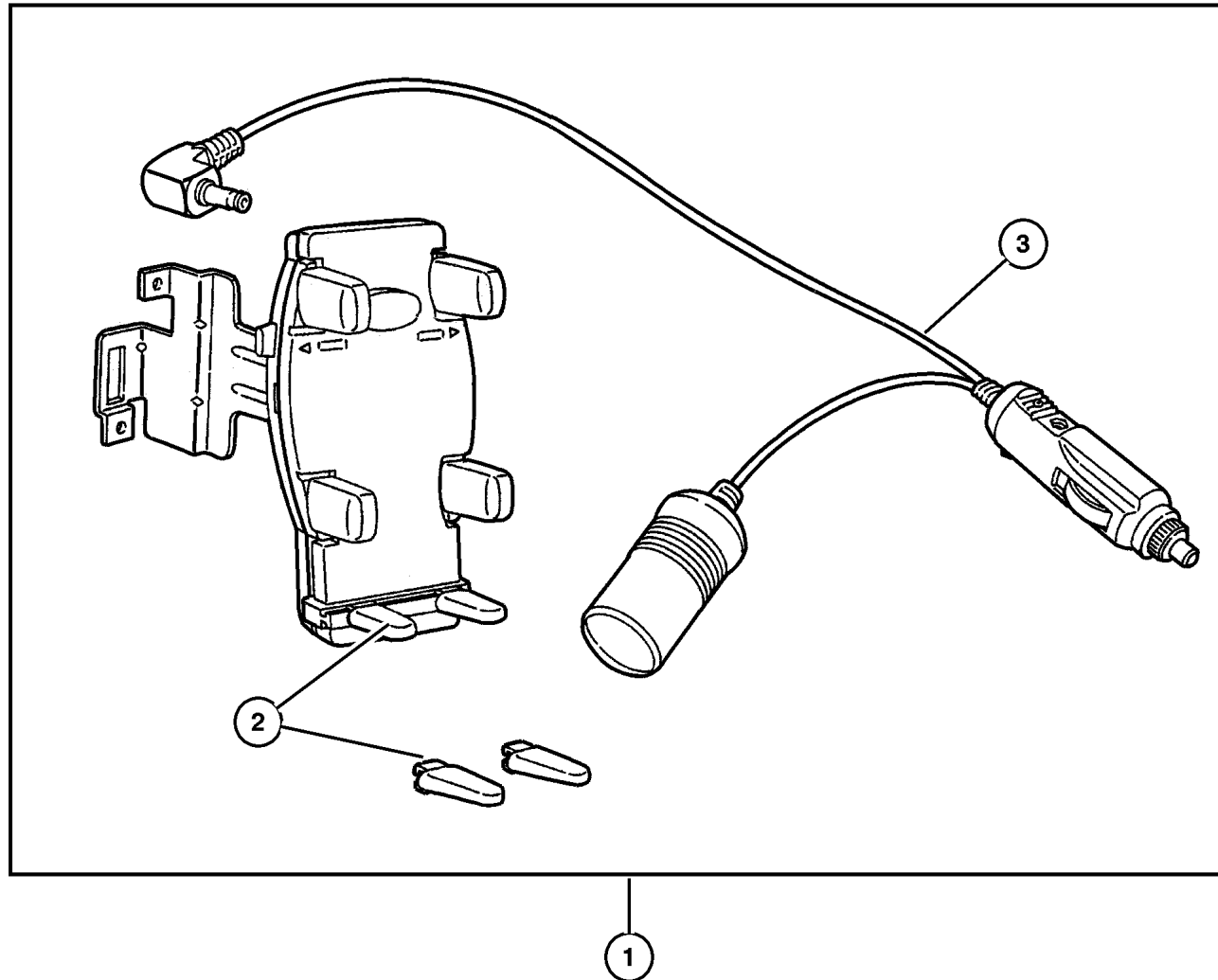
SERIES	LINE	BODY	ENGINE	TRANSMISSION
H = Laredo	J = 4WD	74 = 4 Door	ERH = 4.0L, Power Tech I-6	DGK = 4 Speed Auto, 42RE
M = Sport	T = 2WD		EVA = 4.7L Power Tech V8	DGQ = 5 Speed Auto, 45RFE
P = Limited			EVC = 4.7L HO V8 MPI	DG0 = All Automatic Trans
S = Overland			ER0 = All 4.0L 6 Cyl Gas	
			EVO = All 4.7l Gas	

AR = Use as required - = Non illustrated part # = New this model year

October 1, 2003

**Mounting Kit - Cellular Phone**  
**Figure 001-310**

ITEM	PART NUMBER	QTY	LINE	SERIES	BODY	ENGINE	TRANS	TRIM	DESCRIPTION
NOTE; Smart Holder and Bracket Assy. with Jeep Logo, Bracket to be black powder coated low gloss.									
NOTE: Holds any wireless handset. Installs to instrument panel.									
1	8220 4332	1							MOUNTING KIT, Cellular Phone
2	5018 103AA	1							HARDWARE KIT, Accessory, Contains: Set of long and short feet
3	5016 536AA	1							CORD, Cellular Phone

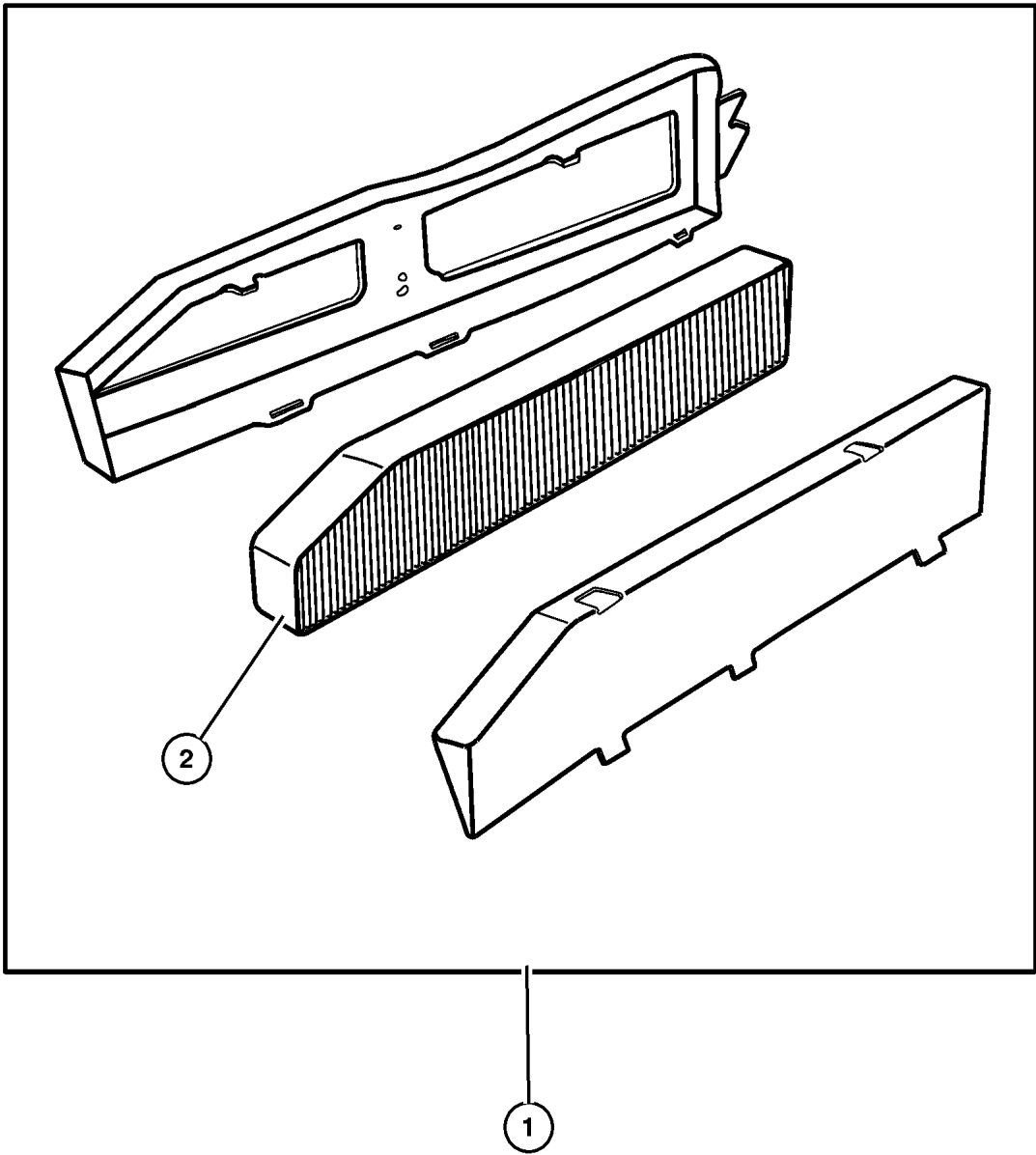


<b>JEEP GRAND CHEROKEE (WJ)</b>				
SERIES	LINE	BODY	ENGINE	TRANSMISSION
H = Laredo	J = 4WD	74 = 4 Door	ERH = 4.0L, Power Tech I-6	DGK = 4 Speed Auto, 42RE
M = Sport	T = 2WD		EVA = 4.7L Power Tech V8	DGQ = 5 Speed Auto, 45RFE
P = Limited			EVC = 4.7L HO V8 MPI	DG0 = All Automatic Trans
S = Overland			ER0 = All 4.0L 6 Cyl Gas	
			EVO = All 4.7l Gas	

AR = Use as required - = Non illustrated part # = New this model year

**Filter Kit - Cabin Air**  
**Figure 001-315**

ITEM	PART NUMBER	QTY	LINE	SERIES	BODY	ENGINE	TRANS	TRIM	DESCRIPTION
NOTE: Triple layer filters install in the fresh air intake within the plenum area. Reduces pollen, mold & other allergens.									
NOTE: Heating, ventilating & air conditioning continue to function as designed. Recommended service 2yrs/24,000 miles.									
1	8220 4691	1	J, T		74				FILTER KIT, Cabin Air
2	5300 7386	1							FILTER, Air



JEEP GRAND CHEROKEE (WJ)				
SERIES	LINE	BODY	ENGINE	TRANSMISSION
H = Laredo	J = 4WD	74 = 4 Door	ERH = 4.0L, Power Tech I-6	DGK = 4 Speed Auto, 42RE
M = Sport	T = 2WD		EVA = 4.7L Power Tech V8	DGQ = 5 Speed Auto, 45RFE
P = Limited			EVC = 4.7L HO V8 MPI	DG0 = All Automatic Trans
S = Overland			ER0 = All 4.0L 6 Cyl Gas	
			EVO = All 4.7l Gas	

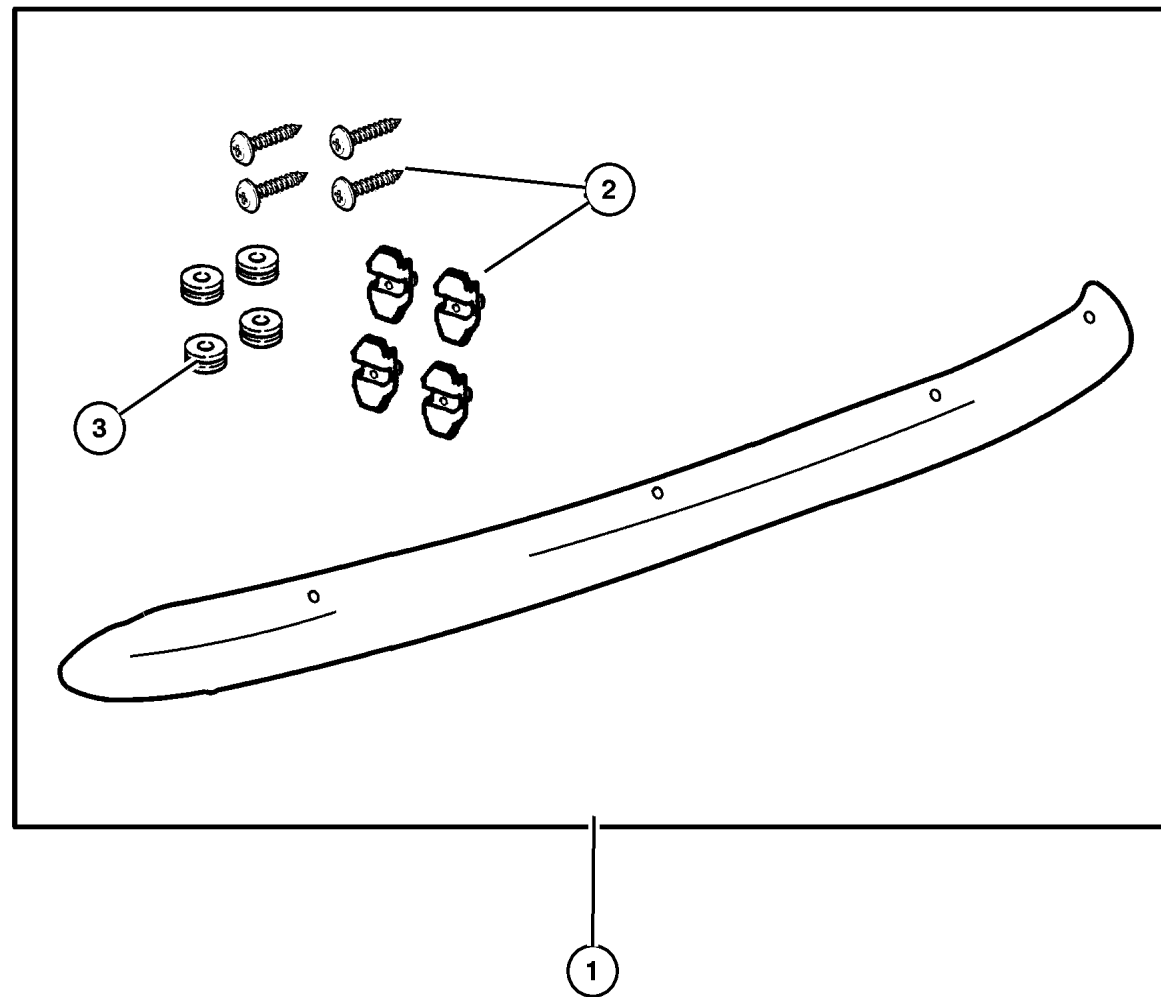
AR = Use as required - = Non illustrated part # = New this model year

October 1, 2003



**Shield Kit, Air Front**  
**Figure 001-510**

ITEM	PART NUMBER	QTY	LINE	SERIES	BODY	ENGINE	TRANS	TRIM	DESCRIPTION
NOTE: Shield Kit - Color Smoke, Material Lexan.									
1	8220 4314	1	J, T		74				SHIELD KIT, Air - Front
2	5016 373AA	1	J, T		74				RETAINER, Accessories, Contains: 4-Retainers and Screws
3	5014 754AA	1	J, T		74				SPACER, Air Deflector



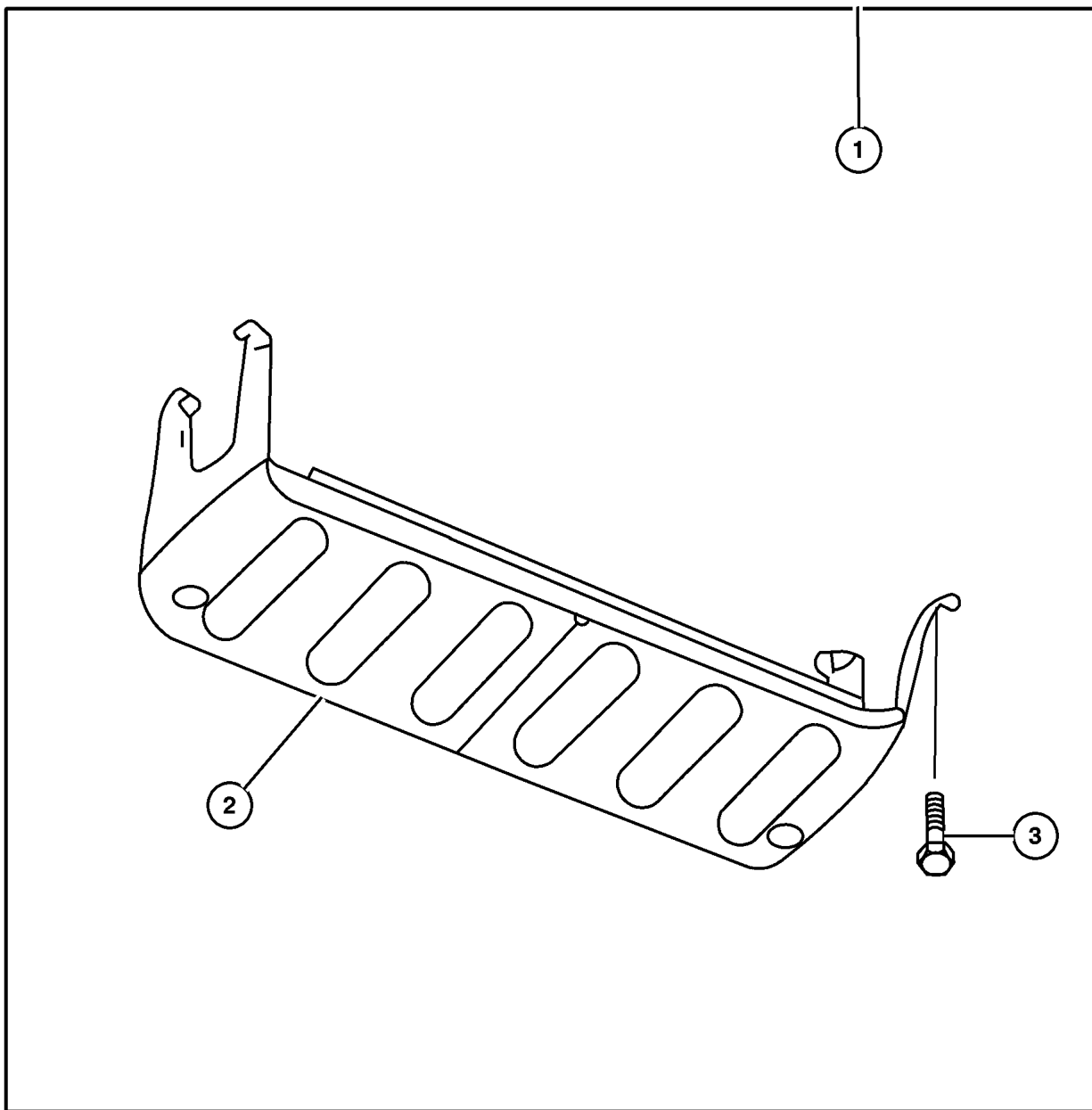
<b>JEEP GRAND CHEROKEE (WJ)</b>				
SERIES	LINE	BODY	ENGINE	TRANSMISSION
H = Laredo	J = 4WD	74 = 4 Door	ERH = 4.0L, Power Tech I-6	DGK = 4 Speed Auto, 42RE
M = Sport	T = 2WD		EVA = 4.7L Power Tech V8	DGQ = 5 Speed Auto, 45RFE
P = Limited			EVC = 4.7L HO V8 MPI	DG0 = All Automatic Trans
S = Overland			ER0 = All 4.0L 6 Cyl Gas	
			EVO = All 4.7l Gas	

AR = Use as required - = Non illustrated part # = New this model year

October 1, 2003

**Skid Plate Package - Front**  
**Figure 001-520**

ITEM	PART NUMBER	QTY	LINE	SERIES	BODY	ENGINE	TRANS	TRIM	DESCRIPTION
1	8220 7487	1	J, T		74				PLATE PACKAGE, Skid - Front
2	52080 217AA	1	J						SKID PLATE, Front
3	6505 961AA	4	J						SCREW AND WASHER, Hex Head, M10x1.5x40



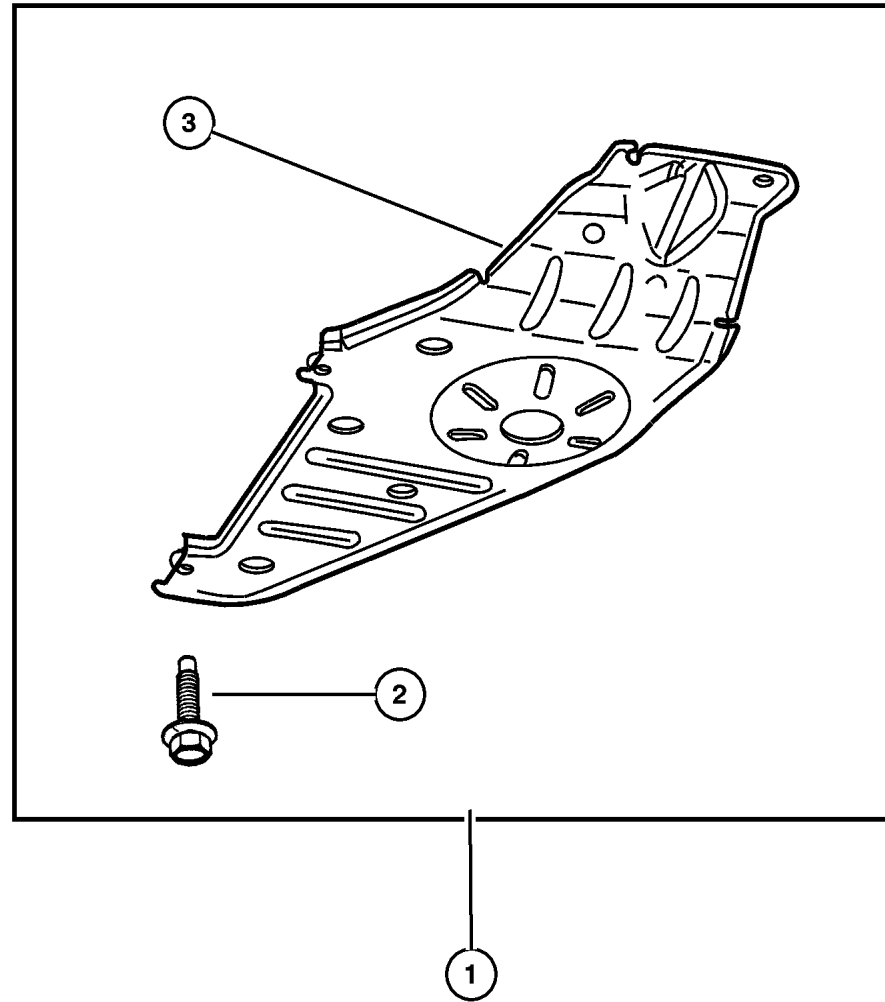
<b>JEEP GRAND CHEROKEE (WJ)</b>				
SERIES	LINE	BODY	ENGINE	TRANSMISSION
H = Laredo	J = 4WD	74 = 4 Door	ERH = 4.0L, Power Tech I-6	DGK = 4 Speed Auto, 42RE
M = Sport	T = 2WD		EVA = 4.7L Power Tech V8	DGQ = 5 Speed Auto, 45RFE
P = Limited			EVC = 4.7L HO V8 MPI	DG0 = All Automatic Trans
S = Overland			ER0 = All 4.0L 6 Cyl Gas	
			EVO = All 4.7l Gas	

AR = Use as required - = Non illustrated part # = New this model year

October 1, 2003

**Skid Plate Package - Transfer Case**  
**Figure 001-522**

ITEM	PART NUMBER	QTY	LINE	SERIES	BODY	ENGINE	TRANS	TRIM	DESCRIPTION
1	8220 4489	1	J		74				PLATE PACKAGE, Skid - Transfer Case
2	6503 571	4							SCREW AND WASHER, M10x1.50x35
3	5205 8922	1	J						SKID PLATE, Transfer Case
-4	5013 886AA	1	J		74				TOOL, Rivnut



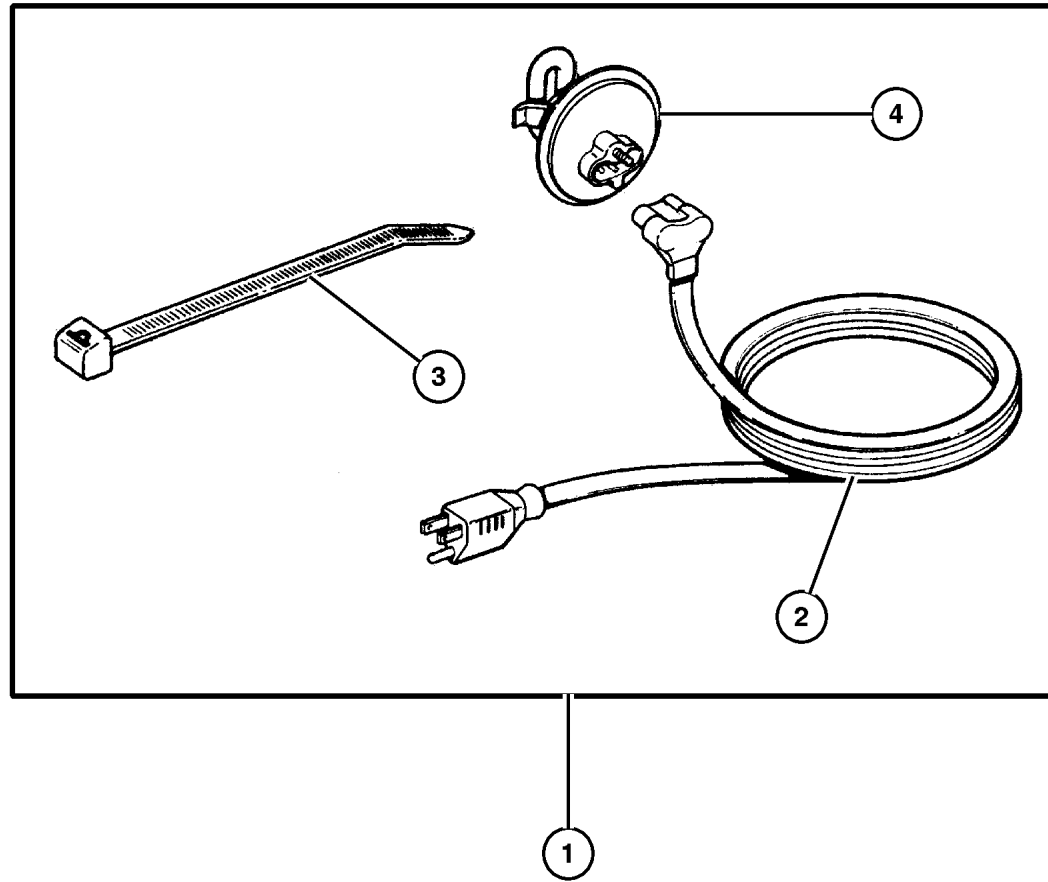
<b>JEEP GRAND CHEROKEE (WJ)</b>				
SERIES	LINE	BODY	ENGINE	TRANSMISSION
H = Laredo	J = 4WD	74 = 4 Door	ERH = 4.0L, Power Tech I-6	DGK = 4 Speed Auto, 42RE
M = Sport	T = 2WD		EVA = 4.7L Power Tech V8	DGQ = 5 Speed Auto, 45RFE
P = Limited			EVC = 4.7L HO V8 MPI	DG0 = All Automatic Trans
S = Overland			ER0 = All 4.0L 6 Cyl Gas	
			EVO = All 4.7l Gas	

AR = Use as required - = Non illustrated part # = New this model year

October 1, 2003

## Heater Kit Figure 001-610

ITEM	PART NUMBER	QTY	LINE	SERIES	BODY	ENGINE	TRANS	TRIM	DESCRIPTION
1									HEATER PACKAGE, Engine Block
	8220 1506	1							4.0L Engine
	8220 3640	1	J, T		74				4.7L Engine
2									CORD, Engine Block Heater
	J575 2677	1							4.0L Engine
	5602 7117	1							4.7L Engine
3	5600 8876	1							STRAP, Tie, 4.0L Engine
4									HEATER, Engine Block, Serviced In Assembly, (NOT SERVICED) (Not Serviced)



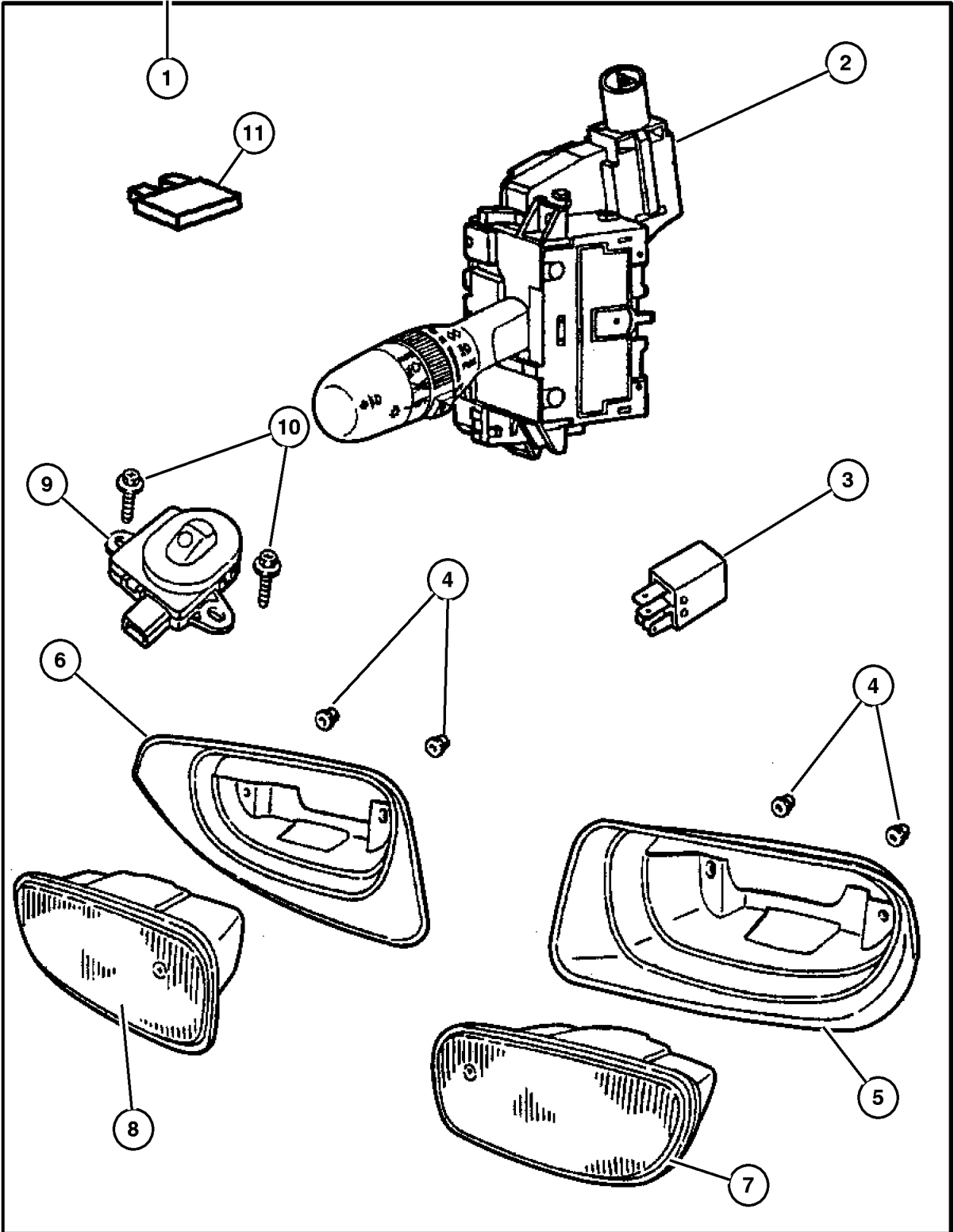
### JEEP GRAND CHEROKEE (WJ)

SERIES	LINE	BODY	ENGINE	TRANSMISSION
H = Laredo	J = 4WD	74 = 4 Door	ERH = 4.0L, Power Tech I-6	DGK = 4 Speed Auto, 42RE
M = Sport	T = 2WD		EVA = 4.7L Power Tech V8	DGQ = 5 Speed Auto, 45RFE
P = Limited			EVC = 4.7L HO V8 MPI	DG0 = All Automatic Trans
S = Overland			ER0 = All 4.0L 6 Cyl Gas	
			EVO = All 4.7l Gas	

AR = Use as required   - = Non illustrated part   # = New this model year

October 1, 2003

**Light Package - Fog  
Figure 001-615**

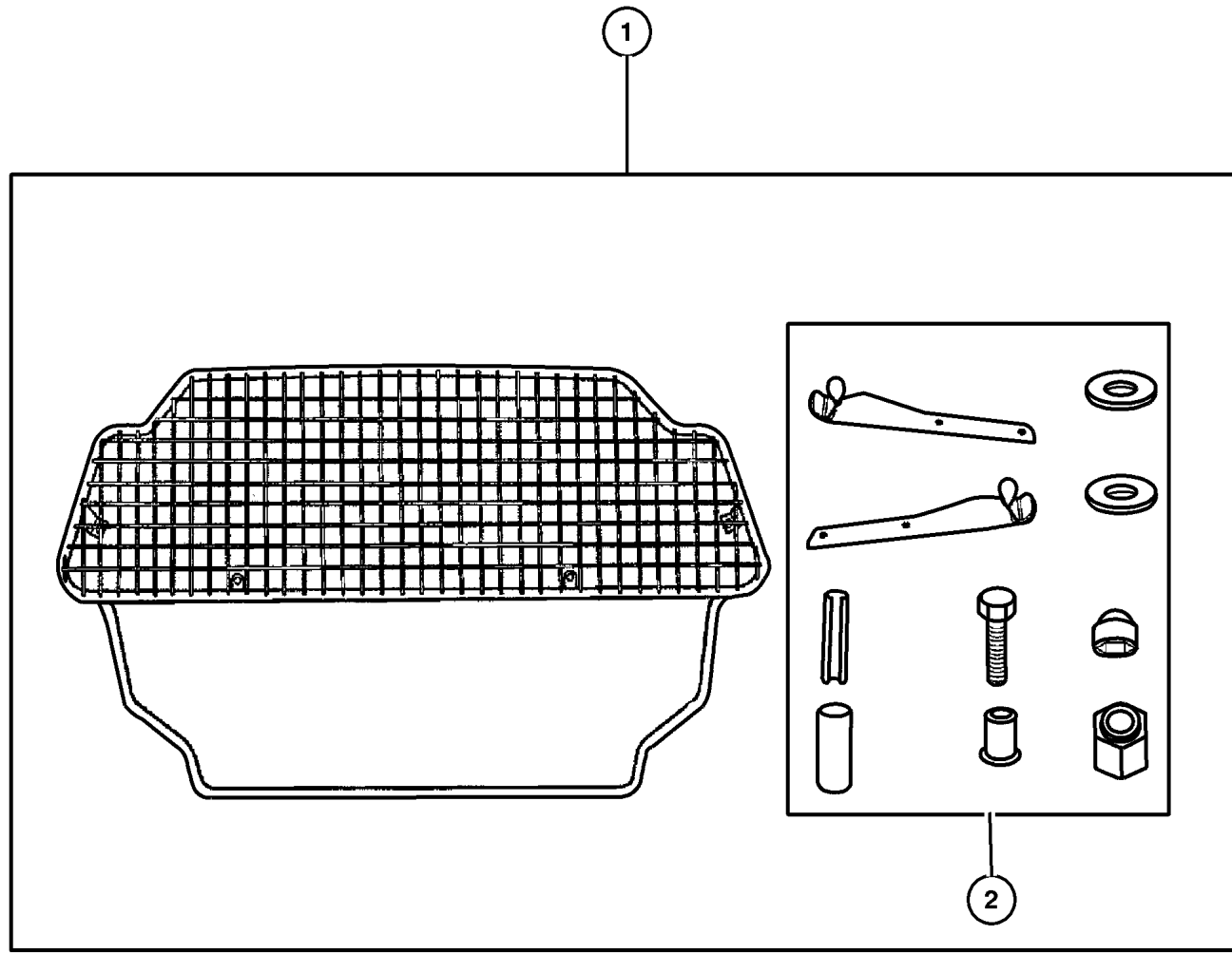


ITEM	PART NUMBER	QTY	LINE	SERIES	BODY	ENGINE	TRANS	TRIM	DESCRIPTION
<b>NOTE:</b>									
Items 12 thru 15 are additional parts contained in Light Package 82207798									
1	8220 7798	1			74				LIGHT PACKAGE, Fog
2	56042 302AG	1							SWITCH, Multifunction
3	4671 168	1			74				RELAY, Mini
4	3420 1358	4							NUT AND WASHER, Hex Nut-Sealing Washer, M6 x 1.00
5									BEZEL, Fog Lamp, (NOT SERVICED) (Not Serviced)
6									BEZEL, Fog Lamp, (NOT SERVICED) (Not Serviced)
7	55155 137AC	1							LAMP, Fog, Left
8	55155 136AC	1							LAMP, Fog, Right
9	56042 584AA	1							SENSOR, Headlamp
10	6101 946	2							SCREW, Tapping
11	00AT M20	1							FUSE, Mini, 20 AMP, Yellow
-12									WIRING, Fog Lamp, See Note, (NOT SERVICED) (Not Serviced)
-13									STRAP, Tie
	4641 780	1			74				7.75 inch
	6016 155	1							14.5 inch
-14	3420 1631	6							RIVET, M6.25x28 Black

<b>JEEP GRAND CHEROKEE (WJ)</b>				
SERIES	LINE	BODY	ENGINE	TRANSMISSION
H = Laredo	J = 4WD	74 = 4 Door	ERH = 4.0L, Power Tech I-6	DGK = 4 Speed Auto, 42RE
M = Sport	T = 2WD		EVA = 4.7L Power Tech V8	DGQ = 5 Speed Auto, 45RFE
P = Limited			EVC = 4.7L HO V8 MPI	DG0 = All Automatic Trans
S = Overland			ER0 = All 4.0L 6 Cyl Gas	
			EVO = All 4.7L Gas	

**Guard Kit - Dog**  
**Figure 001-820**

ITEM	PART NUMBER	QTY	LINE	SERIES	BODY	ENGINE	TRANS	TRIM	DESCRIPTION
1	8220 7563	1							GUARD KIT, Dog Guard, Upper
2	5086 023AA	1							HARDWARE KIT, Load Partition

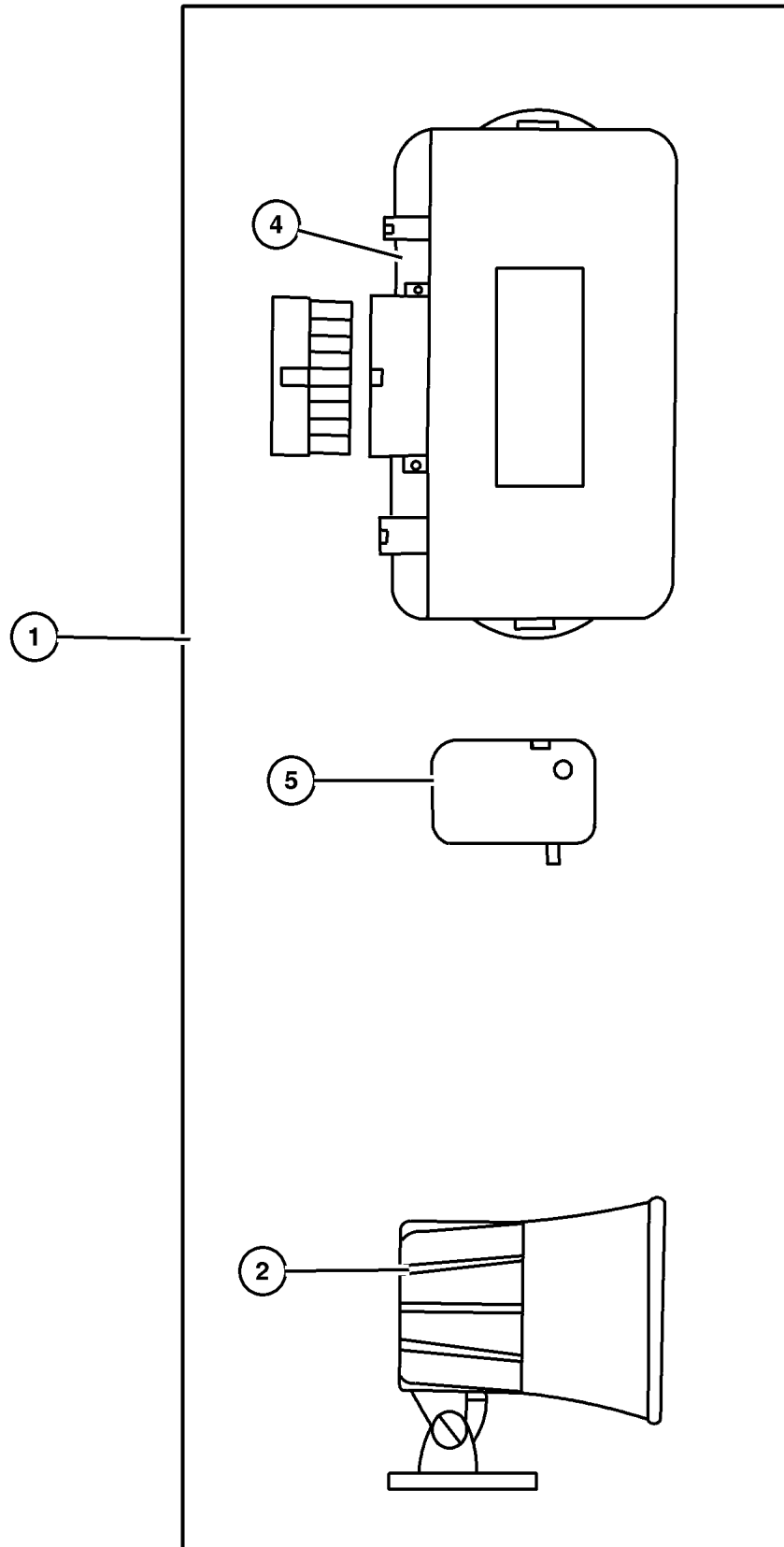


<b>JEEP GRAND CHEROKEE (WJ)</b>				
SERIES	LINE	BODY	ENGINE	TRANSMISSION
H = Laredo	J = 4WD	74 = 4 Door	ERH = 4.0L, Power Tech I-6	DGK = 4 Speed Auto, 42RE
M = Sport	T = 2WD		EVA = 4.7L Power Tech V8	DGQ = 5 Speed Auto, 45RFE
P = Limited			EVC = 4.7L HO V8 MPI	DG0 = All Automatic Trans
S = Overland			ER0 = All 4.0L 6 Cyl Gas	
			EVO = All 4.7l Gas	

AR = Use as required - = Non illustrated part # = New this model year

October 1, 2003

**Alarm - EVS Plus System  
Figure 001-914**



ITEM	PART NUMBER	QTY	LINE	SERIES	BODY	ENGINE	TRANS	TRIM	DESCRIPTION
1	8220 4268	1	J, T		74				MODULE, Security Alarm
2	8220 3198	1	J, T		74				SIREN, Alarm
-3	4886 259AA	1	J, T		74				INDICATOR, Valet Status
4	5011 619AA	1	J, T		74				MODULE, Security Alarm
5	4886 260AB	1	J, T		74				SENSOR, Shock, With Terminals

**JEEP GRAND CHEROKEE (WJ)**

SERIES	LINE	BODY	ENGINE	TRANSMISSION
H = Laredo	J = 4WD	74 = 4 Door	ERH = 4.0L, Power Tech I-6	DGK = 4 Speed Auto, 42RE
M = Sport	T = 2WD		EVA = 4.7L Power Tech V8	DGQ = 5 Speed Auto, 45RFE
P = Limited			EVC = 4.7L HO V8 MPI	DG0 = All Automatic Trans
S = Overland			ER0 = All 4.0L 6 Cyl Gas	
			EVO = All 4.7l Gas	

AR = Use as required - = Non illustrated part # = New this model year

October 1, 2003

# Group – 002

## Front Suspension & Drive

### GROUP 2 - Front Suspension & Drive

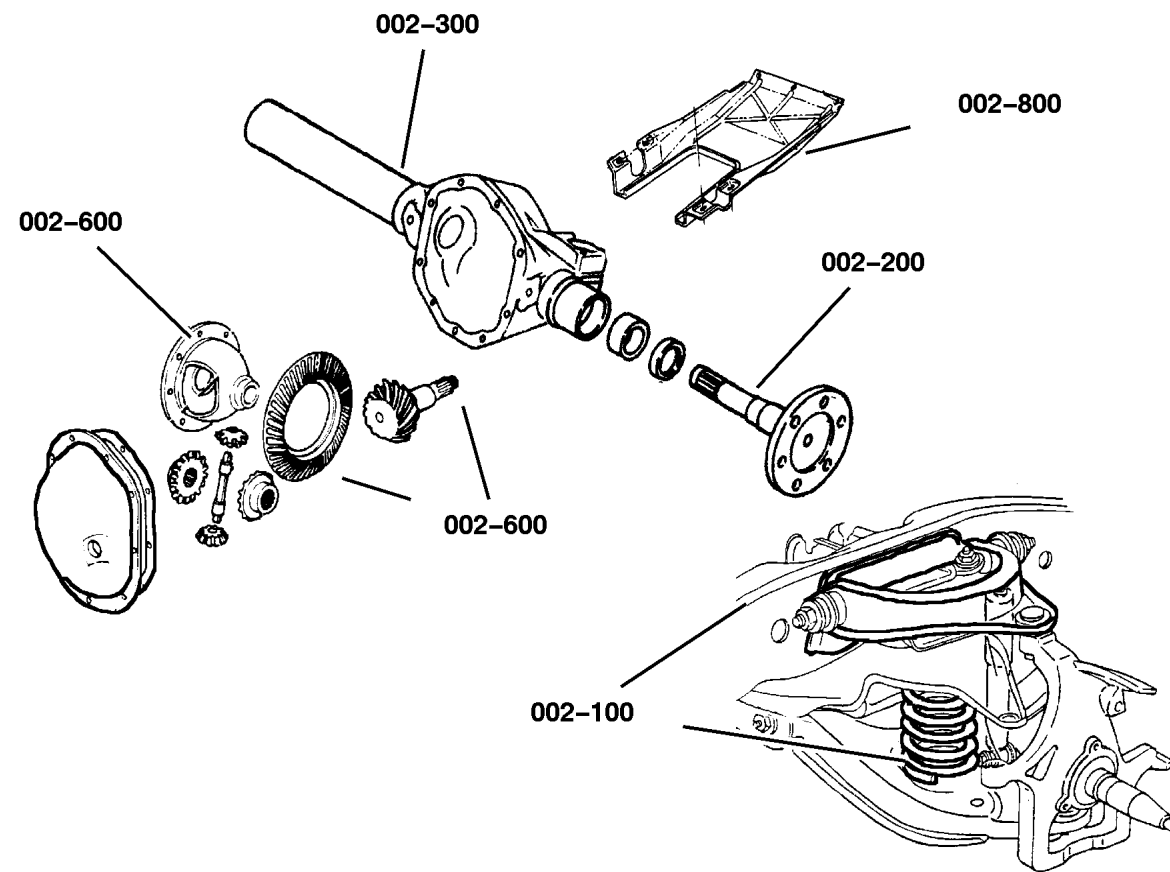


Illustration Title

Group-Fig. No.

#### Front Suspension

Suspension, Front Springs with Control Arms and Shocks ..... Fig. 002-110

Front Stabilizer Bar and Track Bar ..... Fig. 002-120

#### Front Axle Drive Shafts

Front Axle Shafts ..... Fig. 002-210

#### Front Axle Housing

Housing, Front Axle, 2 Wheel Drive ..... Fig. 002-310

Housing, Front Axle, 4 Wheel Drive ..... Fig. 002-320

#### Front Axle Assembly

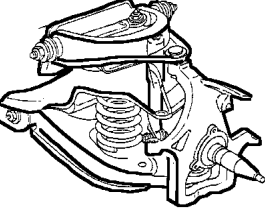
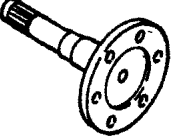
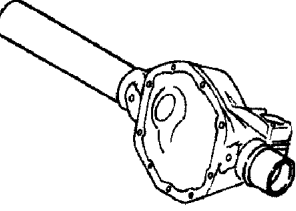
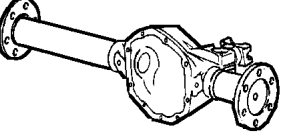
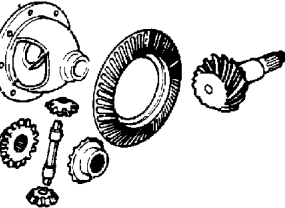
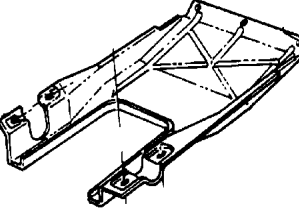
Front Axle Assembly ..... Fig. 002-410

#### Front Axle Differential

Differential, Front Axle ..... Fig. 002-610

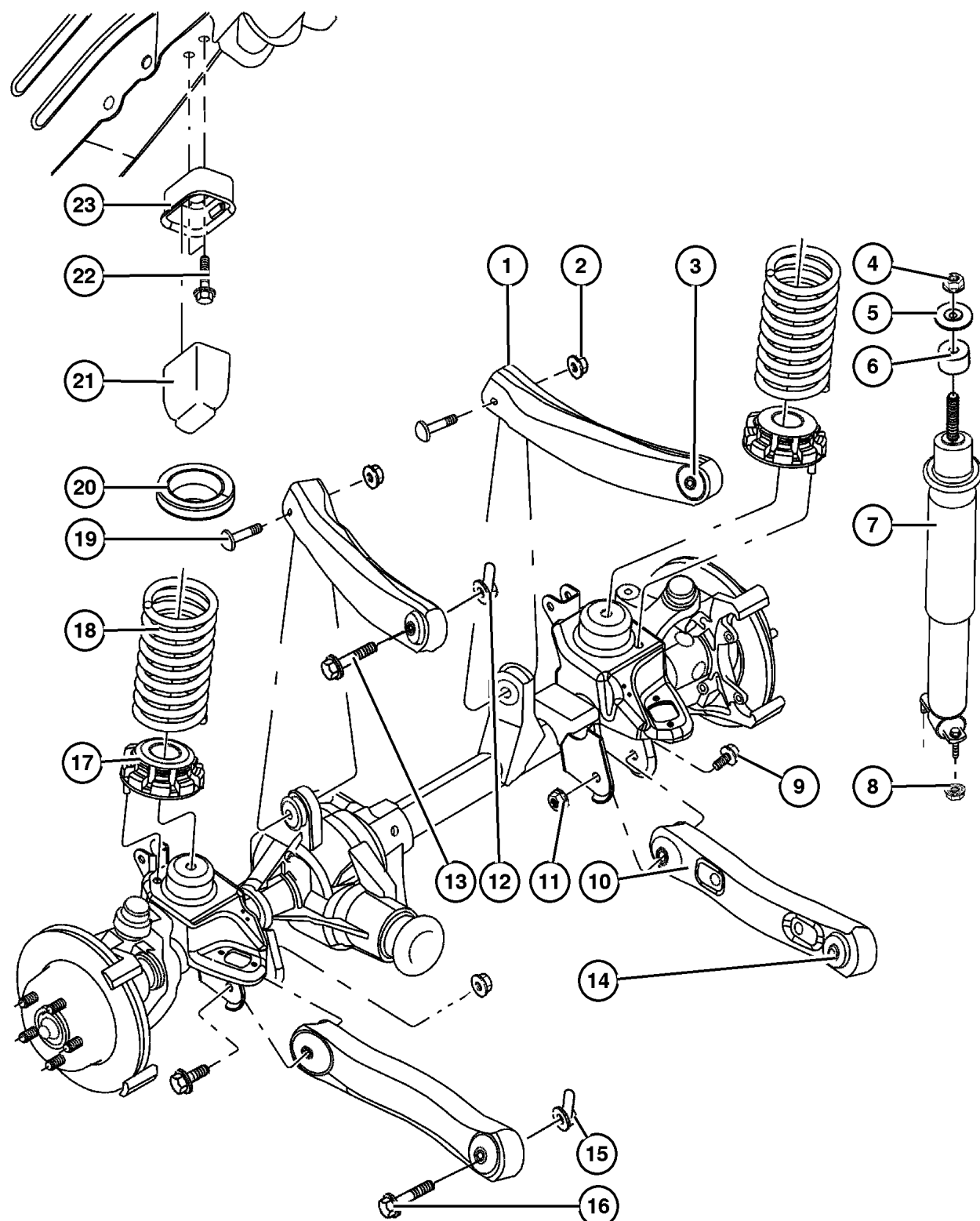
#### Front Axle Skid Plate

Skid Plate, Front Axle ..... Fig. 002-810

<p><b>002-100</b> Front Suspension</p> 	<p><b>002-200</b> Front Axle Drive Shafts</p> 	<p><b>002-300</b> Front Axle Housing</p> 	<p><b>002-400</b> Front Axle Assembly</p> 
<p><b>002-600</b> Front Axle Differential</p> 	<p><b>002-800</b> Front Axle Skid Plate</p> 		



## Suspension, Front Springs with Control Arms and Shocks Figure 002-110



ITEM	PART NUMBER	QTY	LINE	SERIES	BODY	ENGINE	TRANS	TRIM	DESCRIPTION
Note: Sales Codes;									
[SDA]=Suspension - Quadra Coil									
[SDU]=Heavy Duty Suspension									
[ZKE] To [ZZH]=Spring Sales Codes will be found on Vehicle Identification Number [VIN] Sales Code Listing.									
1	52088 208AC	2							ARM, Control, with Bushing, Upper
2	6502 696	2							NUT, Hex Flange Lock, M10x1.5, UCA to Axle, Mounting
3	5208 8214	2							BUSHING, Control Arm, to Sill
4	6506 443AA	2							NUT, Nylock Hex, M10x1.5, Shock Mounting, Upper
5	5208 8517	2							RETAINER, Shock Absorber, Upper
6	52088 289AB	2							GROMMET, Shock Absorber
7									SHOCK ABSORBER PACKAGE, Suspension, Front
	#5014 730AK	2							[SDA]
	#5014 732AF	2							[SDU]
8	6101 695	4							NUT, Hex Flange Lock, Shock Mounting, Lower
9	6505 214AA	2							SCREW, Hex Flange Head, M14x2.00x114, LCA to Axle, Mounting
10	52088 217AB	2							ARM, Control, with Bushing, Lower
11	6502 698	3							NUT, Hex Flange Lock, LCA to Axle, Mounting
12	6505 438AA	2							NUT, Hex, M10-1.5, UCA to Sill, Mounting
13	6505 472AA	2							SCREW, Hex Flange Head, M10x1.50x81, UCA to Sill, Mounting
14	5208 8220	2							BUSHING, Control Arm, UCA to Sill
15	6505 439AA	1							NUT AND RETAINER, Hex Flange Locking, M14 x 2.00, LCA to Sill
16	6506 033AA	2							BOLT, Hex Flange Head, M14x2.0x105, LCA to Sill
17	5208 8401	2							ISOLATOR, Front Suspension
18									Spring, Lower
	5208 8262	1							SPRING, Front Coil [ZKE,ZYE]
	5208 8263	1							[ZKF,ZYF]
	5208 8264	1							[ZKG,ZYG]
	5208 8265	1							[ZKH,ZYH]
	5208 8267	1							[ZLE,ZZE]
	5208 8268	1							[ZLF,ZZF]
	5208 8269	1							[ZK1,ZY1]

### JEEP GRAND CHEROKEE (WJ)

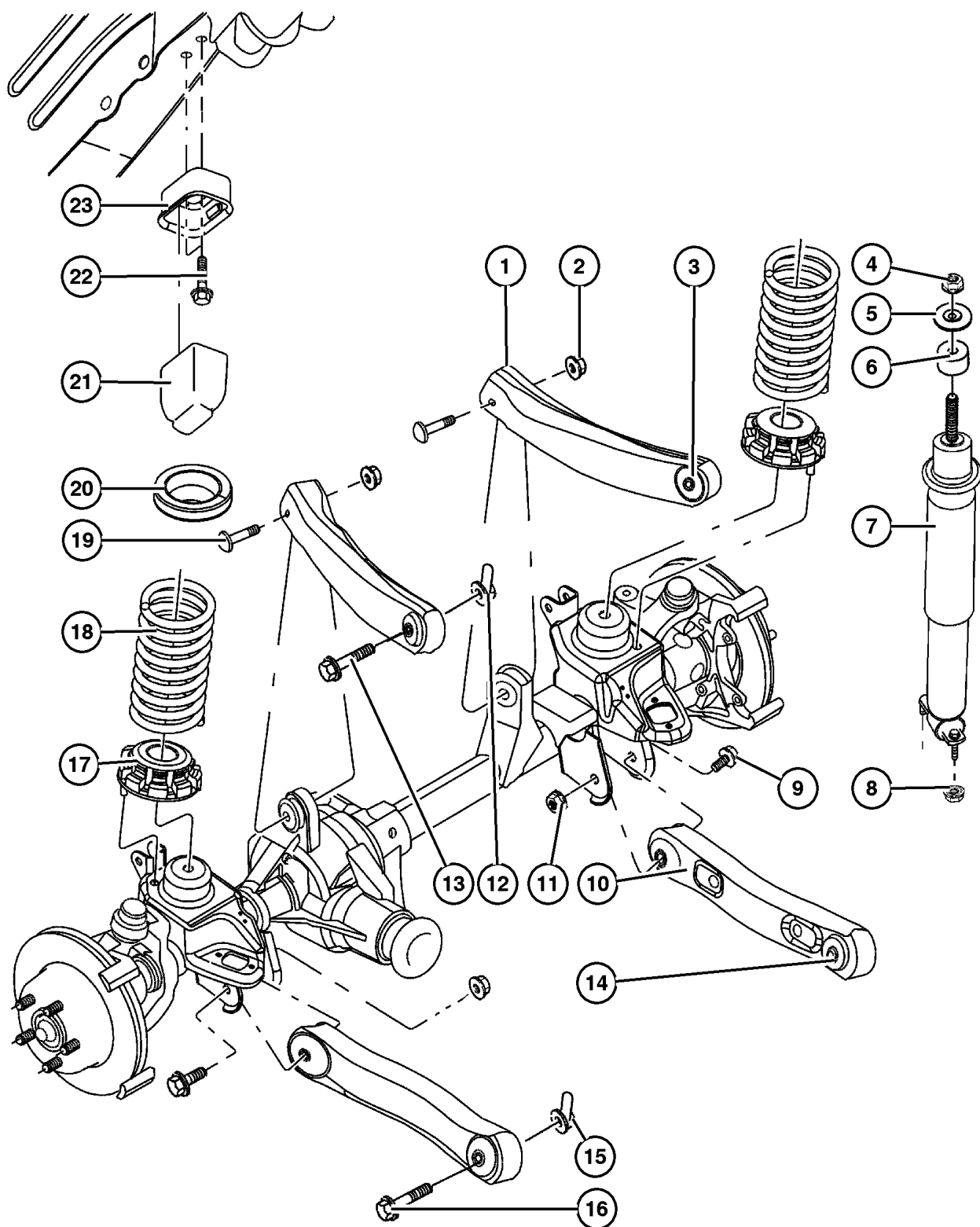
SERIES	LINE	BODY	ENGINE	TRANSMISSION
H = Laredo	J = 4WD	74 = 4 Door	ERH = 4.0L, Power Tech I-6	DGK = 4 Speed Auto, 42RE
M = Sport	T = 2WD		EVA = 4.7L Power Tech V8	DGQ = 5 Speed Auto, 45RFE
P = Limited			EVC = 4.7L HO V8 MPI	DG0 = All Automatic Trans
S = Overland			ER0 = All 4.0L 6 Cyl Gas	
			EVO = All 4.7L Gas	

AR = Use as required - = Non illustrated part # = New this model year

October 1, 2003

## Suspension, Front Springs with Control Arms and Shocks Figure 002-110

ITEM	PART NUMBER	QTY	LINE	SERIES	BODY	ENGINE	TRANS	TRIM	DESCRIPTION
	5208 9421	1							[ZLG,ZZG]
	#52080 399AA	1							[ZLH,ZZH]
19	6505 306AA	2							SCREW, Truss Head, M10x1.5x70, UCA to Axle, Mounting
20	52088 257AB	2							ISOLATOR, Front Suspension
21	5208 8256	2							Spring, Upper
22	6100 584	4							BUMPER, Jounce, Upper
23	5208 8254	2							CUP, Jounce Bumper, Upper



### JEEP GRAND CHEROKEE (WJ)

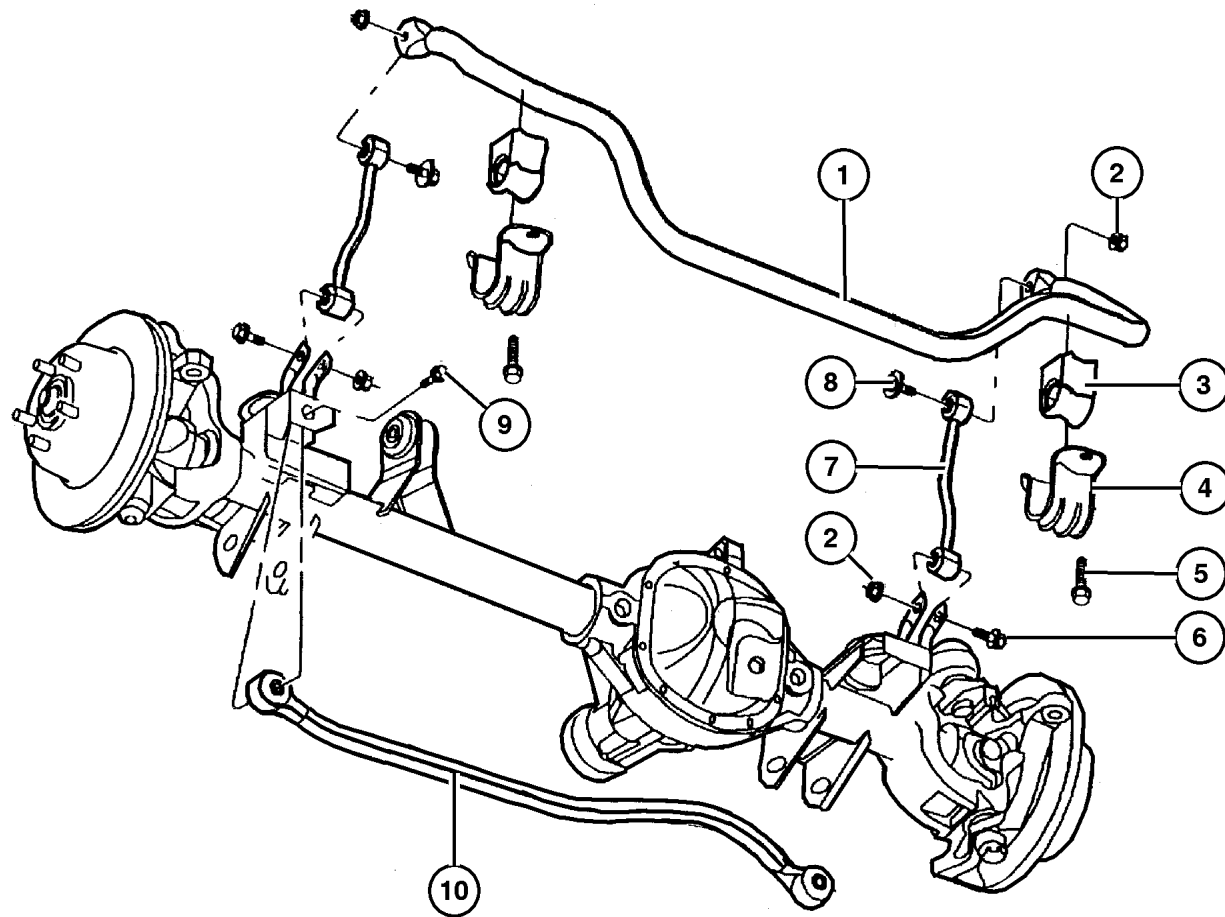
SERIES	LINE	BODY	ENGINE	TRANSMISSION
H = Laredo	J = 4WD	74 = 4 Door	ERH = 4.0L, Power Tech I-6	DGK = 4 Speed Auto, 42RE
M = Sport	T = 2WD		EVA = 4.7L Power Tech V8	DGQ = 5 Speed Auto, 45RFE
P = Limited			EVC = 4.7L HO V8 MPI	DG0 = All Automatic Trans
S = Overland			ER0 = All 4.0L 6 Cyl Gas	
			EVO = All 4.7l Gas	

AR = Use as required - = Non illustrated part # = New this model year

October 1, 2003

**Front Stabilizer Bar and Track Bar  
Figure 002-120**

ITEM	PART NUMBER	QTY	LINE	SERIES	BODY	ENGINE	TRANS	TRIM	DESCRIPTION
1	5208 8281	1							BAR, Front Sway
2	6502 697	4							NUT, Hex Flange Lock, M12x1.75
3	52088 284AD	2							BUSHING, Sway Bar
4	5208 8285	2							RETAINER, Sway Bar
5	6502 936	4							SCREW AND WASHER, Hex Head Pilot Point, M12x1.75x45
6	6502 473	2							BOLT, Hex Flange Head, M12x1.75x65
7	5208 8283	2							LINK, Sway Eliminator
8	6505 353AA	2							SCREW AND WASHER, M12x1.75x60
9	6506 147AA	1							SCREW, Hex Flange Head, M12x1.75x80, Track Bar to Axle, Mounting
10	52088 305AB	1	J						TRACK BAR, Front
-11	6505 324AA	1							BOLT AND RETAINER, M12x1.75x80, Track Bar to Body, Mounting
-12	6502 697	1							NUT, Hex Flange Lock, M12x1.75, Track Bar to Body, Mounting
-13	5017 512AA	1	J						DAMPER PACKAGE, TRACK BAR



**JEEP GRAND CHEROKEE (WJ)**

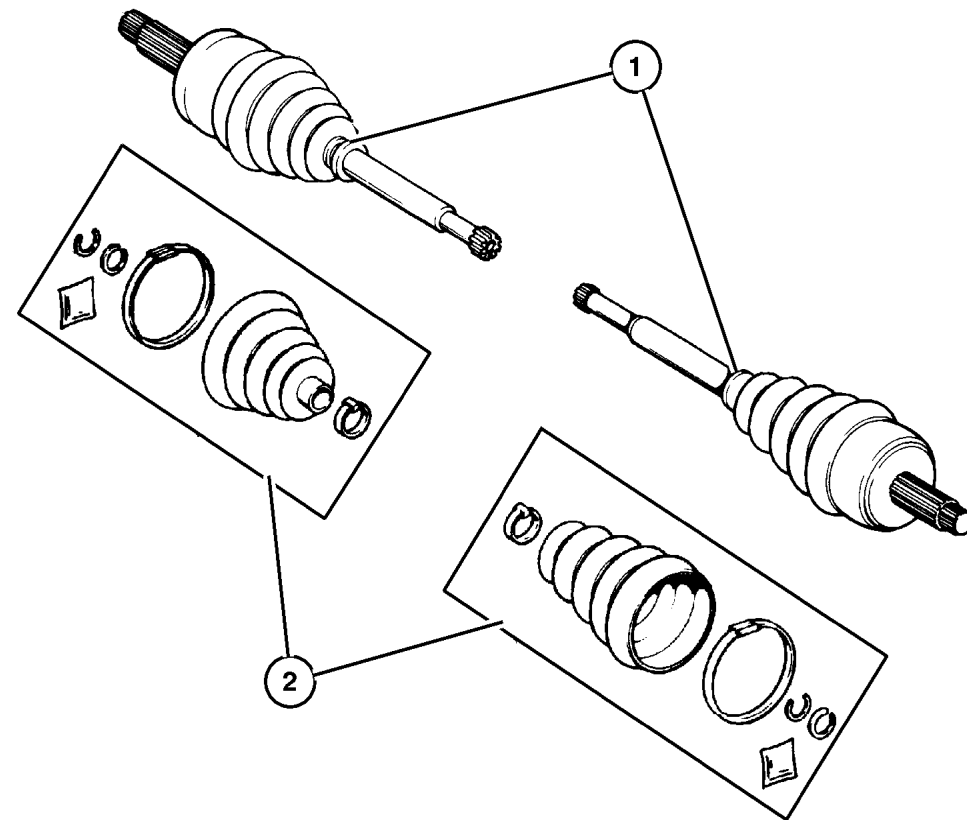
SERIES	LINE	BODY	ENGINE	TRANSMISSION
H = Laredo	J = 4WD	74 = 4 Door	ERH = 4.0L, Power Tech I-6	DGK = 4 Speed Auto, 42RE
M = Sport	T = 2WD		EVA = 4.7L Power Tech V8	DGQ = 5 Speed Auto, 45RFE
P = Limited			EVC = 4.7L HO V8 MPI	DG0 = All Automatic Trans
S = Overland			ER0 = All 4.0L 6 Cyl Gas	
			EVO = All 4.7l Gas	

AR = Use as required - = Non illustrated part # = New this model year

October 1, 2003

Front Axle Shafts  
Figure 002-210

ITEM	PART NUMBER	QTY	LINE	SERIES	BODY	ENGINE	TRANS	TRIM	DESCRIPTION
Note;Sales Code;									
[DSB]=Axle - Vari-Lok Progressive Front									
1									SHAFT, Axle
	5012 456AB	1	J						without [DSB], Right
	5012 457AB	1	J						without [DSB], Left
	5012 748AB	1	J						[DSB], Right
	5012 749AB	1	J						[DSB], Left
2	4796 233AB	1	J						BOOT KIT, Half Shaft, Right or Left




---

---

---

---

---

---

---

---

---

---

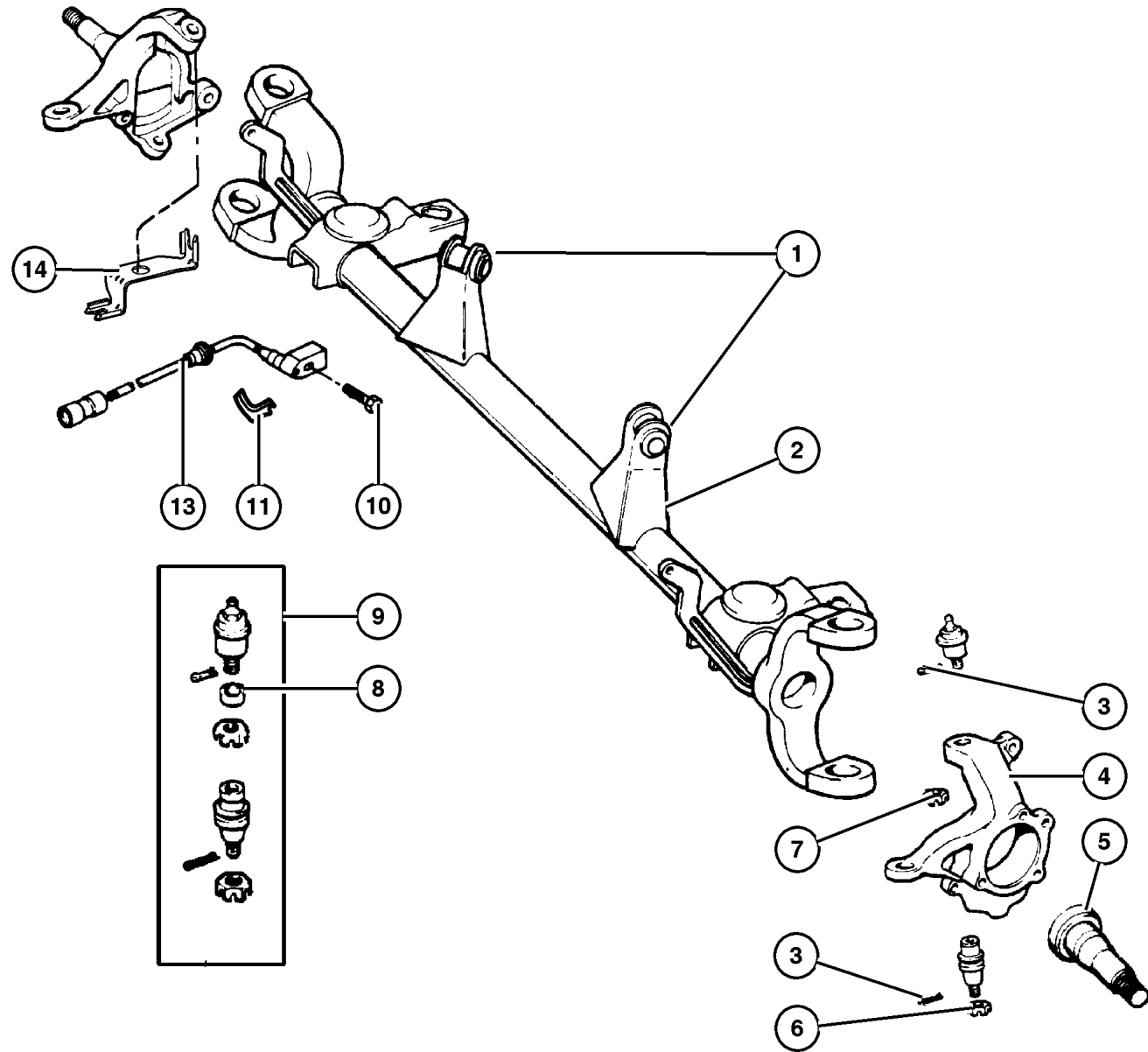
---

---

<b>JEEP GRAND CHEROKEE (WJ)</b>				
SERIES	LINE	BODY	ENGINE	TRANSMISSION
H = Laredo	J = 4WD	74 = 4 Door	ERH = 4.0L, Power Tech I-6	DGK = 4 Speed Auto, 42RE
M = Sport	T = 2WD		EVA = 4.7L Power Tech V8	DGQ = 5 Speed Auto, 45RFE
P = Limited			EVC = 4.7L HO V8 MPI	DG0 = All Automatic Trans
S = Overland			ER0 = All 4.0L 6 Cyl Gas	
			EVO = All 4.7l Gas	

AR = Use as required - = Non illustrated part # = New this model year October 1, 2003

Housing,Front Axle,2 Wheel Drive  
Figure 002-310



ITEM	PART NUMBER	QTY	LINE	SERIES	BODY	ENGINE	TRANS	TRIM	DESCRIPTION
1	5208 8214	2	T						BUSHING, Control Arm, Upper
2	5012 433AA	1	T						HOUSING, Axle
3	1101 0069	4	T						PIN, Cotter, M4x40.00
4	5011 976AB	1	T						KNUCKLE, Front Right
	5011 977AB	1	T						Left
5	5012 438AA	2	T						SHAFT, Dummy, Right or Left
6	J812 3318	2	T						NUT, Ball Joint Mounting, Lower
7	J012 5258	2	T						NUT, Steering Knuckle Socket, Ball Joint Mounting, Upper
8	8350 0203	2	T						RING, Ball Joint, Upper
9	5012 432AA	2	T						BALL JOINT KIT, Knuckle
10	5012 434AA	2	T						BOLT
11	5014 324AA	1	T						BRACKET, Brake Sensor Wire Right
	5014 325AA	1	T						Left
-12	5014 326AA	2	T						BOLT, Sensor Wire Bracket to Housing, Mounting
13	56041 316AB	1	T						SENSOR, Wheel Speed Right
	56041 317AB	1	T						Left
14	5602 6766	1	T						BRACKET, Brake Sensor Right
	5602 6767	1	T						Left
-15	5602 6775	2							CLIP, Tube To Speed Sensor

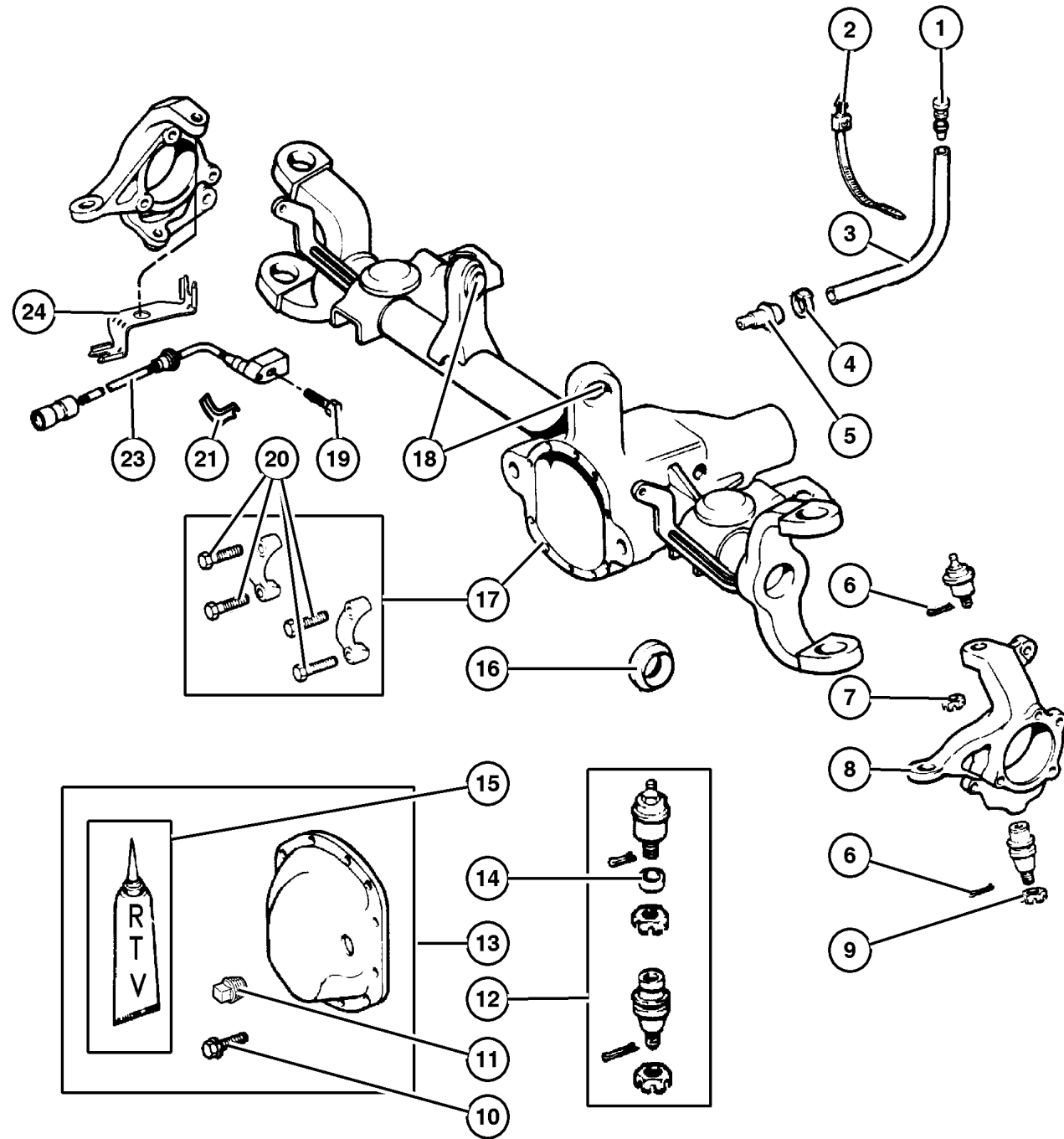
JEEP GRAND CHEROKEE (WJ)

SERIES	LINE	BODY	ENGINE	TRANSMISSION
H = Laredo	J = 4WD	74 = 4 Door	ERH = 4.0L, Power Tech I-6	DGK = 4 Speed Auto, 42RE
M = Sport	T = 2WD		EVA = 4.7L Power Tech V8	DGQ = 5 Speed Auto, 45RFE
P = Limited			EVC = 4.7L HO V8 MPI	DG0 = All Automatic Trans
S = Overland			ER0 = All 4.0L 6 Cyl Gas	
			EVO = All 4.7l Gas	

AR = Use as required - = Non illustrated part # = New this model year

October 1, 2003

### Housing,Front Axle,4 Wheel Drive Figure 002-320



ITEM	PART NUMBER	QTY	LINE	SERIES	BODY	ENGINE	TRANS	TRIM	DESCRIPTION
1	52099 257AA	1	J						VENT, Axle, Upper
2	52099 363AA	1	J						CLIP, Hose
3	HFV00 516AB	1							HOSE, Fuel And Vapor, 25 Foot Roll 5/16"
4	6503 573	1							CLIP, Lower
5	5017 482AA	1	J						VENT, Axle, Lower
6	1101 0069	2	J						PIN, Cotter, M4x40.00
7	J012 5258	2	J						NUT, Steering Knuckle Socket, Upper
8	5011 976AB	1	J						KNUCKLE, Front Right
	5011 977AB	1	J						Left
9	J812 3318	2	J						NUT, Lower
10	2954 031	10	J						BOLT, Differential Cover
11	J400 4751	1	J						PLUG, Differential Cover
12	5012 432AA	2	J						BALL JOINT KIT, Knuckle, Right or Left
13	5012 451AA	1	J						COVER, Differential
14	8350 0203	2	J						RING, Ball Joint
15	5010 884AA	1	J						SEALANT, RTV
16	4874 477	2	J						SEAL, Axle Drive Shaft, Right or Left
17	5012 445AB	1	J						HOUSING, Axle
18	5208 8214	2	J						BUSHING, Control Arm, Control Arm, Upper
19	5014 326AA	2	J						BOLT, Sensor, Mounting
20	4897 482AB	4	J						BOLT, Differential
21	5014 324AA	1	J						BRACKET, Brake Sensor Wire Right
	5014 325AA	1	J						Left
-22	5014 326AA	2	J						BOLT, Sensor Wire Bracket to Housing, Mounting
23	56041 316AB	1	J						SENSOR, Wheel Speed Right
	56041 317AB	1	J						Left
24	5602 6766	1	J						BRACKET, Brake Sensor Right
	5602 6767	1	J						Left
-25	5602 6775	2							CLIP, Tube To Speed Sensor

**JEEP GRAND CHEROKEE (WJ)**

<b>SERIES</b>	<b>LINE</b>	<b>BODY</b>	<b>ENGINE</b>	<b>TRANSMISSION</b>
H = Laredo	J = 4WD	74 = 4 Door	ERH = 4.0L, Power Tech I-6	DGK = 4 Speed Auto, 42RE
M = Sport	T = 2WD		EVA = 4.7L Power Tech V8	DGQ = 5 Speed Auto, 45RFE
P = Limited			EVC = 4.7L HO V8 MPI	DG0 = All Automatic Trans
S = Overland			ER0 = All 4.0L 6 Cyl Gas	
			EVO = All 4.7L Gas	

AR = Use as required - = Non illustrated part # = New this model year

October 1, 2003

Front Axle Assembly  
Figure 002-410

ITEM	PART NUMBER	QTY	LINE	SERIES	BODY	ENGINE	TRANS	TRIM	DESCRIPTION
------	-------------	-----	------	--------	------	--------	-------	------	-------------

Note:Sales Codes;

[DHF]=Quadra-Trac II On Demand 4 Wheel Drive System

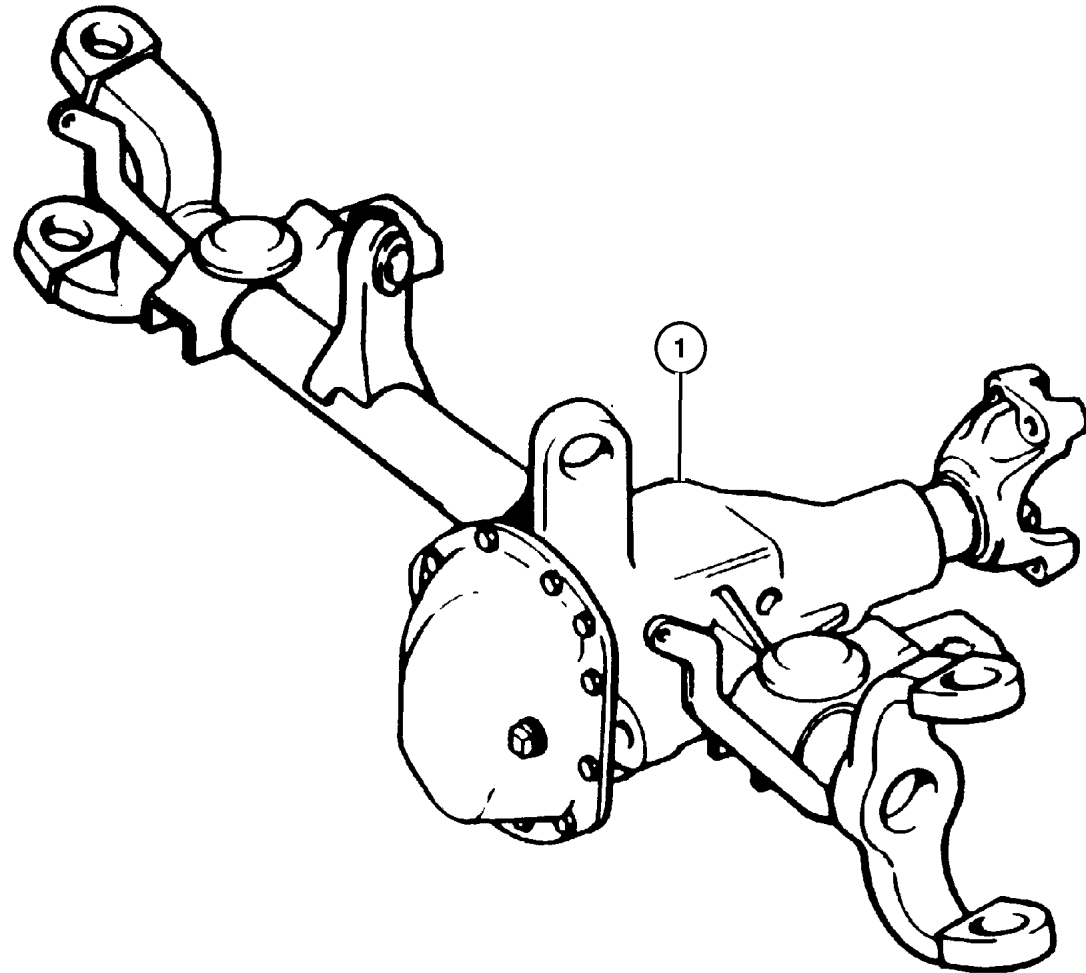
[DHP]=Selec-Trac Full Time 4 Wheel Drive System

[DMD]=Axle Ratio 3.55

[DME]=Axle Ratio 3.73

[DSB]=Axle - Vari-Lok Progressive Front

1									AXLE, Service Front
	5073 493AA	1	J						[DMD,DHF,DHP]
	5066 445AA	1	J						[DME,DHF,DHP]
	5066 449AA	1	J						[DME,DHF,DSB]



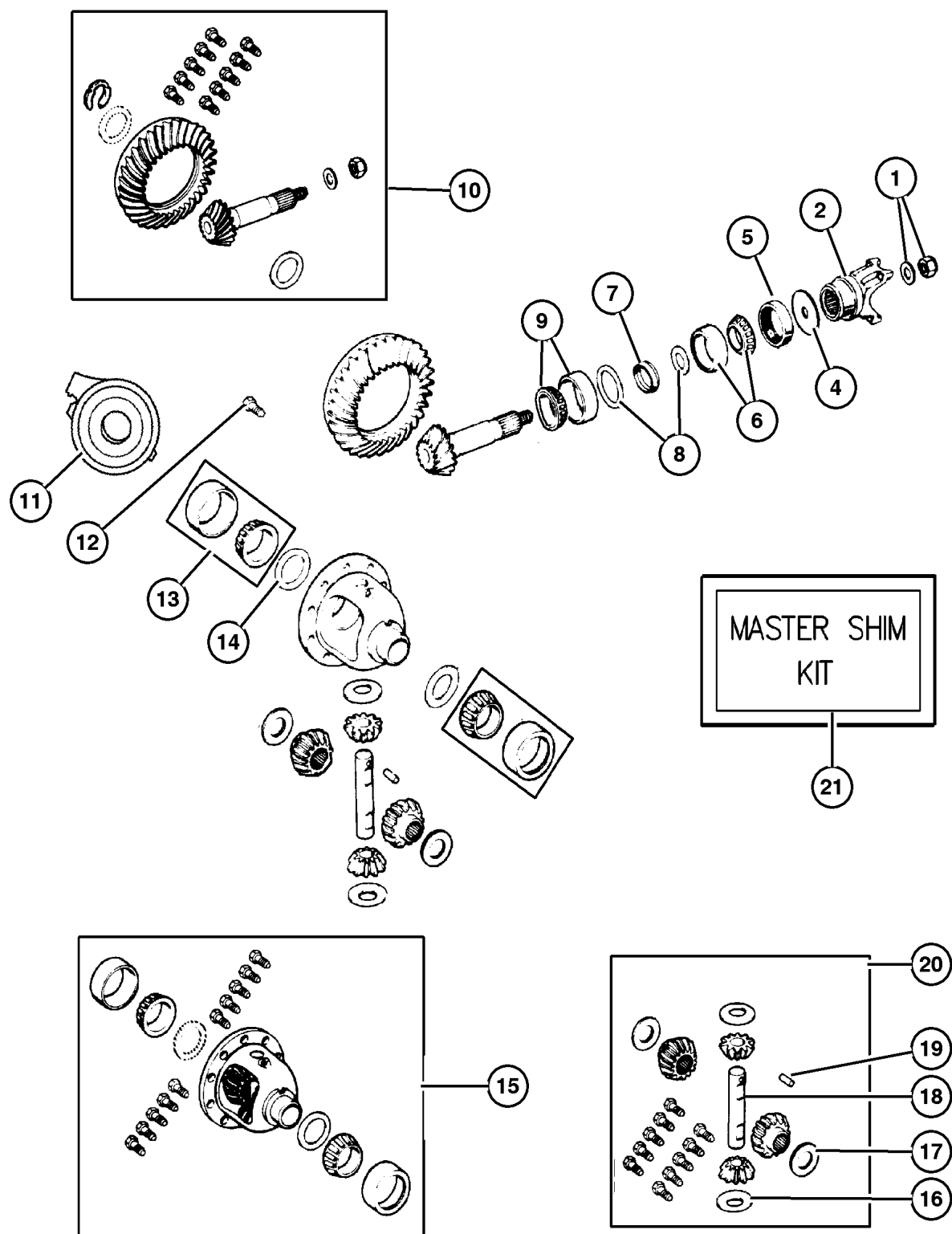
JEEP GRAND CHEROKEE (WJ)

SERIES	LINE	BODY	ENGINE	TRANSMISSION
H = Laredo	J = 4WD	74 = 4 Door	ERH = 4.0L, Power Tech I-6	DGK = 4 Speed Auto, 42RE
M = Sport	T = 2WD		EVA = 4.7L Power Tech V8	DGQ = 5 Speed Auto, 45RFE
P = Limited			EVC = 4.7L HO V8 MPI	DG0 = All Automatic Trans
S = Overland			ER0 = All 4.0L 6 Cyl Gas	
			EVO = All 4.7l Gas	

AR = Use as required - = Non illustrated part # = New this model year

October 1, 2003

## Differential, Front Axle Figure 002-610



ITEM	PART NUMBER	QTY	LINE	SERIES	BODY	ENGINE	TRANS	TRIM	DESCRIPTION
Note: Sales Codes;									
[DMD]=Axle Ratio 3.55									
[DME]=Axle Ratio 3.73									
[DSB]=Axle - Vari-Lok Progressive Front									
1	5017 755AA	1	J						NUT, Pinion Yoke, Flanged Nut
2	5019 624AA	1	J						YOKE, Axle
-3	5012 453AA	1	J						O RING, Pinion Flange, Fits Over Hub of Axle Yoke
4	4031 974	1	J						SLINGER, Drive Pinion
5	5066 446AA	1	J						SEAL, Drive Pinion
6	5252 508	1	J						BEARING, Drive Pinion, Bearing and Cup, Front
7	4864 845AB	1	J						SPACER, Crush
8									SHIM, Drive Pinion Bearing, Replacement Individual PINION Shims for Master Shim Kit 5017134AA.
	5017 139AA	1	J						[.052]
	5017 150AA	1	J						[.061]
	5017 151AA	1	J						[.062]
	5017 152AA	1	J						[.063]
	5017 153AA	1	J						[.064]
	5017 154AA	1	J						[.065]
	5017 155AA	1	J						[.066]
	5017 156AA	1	J						[.067]
	5017 140AA	1	J						[.053]
	5017 141AA	1	J						[.054]
	5017 142AA	1	J						[.055]
	5017 143AA	1	J						[.056]
	5017 144AA	1	J						[.057]
	5017 145AA	1	J						[.058]
	5017 146AA	1	J						[.059]
	5017 149AA	1	J						[.060]
9	J812 6499	1	J						BEARING, Drive Pinion, Bearing and Cup, Rear
10									GEAR KIT, Ring And Pinion [DMD]
	5012 476AB	1	J						[DME]
	5012 447AB	1	J						[DME]
11	5012 725AA	1	J						PLENUM, Differential, [DSB]
12	5252 503	10	J						SCREW, Drive Gear
13	J812 6500	1	J						BEARING, Differential, Consists of 2 Bearings and 2 Cups

### JEEP GRAND CHEROKEE (WJ)

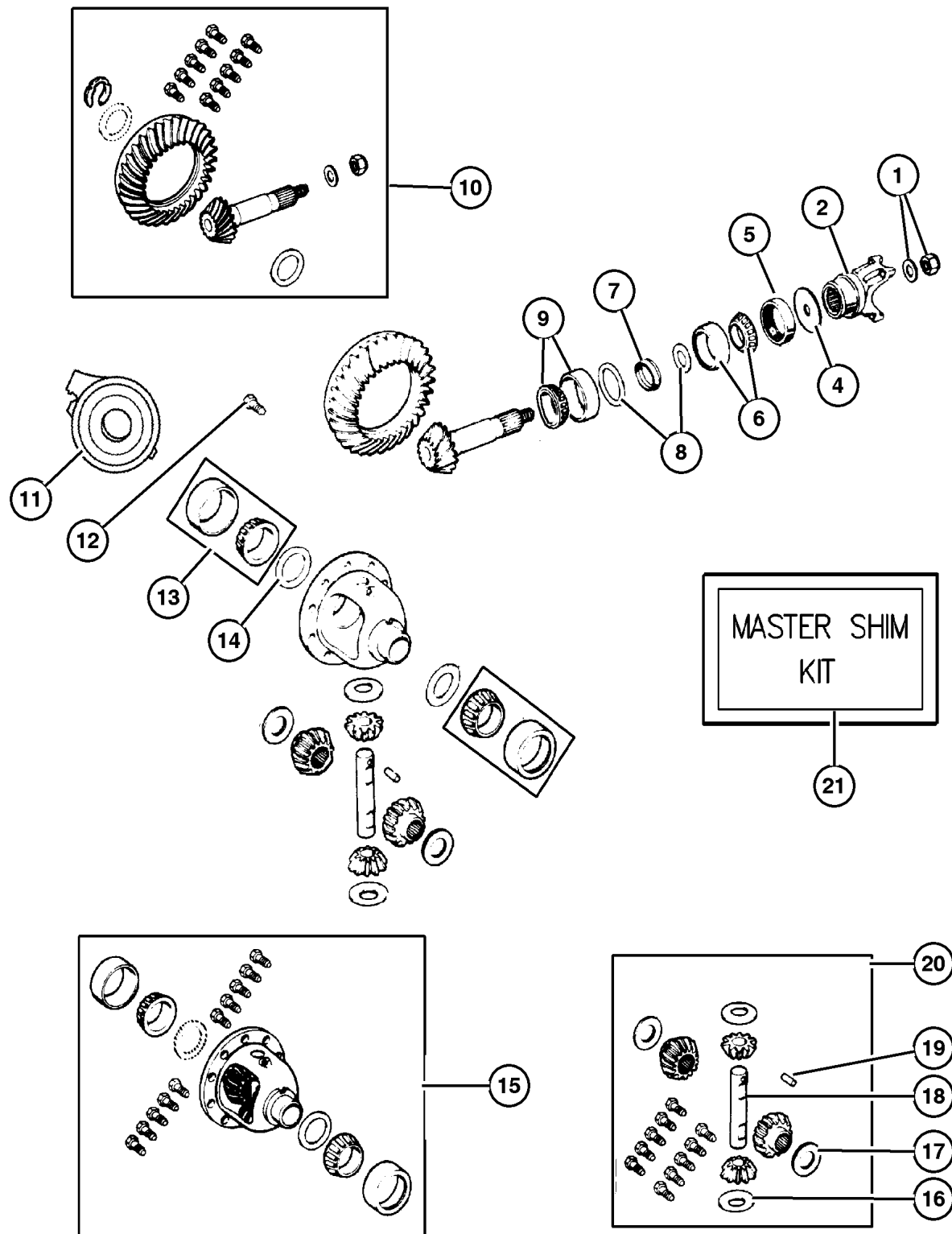
SERIES	LINE	BODY	ENGINE	TRANSMISSION
H = Laredo	J = 4WD	74 = 4 Door	ERH = 4.0L, Power Tech I-6	DGK = 4 Speed Auto, 42RE
M = Sport	T = 2WD		EVA = 4.7L Power Tech V8	DGQ = 5 Speed Auto, 45RFE
P = Limited			EVC = 4.7L HO V8 MPI	DG0 = All Automatic Trans
S = Overland			ER0 = All 4.0L 6 Cyl Gas	
			EVO = All 4.7L Gas	

AR = Use as required - = Non illustrated part # = New this model year

October 1, 2003



## Differential, Front Axle Figure 002-610



ITEM	PART NUMBER	QTY	LINE	SERIES	BODY	ENGINE	TRANS	TRIM	DESCRIPTION
14									SHIM, Differential Bearing, Replacement Individual DIFFERENTIAL Shims for Master Kit 5017134AA
	5017 218AA	1	J						[.109]
	5017 227AA	1	J						[.118]
	5017 228AA	1	J						[.119]
	5017 229AA	1	J						[.120]
	5017 230AA	1	J						[.121]
	5017 231AA	1	J						[.122]
	5017 232AA	1	J						[.123]
	5017 233AA	1	J						[.124]
	5017 234AA	1	J						[.125]
	5017 235AA	1	J						[.126]
	5017 236AA	1	J						[.127]
	5017 219AA	1	J						[.110]
	5017 237AA	1	J						[.128]
	5017 238AA	1	J						[.129]
	5017 239AA	1	J						[.130]
	5017 240AA	1	J						[.131]
	5017 241AA	1	J						[.132]
	5017 242AA	1	J						[.133]
	5017 243AA	1	J						[.134]
	5017 244AA	1	J						[.135]
	5017 245AA	1	J						[.136]
	5017 246AA	1	J						[.137]
	5017 220AA	1	J						[.111]
	5017 247AA	1	J						[.138]
	5017 248AA	1	J						[.139]
	5017 249AA	1	J						[.140]
	5017 250AA	1	J						[.141]
	5017 251AA	1	J						[.142]
	5017 252AA	1	J						[.143]
	5017 253AA	1	J						[.144]
	5017 254AA	1	J						[.145]
	5017 255AA	1	J						[.146]
	5017 256AA	1	J						[.147]
	5017 221AA	1	J						[.112]
	5017 257AA	1	J						[.148]
	5017 222AA	1	J						[.113]
	5017 223AA	1	J						[.114]

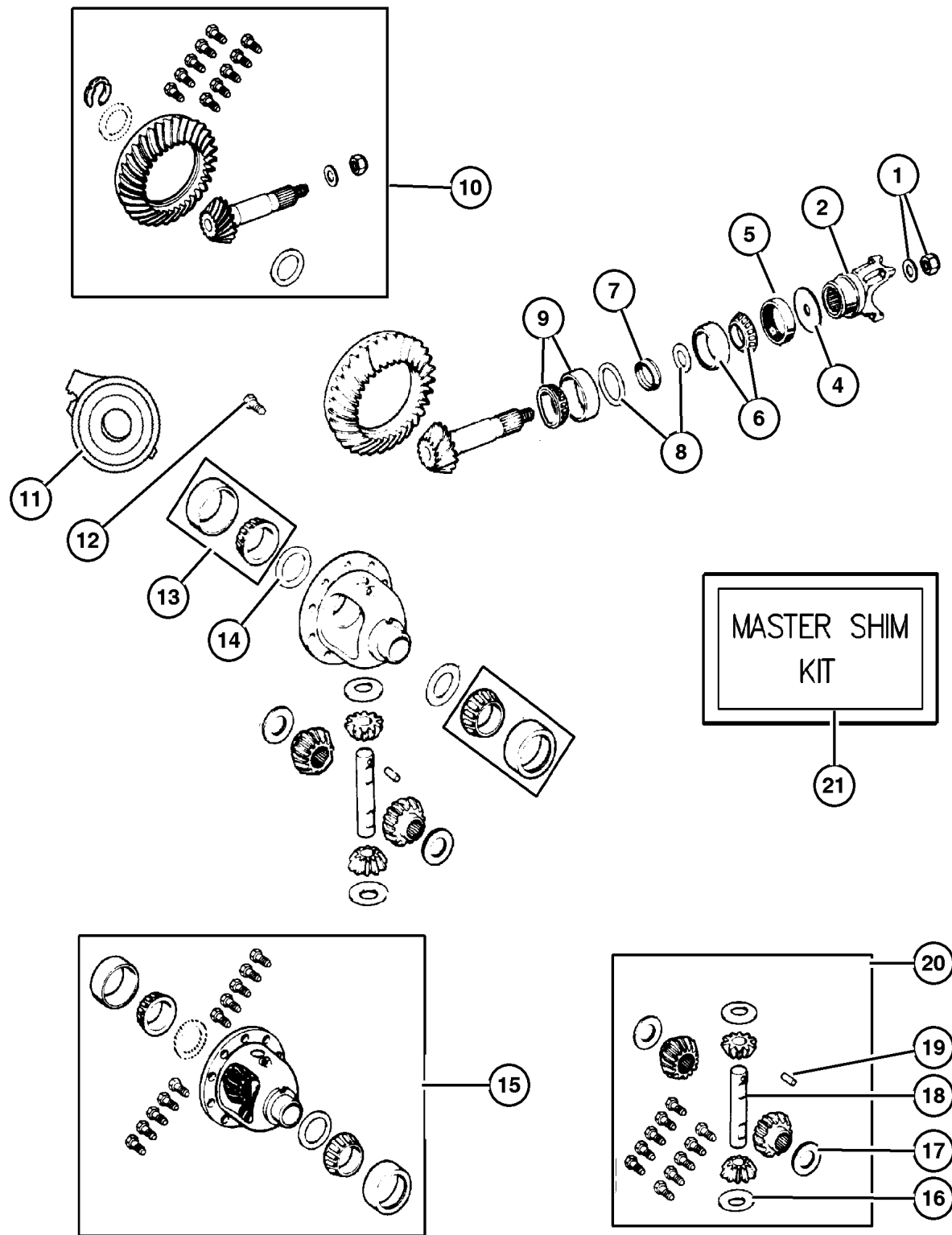
**JEEP GRAND CHEROKEE (WJ)**

SERIES	LINE	BODY	ENGINE	TRANSMISSION
H = Laredo	J = 4WD	74 = 4 Door	ERH = 4.0L, Power Tech I-6	DGK = 4 Speed Auto, 42RE
M = Sport	T = 2WD		EVA = 4.7L Power Tech V8	DGQ = 5 Speed Auto, 45RFE
P = Limited			EVC = 4.7L HO V8 MPI	DG0 = All Automatic Trans
S = Overland			ER0 = All 4.0L 6 Cyl Gas	
			EVO = All 4.7L Gas	

AR = Use as required - = Non illustrated part # = New this model year

October 1, 2003

### Differential, Front Axle Figure 002-610



ITEM	PART NUMBER	QTY	LINE	SERIES	BODY	ENGINE	TRANS	TRIM	DESCRIPTION
	5017 224AA	1	J						[.115]
	5017 225AA	1	J						[.116]
	5017 226AA	1	J						[.117]
15	5012 477AA	1	J						CASE, Differential [DMD,DHF,DHP] Includes Items 13,20
	5252 590	1	J						[DME,DHF,DHP] Includes Items 13,20
	5012 519AA	1	J						[DME,DHF,DSB] With Intenal Parts,Without Item 13
16	J812 0831	2	J						WASHER, Pinion Gear, Without [DSB], Thrust
17	J813 3724	2	J						WASHER, Side Gear, Without [DSB], Thrust
18	5003 840AA	1	J						SHAFT, Differential, Without [DSB]
19	1791 563	1	J						PIN, Differential Shaft, Without [DSB]
20	5252 591	1	J						GEAR KIT, Center Differential, Without [DSB]
21	5017 134AA	1	J						SHIM KIT, Differential, Master Shim Kit for the Complete Differential including All PINION Shims and all DIFFERENTIAL Shims., Contains All Parts in Items 9,15

**JEEP GRAND CHEROKEE (WJ)**

SERIES	LINE	BODY	ENGINE	TRANSMISSION
H = Laredo	J = 4WD	74 = 4 Door	ERH = 4.0L, Power Tech I-6	DGK = 4 Speed Auto, 42RE
M = Sport	T = 2WD		EVA = 4.7L Power Tech V8	DGQ = 5 Speed Auto, 45RFE
P = Limited			EVC = 4.7L HO V8 MPI	DG0 = All Automatic Trans
S = Overland			ER0 = All 4.0L 6 Cyl Gas	
			EVO = All 4.7l Gas	

AR = Use as required - = Non illustrated part # = New this model year

October 1, 2003

**Skid Plate, Front Axle  
Figure 002-810**

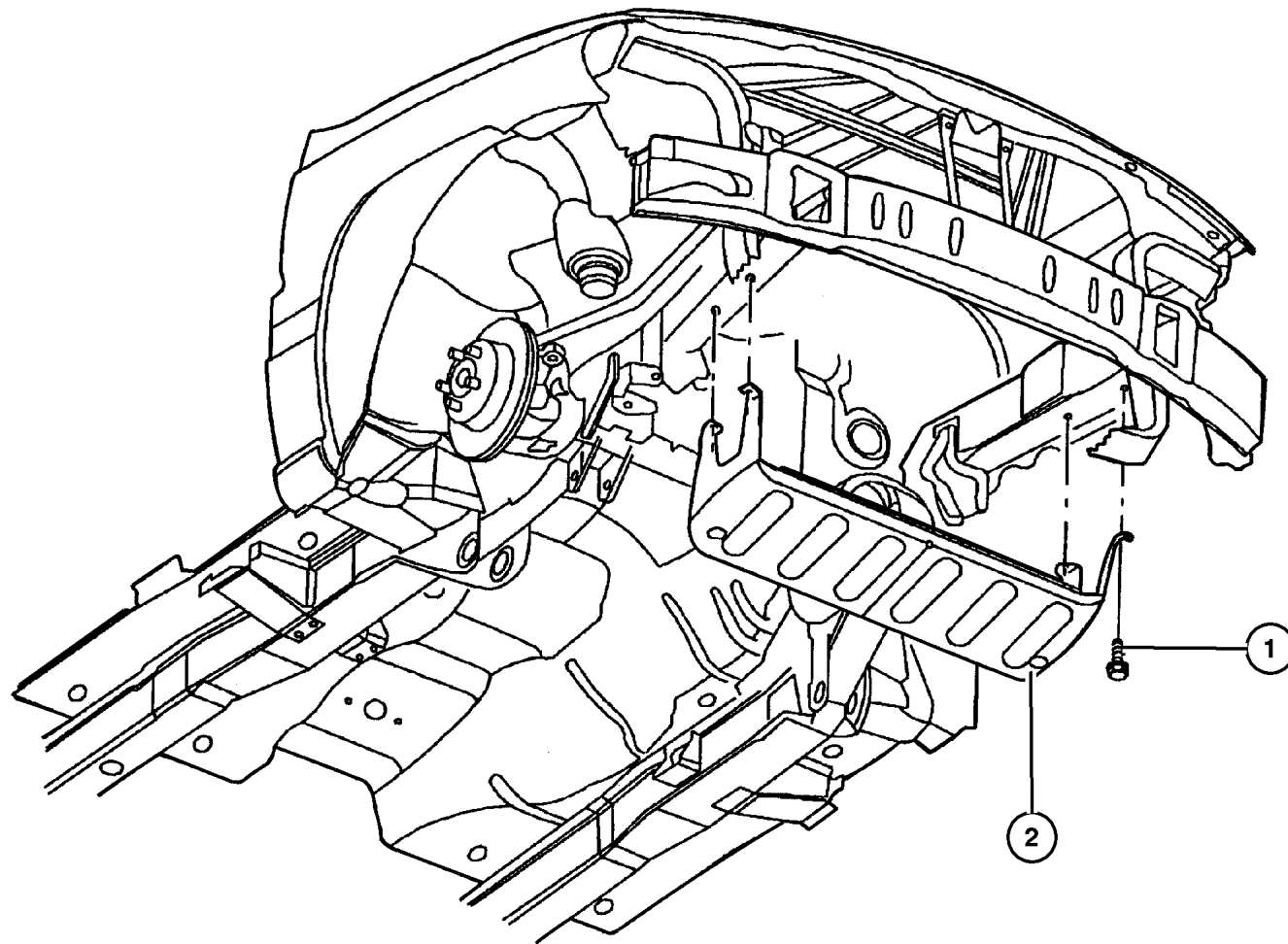
ITEM	PART NUMBER	QTY	LINE	SERIES	BODY	ENGINE	TRANS	TRIM	DESCRIPTION
------	-------------	-----	------	--------	------	--------	-------	------	-------------

Note:Sales Codes;

[ER0]=Engines - All 4.0L 6 Cylinder Gas

[EV0]=Engines - All 4.7L Gas

1	6505 961AA	4	J						SCREW AND WASHER, Hex Head, M10x1.5x40, Skid Plate to Sill
2	52080 217AA	1	J						SKID PLATE, Front



**JEEP GRAND CHEROKEE (WJ)**

SERIES	LINE	BODY	ENGINE	TRANSMISSION
H = Laredo	J = 4WD	74 = 4 Door	ERH = 4.0L, Power Tech I-6	DGK = 4 Speed Auto, 42RE
M = Sport	T = 2WD		EVA = 4.7L Power Tech V8	DGQ = 5 Speed Auto, 45RFE
P = Limited			EVC = 4.7L HO V8 MPI	DG0 = All Automatic Trans
S = Overland			ER0 = All 4.0L 6 Cyl Gas	
			EV0 = All 4.7L Gas	

AR = Use as required - = Non illustrated part # = New this model year

October 1, 2003

# Group – 003

## Rear Axle

### GROUP 3 - Rear Axle

Illustration Title

Group-Fig. No.

#### Rear Axle

Axle Assembly,Rear ..... Fig. 003-110

#### Differential and Housing

Housing,Rear Axle,Dana 35C/194MM [DRM] ..... Fig. 003-210

Housing,Rear Axle,Dana 44/226MM [DRK] ..... Fig. 003-220

Differential,Dana 35C/194MM [DRM] ..... Fig. 003-230

Differential,Without Vari-Lok Progressive [DSC],Dana 44/226MM [DRK] ..... Fig. 003-240

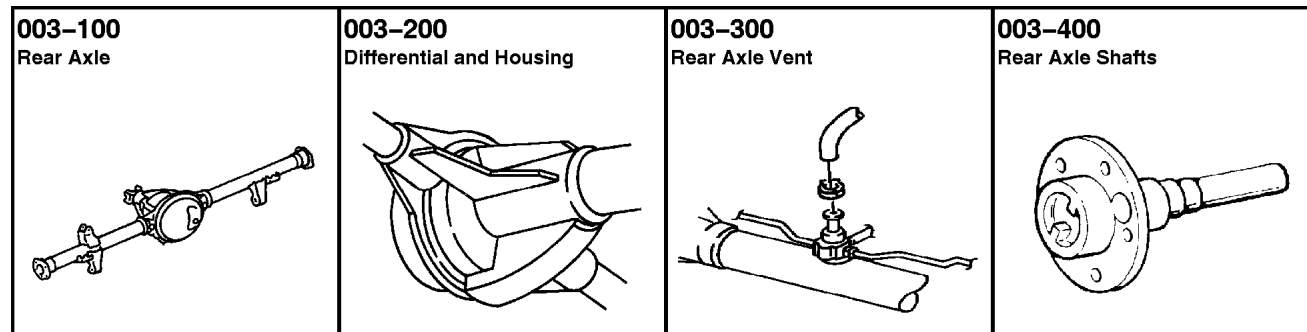
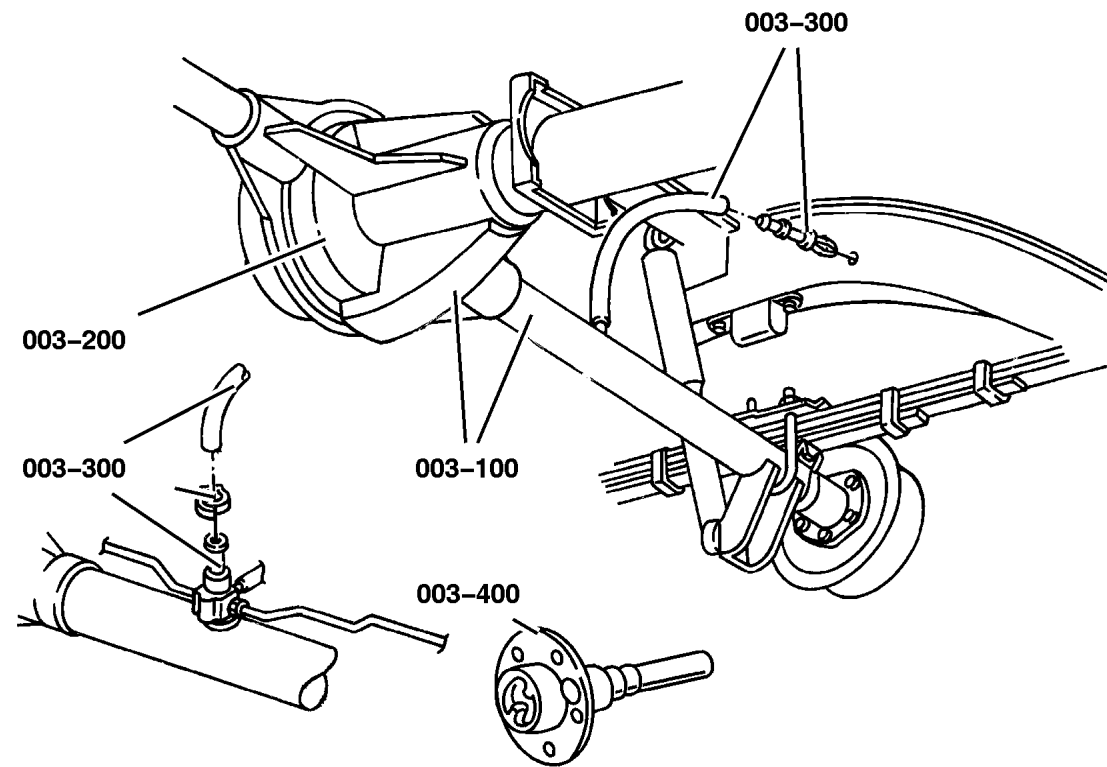
Differential,With Vari-Lok Progressive [DSC],Dana 44/226MM [DRK] ..... Fig. 003-250

#### Rear Axle Vent

Rear Axle Vent ..... Fig. 003-310

#### Rear Axle Shafts

Shaft,Rear Axle ..... Fig. 003-410

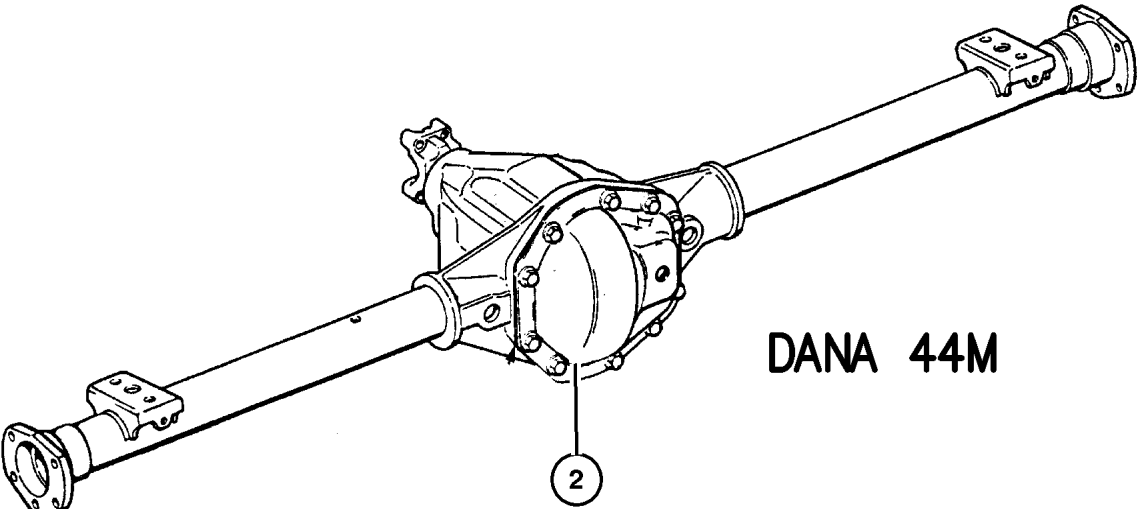
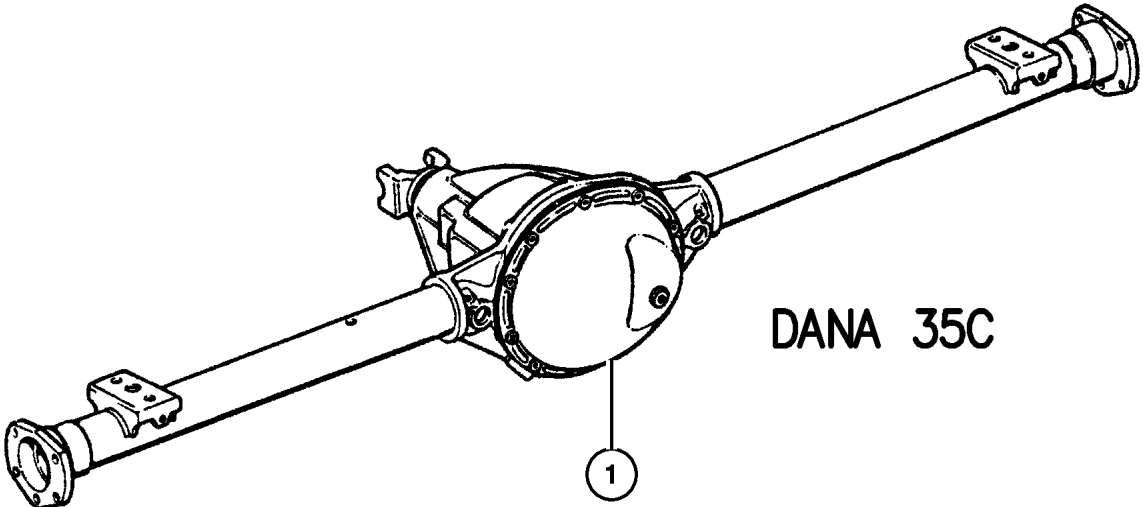


**Axle Assembly,Rear  
Figure 003-110**

ITEM	PART NUMBER	QTY	LINE	SERIES	BODY	ENGINE	TRANS	TRIM	DESCRIPTION
------	-------------	-----	------	--------	------	--------	-------	------	-------------

Note:Sales Codes;  
 [DMD]=Axle Ratio - 3.55  
 [DME]=Axle Ratio - 3.73  
 [DRK]=Axle - Rear,Dana 44/226MM  
 [DRM]=Axle - Rear,Dana 35C/194MM  
 [DSC]=Axles - Vari-Lok Progressive

1	5072 213AA	1							AXLE, Service Rear [DRM,DMD]
	5072 222AA	1							[DRM,DME]
2	5012 843AC	1							AXLE, Service Rear [DRK,DME]
	5012 868AC	1							[DRK,DME,DSB]

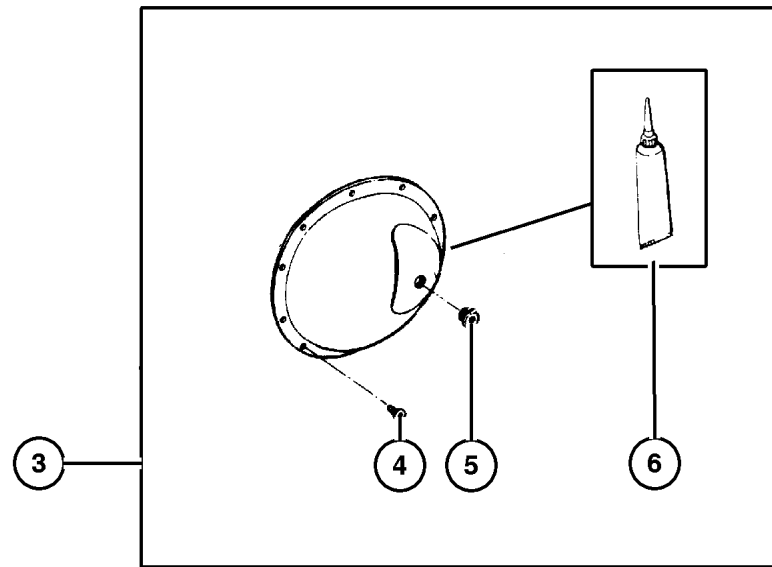
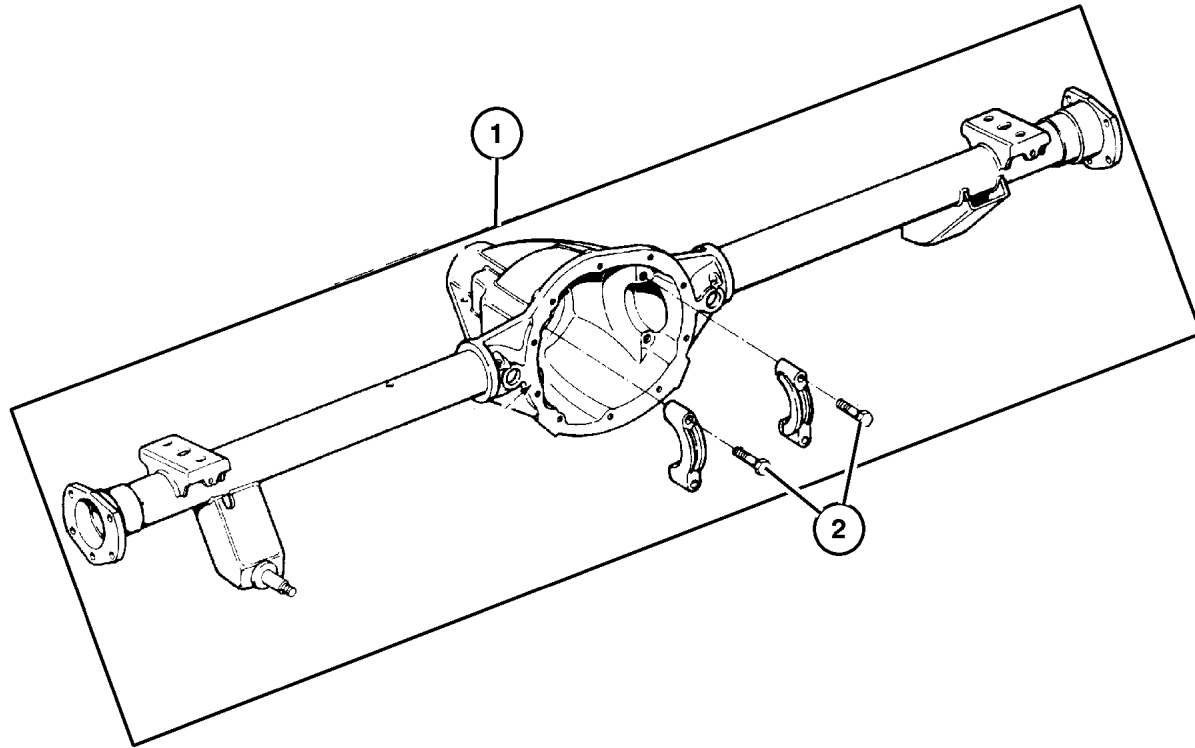


JEEP GRAND CHEROKEE (WJ)		SERIES	LINE	BODY	ENGINE	TRANSMISSION
H = Laredo	J = 4WD	74 = 4 Door	ERH = 4.0L, Power Tech I-6	DGK = 4 Speed Auto, 42RE		
M = Sport	T = 2WD		EVA = 4.7L Power Tech V8	DGQ = 5 Speed Auto, 45RFE		
P = Limited			EVC = 4.7L HO V8 MPI	DG0 = All Automatic Trans		
S = Overland			ER0 = All 4.0L 6 Cyl Gas			
			EVO = All 4.7l Gas			

AR = Use as required - = Non illustrated part # = New this model year

October 1, 2003

Housing,Rear Axle,Dana 35C/194MM [DRM]  
Figure 003-210



ITEM	PART NUMBER	QTY	LINE	SERIES	BODY	ENGINE	TRANS	TRIM	DESCRIPTION
------	-------------	-----	------	--------	------	--------	-------	------	-------------

Note:Sales Codes;

[DRM]=Axle - Rear,Dana 35C/194MM

1	5012 805AA	1							HOUSING, Axle
2	4897 482AB	4							BOLT, Differential
3	5012 811AA	1							COVER, Differential
4	J400 6708	10							SCREW, Pan Head, .312-18x.56
5	5252 504AB	1							PLUG, Differential Cover
6	5010 884AA	1							SEALANT, RTV

JEEP GRAND CHEROKEE (WJ)

SERIES	LINE	BODY	ENGINE	TRANSMISSION
H = Laredo	J = 4WD	74 = 4 Door	ERH = 4.0L, Power Tech I-6	DGK = 4 Speed Auto, 42RE
M = Sport	T = 2WD		EVA = 4.7L Power Tech V8	DGQ = 5 Speed Auto, 45RFE
P = Limited			EVC = 4.7L HO V8 MPI	DG0 = All Automatic Trans
S = Overland			ER0 = All 4.0L 6 Cyl Gas	
			EVO = All 4.7l Gas	

AR = Use as required - = Non illustrated part # = New this model year

October 1, 2003

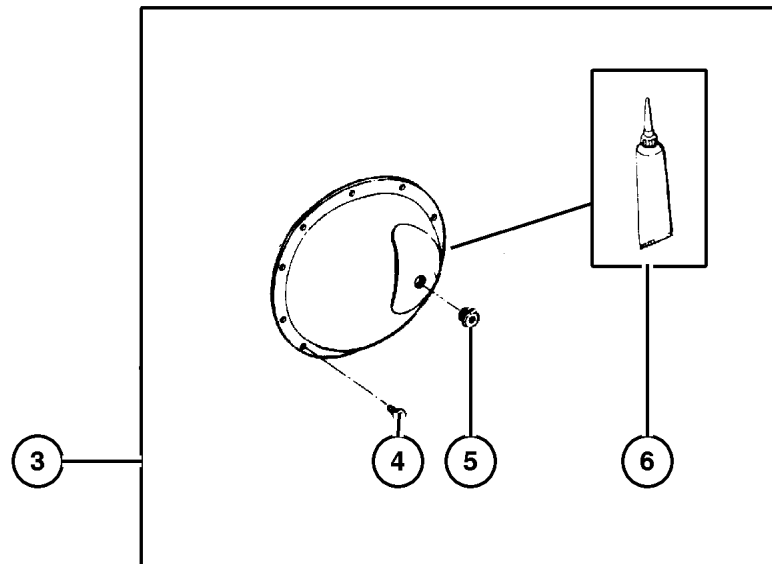
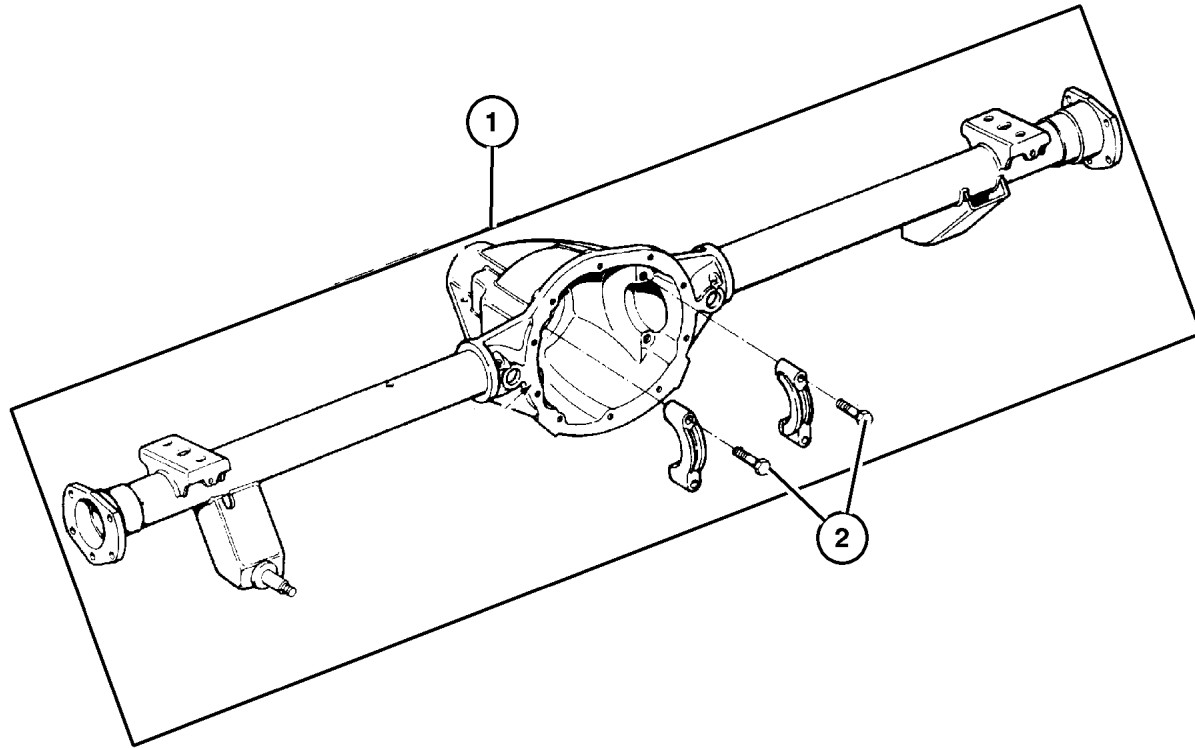
Housing,Rear Axle,Dana 44/226MM [DRK]  
Figure 003-220

ITEM	PART NUMBER	QTY	LINE	SERIES	BODY	ENGINE	TRANS	TRIM	DESCRIPTION
------	-------------	-----	------	--------	------	--------	-------	------	-------------

Note:Sales Codes;

[DRK]=Axle - Rear,Dana 44/226MM

1	5012 837AB	1							HOUSING, Axle
2	5012 879AA	4							BOLT, Differential
3	5012 842AA	1							COVER, Differential
4	J400 6708	10							SCREW, Pan Head, .312-18x.56
5	5252 504AB	1							PLUG, Differential Cover
6	5010 884AA	1							SEALANT, RTV



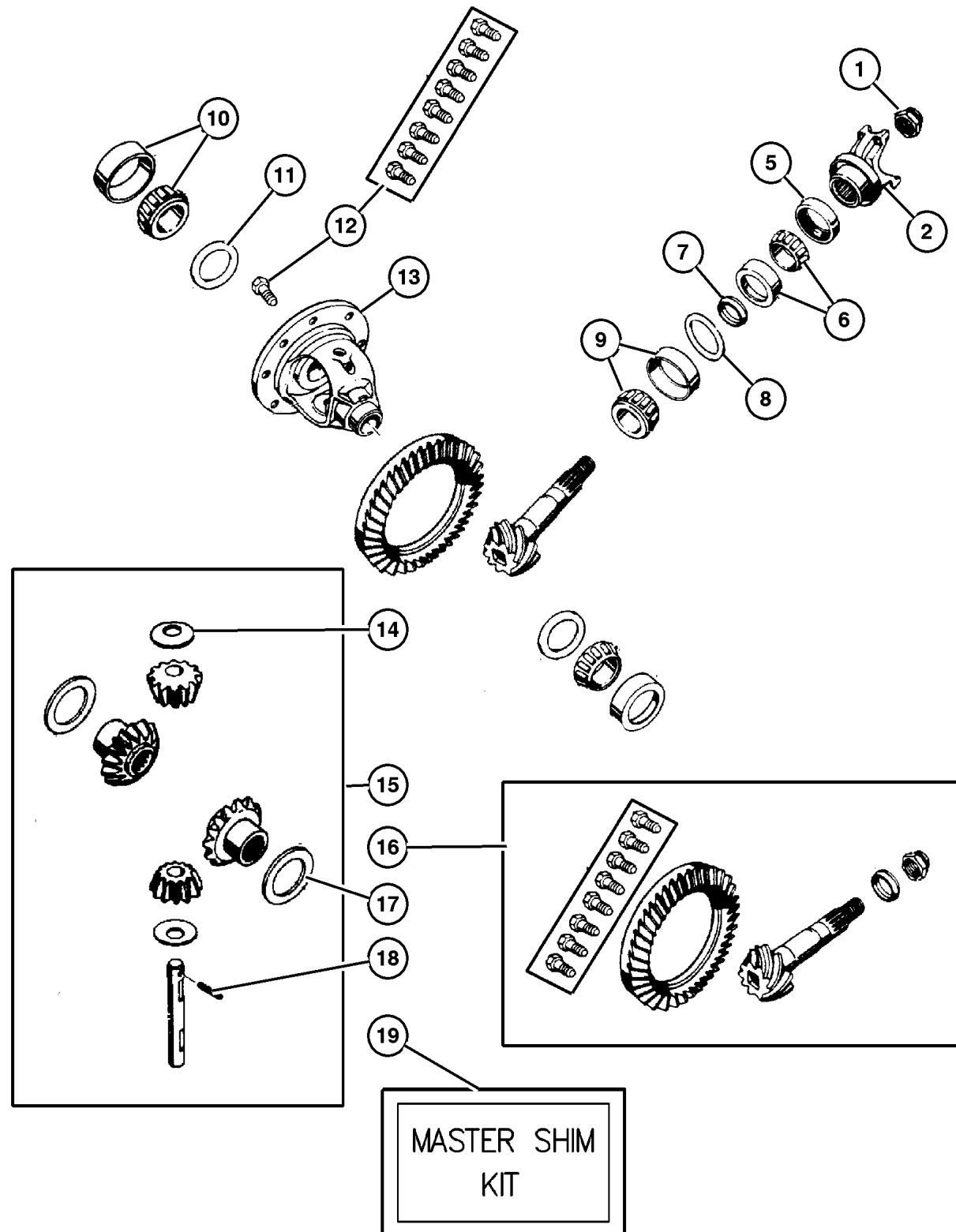
JEEP GRAND CHEROKEE (WJ)

SERIES	LINE	BODY	ENGINE	TRANSMISSION
H = Laredo	J = 4WD	74 = 4 Door	ERH = 4.0L, Power Tech I-6	DGK = 4 Speed Auto, 42RE
M = Sport	T = 2WD		EVA = 4.7L Power Tech V8	DGQ = 5 Speed Auto, 45RFE
P = Limited			EVC = 4.7L HO V8 MPI	DG0 = All Automatic Trans
S = Overland			ER0 = All 4.0L 6 Cyl Gas	
			EVO = All 4.7l Gas	

AR = Use as required - = Non illustrated part # = New this model year

October 1, 2003

**Differential,Dana 35C/194MM [DRM]  
Figure 003-230**



ITEM	PART NUMBER	QTY	LINE	SERIES	BODY	ENGINE	TRANS	TRIM	DESCRIPTION
Note:Sales Codes;									
[DMD]=Axle Ratio - 3.55									
[DME]=Axle Ratio - 3.73									
[DRM]=Axle - Rear,Dana 35C/194MM									
1	4720 895	1							NUT, Pinion Yoke
2	5072 212AA	1							YOKE, Axle
-3	5019 844AA	1							SLINGER, Drive Pinion
-4	4883 964AA	1							O RING, Pinion Flange, Fits Over Hub of Axle Yoke
5	5012 813AA	1							SEAL, Drive Pinion
6	5252 508	1							BEARING, Drive Pinion, Bearing and Cup, Front
7									SPACER, Drive Pinion Bearing
	J317 5779	1							Crush [DMD]
	5012 809AA	1							Crush [DME]
8									SHIM, Drive Pinion Bearing, Replacement Individual PINION Shims for Master Shim Kit 5017214AA
	5017 288AA	1							.021
	5017 277AA	1							.044
	5017 278AA	1							.045
	5017 279AA	1							.046
	5017 280AA	1							.047
	5017 281AA	1							.048
	5017 282AA	1							.049
	5017 283AA	1							.050
	5017 269AA	1							.036
	5017 270AA	1							.037
	5017 271AA	1							.038
	5017 272AA	1							.039
	5017 273AA	1							.040
	5017 274AA	1							.041
	5017 275AA	1							.042
	5017 276AA	1							.043
9	5252 507	1							BEARING, Drive Pinion, Bearing and Cup, Rear
10	J812 6500	1							BEARING, Differential, Consists of 2 Bearing and 2 Cups

**JEEP GRAND CHEROKEE (WJ)**

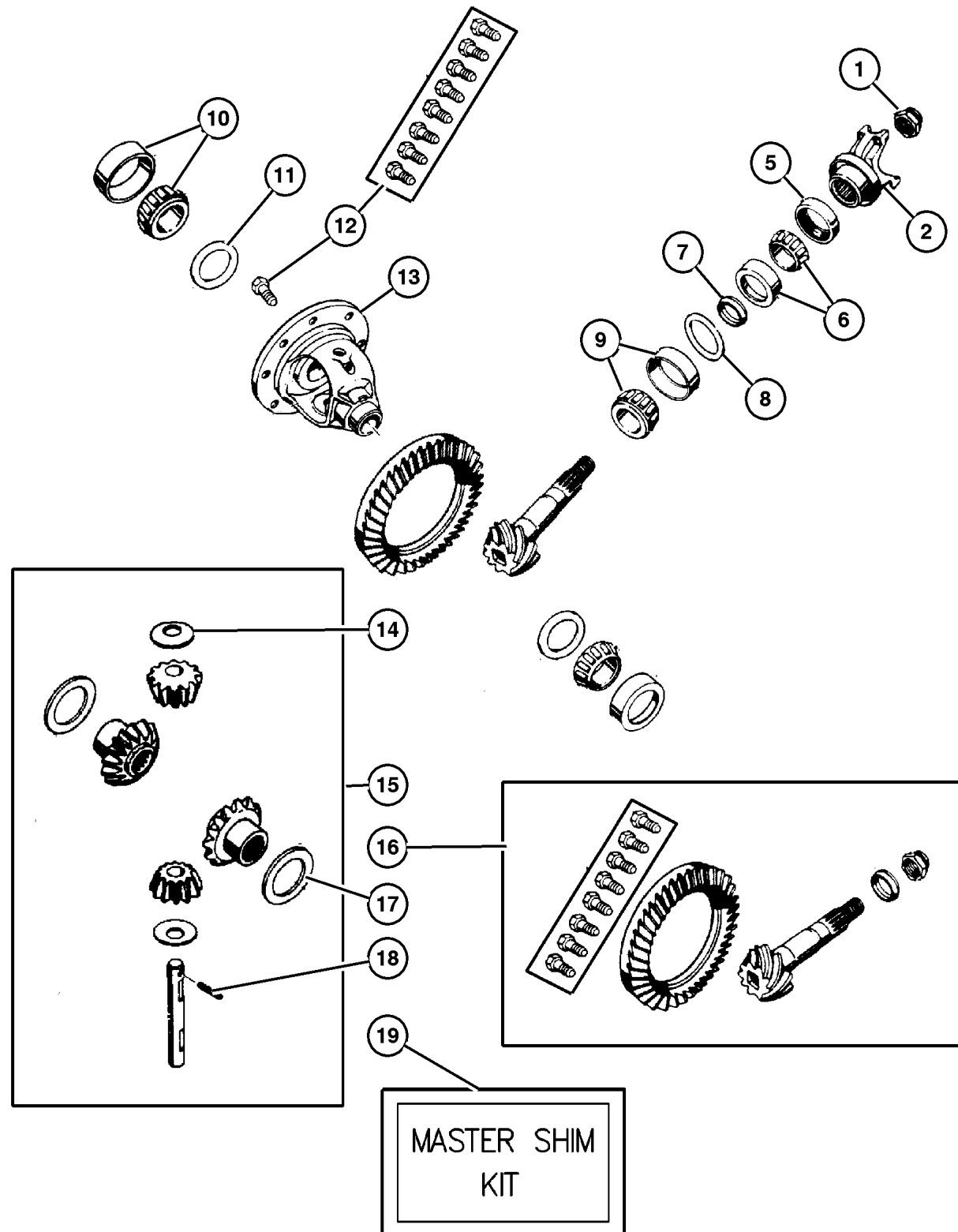
SERIES	LINE	BODY	ENGINE	TRANSMISSION
H = Laredo	J = 4WD	74 = 4 Door	ERH = 4.0L, Power Tech I-6	DGK = 4 Speed Auto, 42RE
M = Sport	T = 2WD		EVA = 4.7L Power Tech V8	DGQ = 5 Speed Auto, 45RFE
P = Limited			EVC = 4.7L HO V8 MPI	DG0 = All Automatic Trans
S = Overland			ER0 = All 4.0L 6 Cyl Gas	
			EVO = All 4.7L Gas	

AR = Use as required - = Non illustrated part # = New this model year

October 1, 2003



Differential, Dana 35C/194MM [DRM]  
Figure 003-230



ITEM	PART NUMBER	QTY	LINE	SERIES	BODY	ENGINE	TRANS	TRIM	DESCRIPTION
11									SHIM, Differential Bearing, Replacement Individual DIFFERENTIAL Shims for Master Shim Kit 5017214AA
	5017 299AA	1							.151
	5017 308AA	1							.160
	5017 309AA	1							.161
	5017 310AA	1							.162
	5017 311AA	1							.163
	5017 312AA	1							.164
	5017 313AA	1							.165
	5017 314AA	1							.166
	5017 315AA	1							.167
	5017 316AA	1							.168
	5017 317AA	1							.169
	5017 300AA	1							.152
	5017 318AA	1							.170
	5017 319AA	1							.171
	5017 320AA	1							.172
	5017 321AA	1							.173
	5017 322AA	1							.174
	5017 323AA	1							.175
	5017 324AA	1							.176
	5017 325AA	1							.177
	5017 326AA	1							.178
	5017 327AA	1							.179
	5017 301AA	1							.153
	5017 328AA	1							.180
	5017 329AA	1							.181
	5017 330AA	1							.182
	5017 331AA	1							.183
	5017 302AA	1							.154
	5017 303AA	1							.155
	5017 304AA	1							.156
	5017 305AA	1							.157
	5017 306AA	1							.158
	5017 307AA	1							.159
12	5012 810AC	1							BOLT KIT
13	5012 808AB	1							CASE, Differential, with Internal Parts
14	J812 0831	2							WASHER, Pinion Gear, Thrust
15	4740 670	1							GEAR KIT, Center Differential
16									GEAR KIT, Ring And Pinion

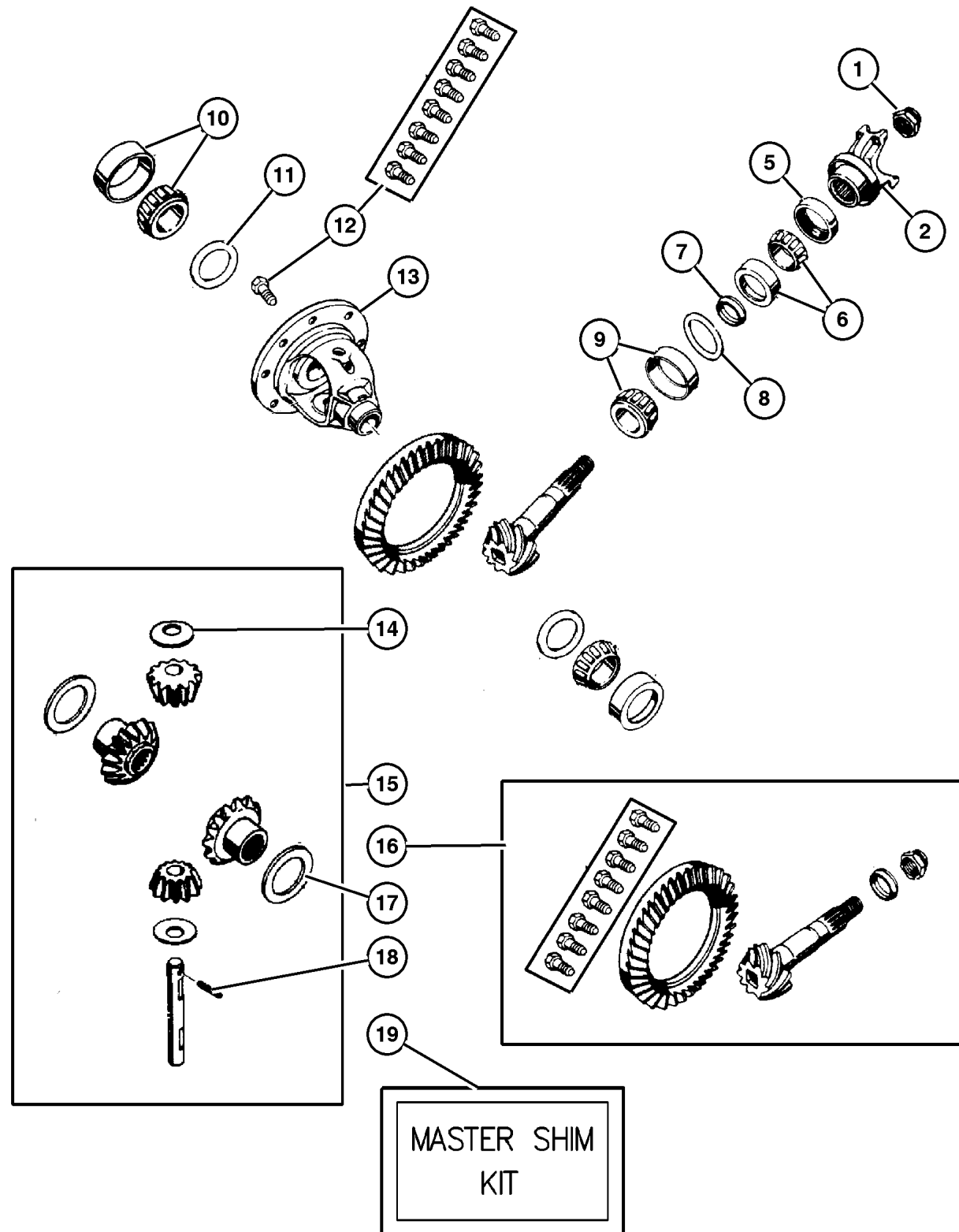
JEEP GRAND CHEROKEE (WJ)

SERIES	LINE	BODY	ENGINE	TRANSMISSION
H = Laredo	J = 4WD	74 = 4 Door	ERH = 4.0L, Power Tech I-6	DGK = 4 Speed Auto, 42RE
M = Sport	T = 2WD		EVA = 4.7L Power Tech V8	DGQ = 5 Speed Auto, 45RFE
P = Limited			EVC = 4.7L HO V8 MPI	DG0 = All Automatic Trans
S = Overland			ER0 = All 4.0L 6 Cyl Gas	
			EVO = All 4.7L Gas	

AR = Use as required - = Non illustrated part # = New this model year

October 1, 2003

Differential, Dana 35C/194MM [DRM]  
Figure 003-230



ITEM	PART NUMBER	QTY	LINE	SERIES	BODY	ENGINE	TRANS	TRIM	DESCRIPTION
	5012 828AC	1							[DMD]
	5012 807AC	1							[DME]
17	J812 0832	1							WASHER, Side Gear, Thrust
18	5252 502	1							PIN, Differential Shaft
19	5017 214AA	1							SHIM KIT, Differential, Master Shim
									Kit For the Complete Differential containing 16 PINION Shims and 33 DIFFERENTIAL Shims., Contains All Shims for Items 6,9

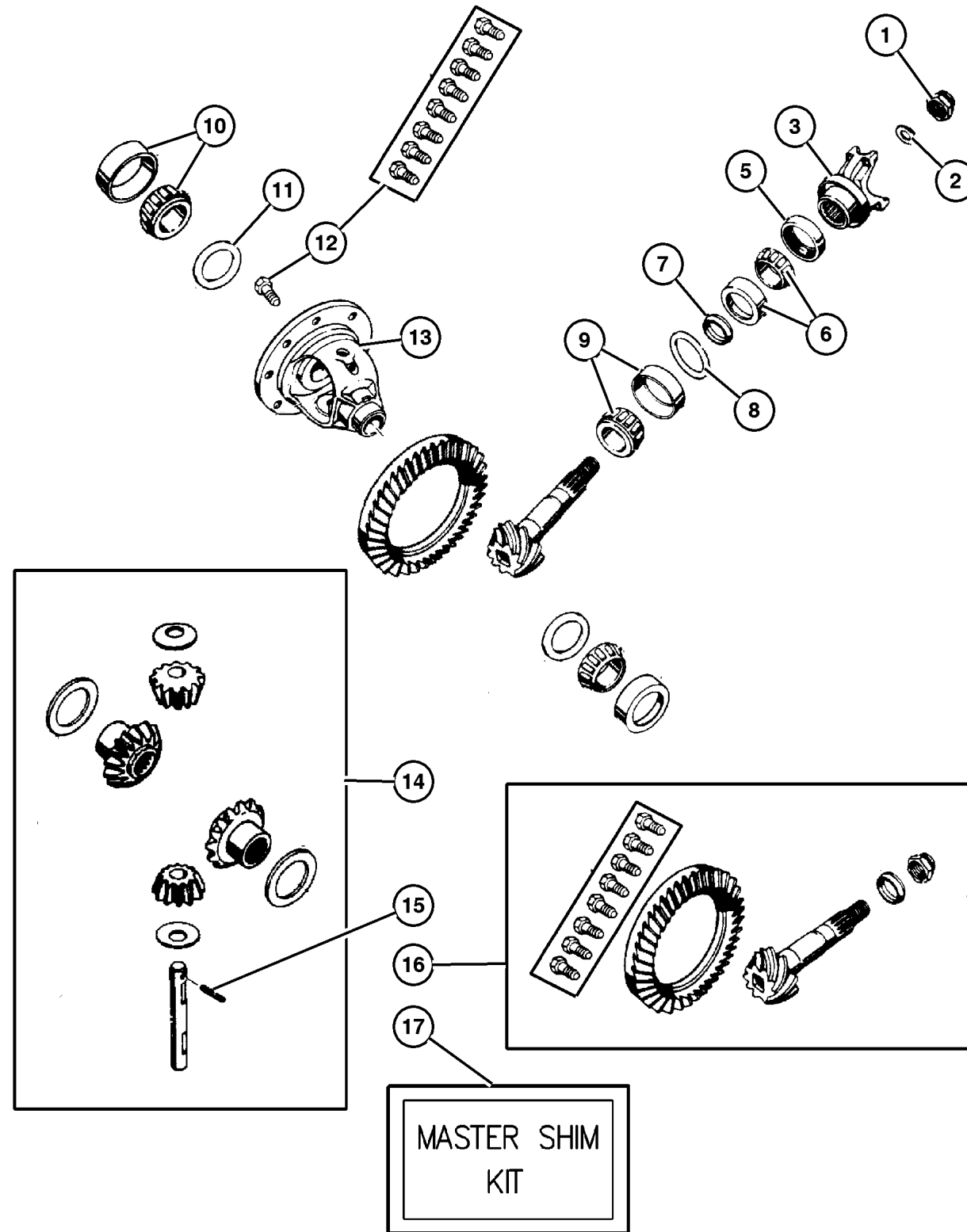
JEEP GRAND CHEROKEE (WJ)

SERIES	LINE	BODY	ENGINE	TRANSMISSION
H = Laredo	J = 4WD	74 = 4 Door	ERH = 4.0L, Power Tech I-6	DGK = 4 Speed Auto, 42RE
M = Sport	T = 2WD		EVA = 4.7L Power Tech V8	DGQ = 5 Speed Auto, 45RFE
P = Limited			EVC = 4.7L HO V8 MPI	DG0 = All Automatic Trans
S = Overland			ER0 = All 4.0L 6 Cyl Gas	
			EVO = All 4.7l Gas	

AR = Use as required - = Non illustrated part # = New this model year

October 1, 2003

**Differential, Without Vari-Lok Progressive [DSC], Dana 44/226MM [DRK]  
Figure 003-240**



ITEM	PART NUMBER	QTY	LINE	SERIES	BODY	ENGINE	TRANS	TRIM	DESCRIPTION
Note: Sales Codes;									
[DME]=Axle Ratio - 3.73									
[DRK]=Axle - Rear, Dana 44/226MM									
[DSC]=Axles - Vari-Lok Progressive									
1	1795 173	1							NUT, Pinion Yoke
2	1795 175	1							WASHER, Pinion Yoke
3	5012 840AA	1							YOKE, Axle
-4	5012 847AA	1							O RING, Pinion Flange, Fits Over Hub of Axle Yoke
5	5072 265AA	1							SEAL, Drive Pinion
6	4864 210	1							BEARING, Drive Pinion, Bearing and Cup, Front
7	4864 214	1							SPACER, Crush
8									SHIM, Drive Pinion Bearing
	5017 332AA	1							[.040"]
	5017 341AA	1							[.049"]
	5017 342AA	1							[.050"]
	5017 343AA	1							[.051"]
	5017 344AA	1							[.052"]
	5017 345AA	1							[.053"]
	5017 346AA	1							[.054"]
	5017 333AA	1							[.041"]
	5017 334AA	1							[.042"]
	5017 335AA	1							[.043"]
	5017 336AA	1							[.044"]
	5017 337AA	1							[.045"]
	5017 338AA	1							[.046"]
	5017 339AA	1							[.047"]
	5017 340AA	1							[.048"]
9	4746 979	1							BEARING, Drive Pinion, Bearing and Cup, Rear
10	4864 213	1							BEARING, Differential Case, Consists of 2 Bearings and 2 Cups
11									SHIM, Differential Bearing
	5017 354AA	1							[.110"]
	5017 363AA	1							[.119"]
	5017 364AA	1							[.120"]
	5017 365AA	1							[.121"]
	5017 366AA	1							[.122"]
	5017 367AA	1							[.123"]
	5017 368AA	1							[.124"]
	5017 369AA	1							[.125"]

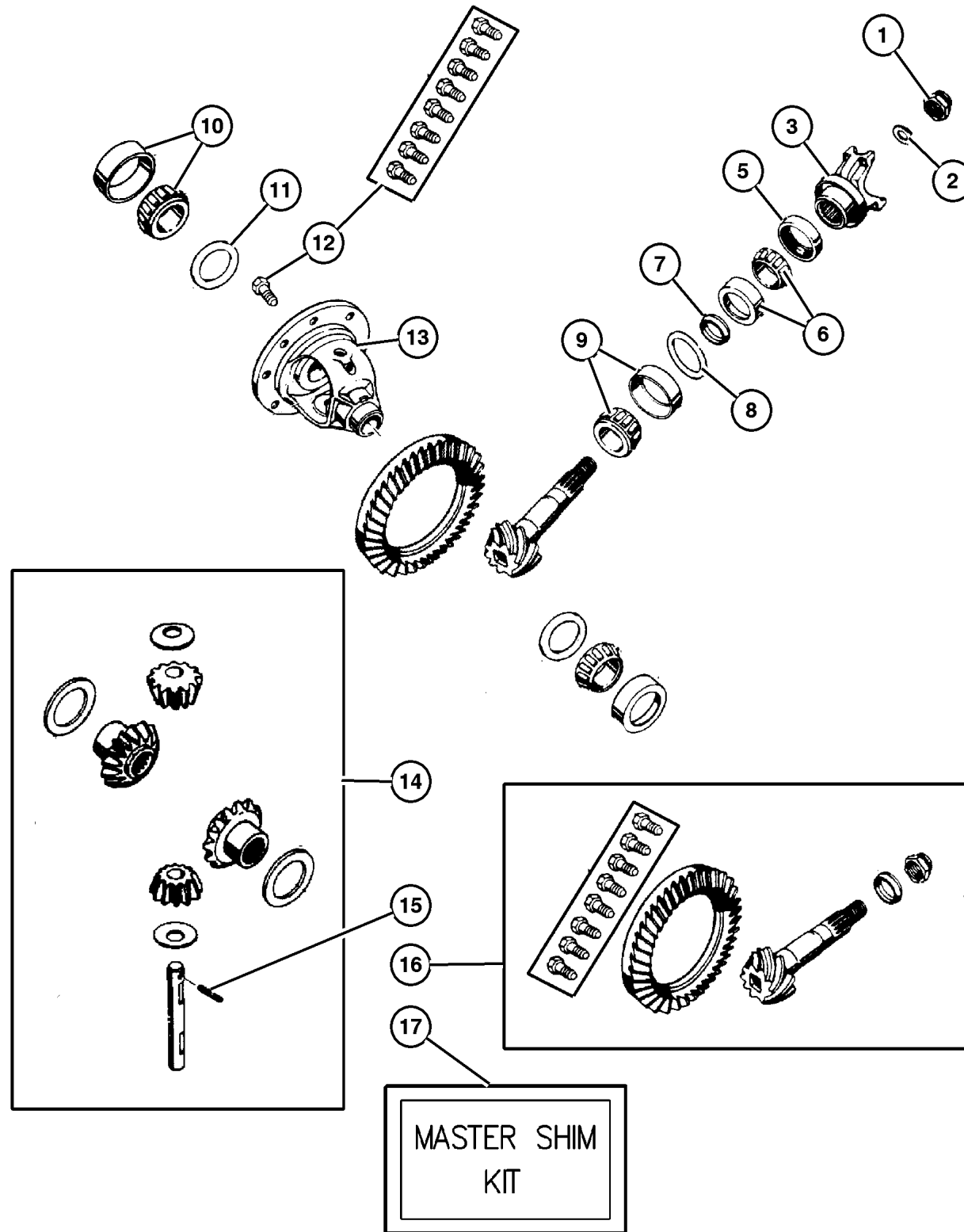
**JEEP GRAND CHEROKEE (WJ)**

SERIES	LINE	BODY	ENGINE	TRANSMISSION
H = Laredo	J = 4WD	74 = 4 Door	ERH = 4.0L, Power Tech I-6	DGK = 4 Speed Auto, 42RE
M = Sport	T = 2WD		EVA = 4.7L Power Tech V8	DGQ = 5 Speed Auto, 45RFE
P = Limited			EVC = 4.7L HO V8 MPI	DG0 = All Automatic Trans
S = Overland			ER0 = All 4.0L 6 Cyl Gas	
			EVO = All 4.7L Gas	

AR = Use as required - = Non illustrated part # = New this model year

October 1, 2003

Differential, Without Vari-Lok Progressive [DSC], Dana 44/226MM [DRK]  
Figure 003-240



ITEM	PART NUMBER	QTY	LINE	SERIES	BODY	ENGINE	TRANS	TRIM	DESCRIPTION
	5017 370AA	1							[.126"]
	5017 371AA	1							[.127"]
	5017 372AA	1							[.128"]
	5017 355AA	1							[.111"]
	5017 373AA	1							[.129"]
	5017 374AA	1							[.130"]
	5017 375AA	1							[.131"]
	5017 376AA	1							[.132"]
	5017 377AA	1							[.133"]
	5017 378AA	1							[.134"]
	5017 383AA	1							[.135"]
	5017 384AA	1							[.136"]
	5017 385AA	1							[.137"]
	5017 386AA	1							[.138"]
	5017 356AA	1							[.112"]
	5017 387AA	1							[.139"]
	5017 388AA	1							[.140"]
	5017 389AA	1							[.141"]
	5017 390AA	1							[.142"]
	5017 391AA	1							[.143"]
	5017 392AA	1							[.144"]
	5017 393AA	1							[.145"]
	5017 394AA	1							[.146"]
	5017 395AA	1							[.147"]
	5017 396AA	1							[.148"]
	5017 357AA	1							[.113"]
	5017 397AA	1							[.149"]
	5017 398AA	1							[.150"]
	5017 399AA	1							[.151"]
	5017 400AA	1							[.152"]
	5017 401AA	1							[.153"]
	5017 402AA	1							[.154"]
	5017 403AA	1							[.155"]
	5017 358AA	1							[.114"]
	5017 359AA	1							[.115"]
	5017 360AA	1							[.116"]
	5017 361AA	1							[.117"]
	5017 362AA	1							[.118"]
12	5012 810AC	1							BOLT KIT
13	5019 855AA	1							CASE, Differential, With Internal Parts
14	4856 366	1							GEAR KIT, Center Differential

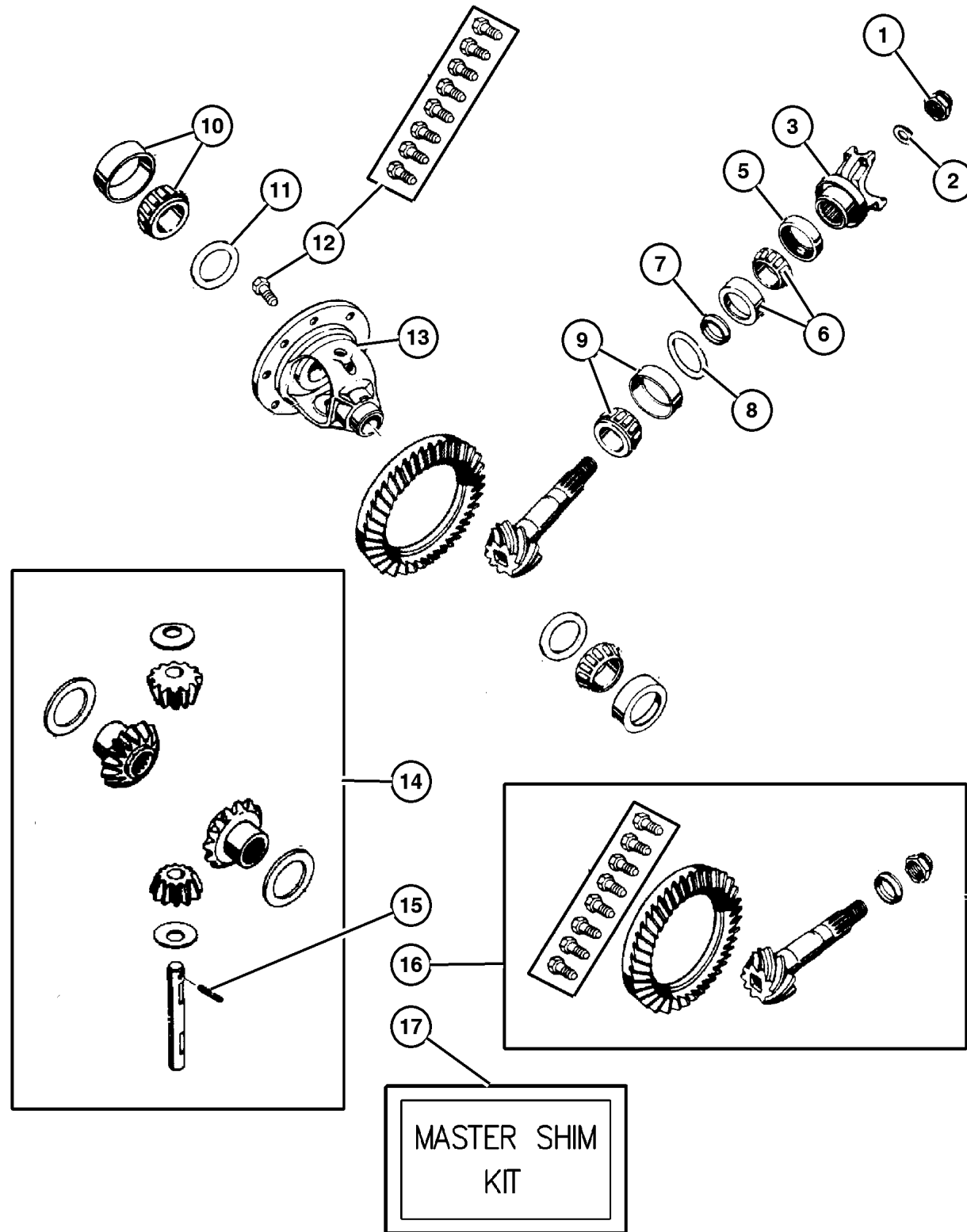
JEEP GRAND CHEROKEE (WJ)

SERIES	LINE	BODY	ENGINE	TRANSMISSION
H = Laredo	J = 4WD	74 = 4 Door	ERH = 4.0L, Power Tech I-6	DGK = 4 Speed Auto, 42RE
M = Sport	T = 2WD		EVA = 4.7L Power Tech V8	DGQ = 5 Speed Auto, 45RFE
P = Limited			EVC = 4.7L HO V8 MPI	DG0 = All Automatic Trans
S = Overland			ER0 = All 4.0L 6 Cyl Gas	
			EVO = All 4.7L Gas	

AR = Use as required - = Non illustrated part # = New this model year

October 1, 2003

Differential, Without Vari-Lok Progressive [DSC], Dana 44/226MM [DRK]  
Figure 003-240



ITEM	PART NUMBER	QTY	LINE	SERIES	BODY	ENGINE	TRANS	TRIM	DESCRIPTION
15	5015 223AA	1							PIN, Differential Shaft
16	5019 854AB	1							GEAR KIT, Ring And Pinion, [DME]
17	5017 215AA	1							SHIM KIT, Differential, Contains All Shims for Items 8,11

JEEP GRAND CHEROKEE (WJ)				
SERIES	LINE	BODY	ENGINE	TRANSMISSION
H = Laredo	J = 4WD	74 = 4 Door	ERH = 4.0L, Power Tech I-6	DGK = 4 Speed Auto, 42RE
M = Sport	T = 2WD		EVA = 4.7L Power Tech V8	DGQ = 5 Speed Auto, 45RFE
P = Limited			EVC = 4.7L HO V8 MPI	DG0 = All Automatic Trans
S = Overland			ER0 = All 4.0L 6 Cyl Gas	
			EVO = All 4.7l Gas	

AR = Use as required - = Non illustrated part # = New this model year

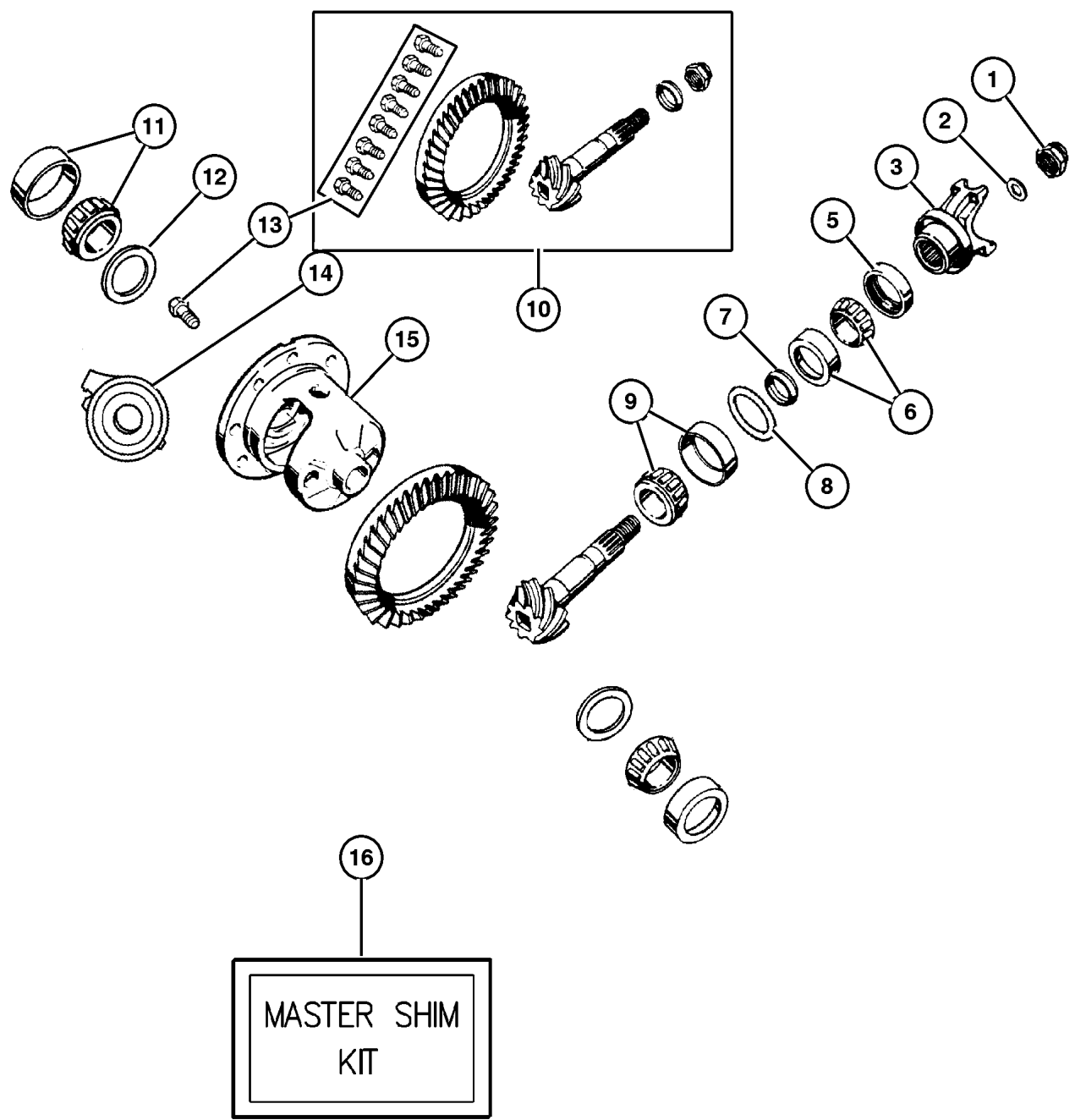
October 1, 2003

**Differential,With Vari-Lok Progressive [DSC],Dana 44/226MM [DRK]  
Figure 003-250**

ITEM	PART NUMBER	QTY	LINE	SERIES	BODY	ENGINE	TRANS	TRIM	DESCRIPTION
------	-------------	-----	------	--------	------	--------	-------	------	-------------

Note:Sales Codes;  
 [DME]=Axle Ratio - 3.73  
 [DRK]=Axle - Rear,Dana 44/226MM  
 [DSC]=Axles - Vari-Lok Progressive

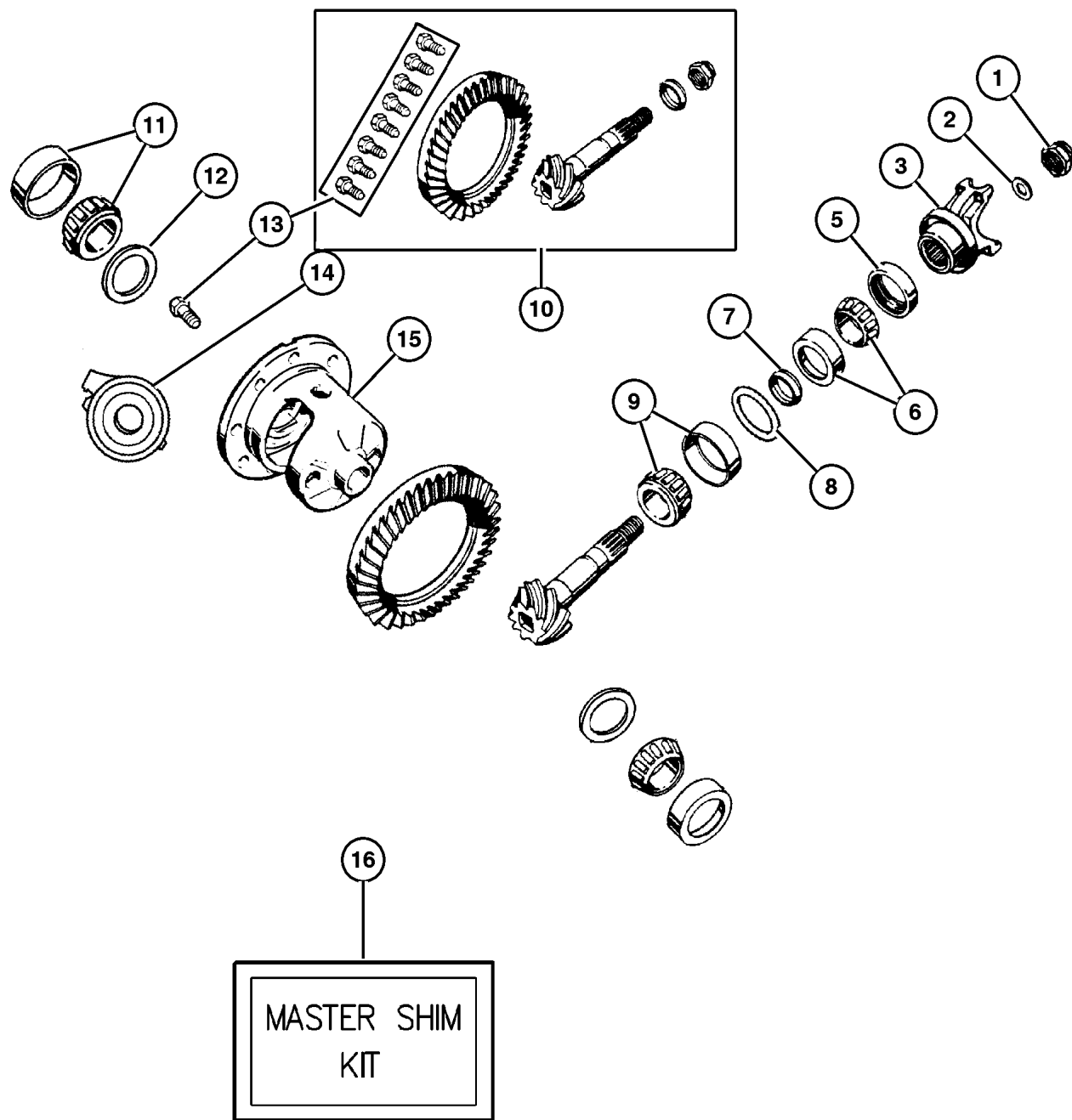
1	1795 173	1							NUT, Pinion Yoke
2	1795 175	1							WASHER, Pinion Yoke
3	5012 840AA	1							YOKE, Axle
-4	5012 847AA	1							O RING, Pinion Flange
5	5072 265AA	1							SEAL, Drive Pinion
6	4864 210	1							BEARING, Drive Pinion, Bearing and Cup, Front
7	4864 214	1							SPACER
8									SHIM, Drive Pinion Bearing, Replacement Individual PINION Shims for Master Shim Kit 5017215AA.
	5017 332AA	1							[.040"]
	5017 341AA	1							[.049"]
	5017 342AA	1							[.050"]
	5017 343AA	1							[.051"]
	5017 344AA	1							[.052"]
	5017 345AA	1							[.053"]
	5017 346AA	1							[.054"]
	5017 333AA	1							[.041"]
	5017 334AA	1							[.042"]
	5017 335AA	1							[.043"]
	5017 336AA	1							[.044"]
	5017 337AA	1							[.045"]
	5017 338AA	1							[.046"]
	5017 339AA	1							[.047"]
	5017 340AA	1							[.048"]
9	4746 979	1							BEARING, Drive Pinion, Bearing and Cup, Rear
10	5019 854AB	1							GEAR KIT, Ring And Pinion
11	4864 213	1							BEARING, Differential Case
12									SHIM, Differential Bearing, Replacement Individual DIFFERENTIAL Shims for Master Shim Kit 5017215AA
	5017 354AA	1							[.110"]
	5017 363AA	1							[.119"]
	5017 364AA	1							[.120"]



**JEEP GRAND CHEROKEE (WJ)**  
 SERIES: H = Laredo, M = Sport, P = Limited, S = Overland  
 LINE: J = 4WD, T = 2WD  
 BODY: 74 = 4 Door  
 ENGINE: ERH = 4.0L, Power Tech I-6; EVA = 4.7L Power Tech V8; EVC = 4.7L HO V8 MPI; ER0 = All 4.0L 6 Cyl Gas; EVO = All 4.7L Gas  
 TRANSMISSION: DGK = 4 Speed Auto, 42RE; DGQ = 5 Speed Auto, 45RFE; DG0 = All Automatic Trans

Differential, With Vari-Lok Progressive [DSC], Dana 44/226MM [DRK]  
Figure 003-250

ITEM	PART NUMBER	QTY	LINE	SERIES	BODY	ENGINE	TRANS	TRIM	DESCRIPTION
	5017 365AA	1							[.121"]
	5017 366AA	1							[.122"]
	5017 367AA	1							[.123"]
	5017 368AA	1							[.124"]
	5017 369AA	1							[.125"]
	5017 370AA	1							[.126"]
	5017 371AA	1							[.127"]
	5017 372AA	1							[.128"]
	5017 355AA	1							[.111"]
	5017 373AA	1							[.129"]
	5017 374AA	1							[.130"]
	5017 375AA	1							[.131"]
	5017 376AA	1							[.132"]
	5017 377AA	1							[.133"]
	5017 378AA	1							[.134"]
	5017 383AA	1							[.135"]
	5017 384AA	1							[.136"]
	5017 385AA	1							[.137"]
	5017 386AA	1							[.138"]
	5017 356AA	1							[.112"]
	5017 387AA	1							[.139"]
	5017 388AA	1							[.140"]
	5017 389AA	1							[.141"]
	5017 390AA	1							[.142"]
	5017 391AA	1							[.143"]
	5017 392AA	1							[.144"]
	5017 393AA	1							[.145"]
	5017 394AA	1							[.146"]
	5017 395AA	1							[.147"]
	5017 396AA	1							[.148"]
	5017 357AA	1							[.113"]
	5017 397AA	1							[.149"]
	5017 398AA	1							[.150"]
	5017 399AA	1							[.151"]
	5017 400AA	1							[.152"]
	5017 401AA	1							[.153"]
	5017 402AA	1							[.154"]
	5017 403AA	1							[.155"]
	5017 358AA	1							[.114"]
	5017 359AA	1							[.115"]
	5017 360AA	1							[.116"]
	5017 361AA	1							[.117"]



JEEP GRAND CHEROKEE (WJ)

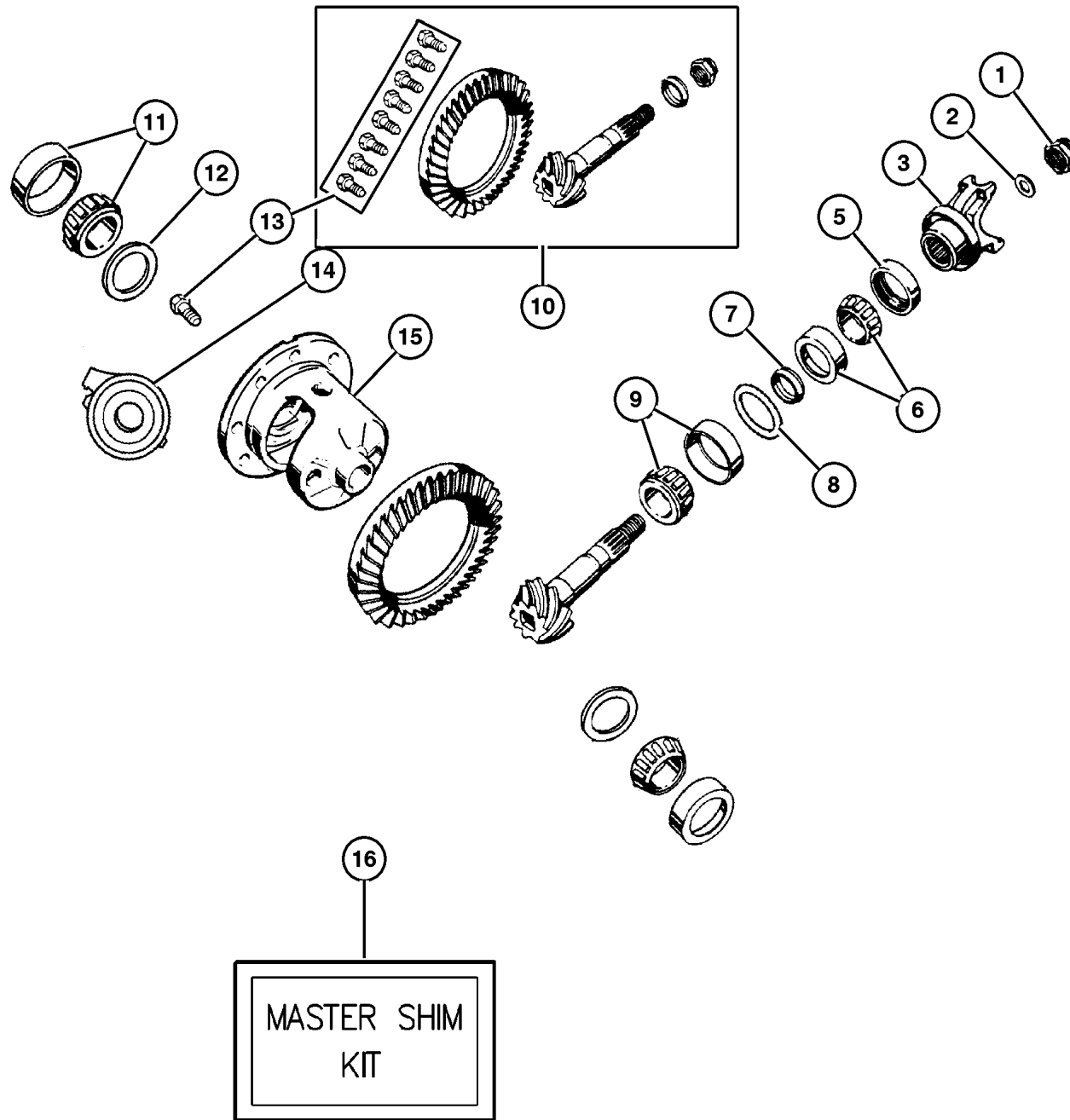
SERIES	LINE	BODY	ENGINE	TRANSMISSION
H = Laredo	J = 4WD	74 = 4 Door	ERH = 4.0L, Power Tech I-6	DGK = 4 Speed Auto, 42RE
M = Sport	T = 2WD		EVA = 4.7L Power Tech V8	DGQ = 5 Speed Auto, 45RFE
P = Limited			EVC = 4.7L HO V8 MPI	DG0 = All Automatic Trans
S = Overland			ER0 = All 4.0L 6 Cyl Gas	
			EVO = All 4.7L Gas	

AR = Use as required - = Non illustrated part # = New this model year

October 1, 2003

Differential, With Vari-Lok Progressive [DSC], Dana 44/226MM [DRK]  
Figure 003-250

ITEM	PART NUMBER	QTY	LINE	SERIES	BODY	ENGINE	TRANS	TRIM	DESCRIPTION
	5017 362AA	1							[.118"]
13	5012 810AC	1							BOLT KIT
14	5012 870AA	1							PLENUM, Differential
15	5019 867AA	1							CASE, Differential
16	5017 215AA	1							SHIM KIT, Differential, Contains All Shims For Items 8,12



JEEP GRAND CHEROKEE (WJ)

SERIES	LINE	BODY	ENGINE	TRANSMISSION
H = Laredo	J = 4WD	74 = 4 Door	ERH = 4.0L, Power Tech I-6	DGK = 4 Speed Auto, 42RE
M = Sport	T = 2WD		EVA = 4.7L Power Tech V8	DGQ = 5 Speed Auto, 45RFE
P = Limited			EVC = 4.7L HO V8 MPI	DG0 = All Automatic Trans
S = Overland			ER0 = All 4.0L 6 Cyl Gas	
			EVO = All 4.7l Gas	

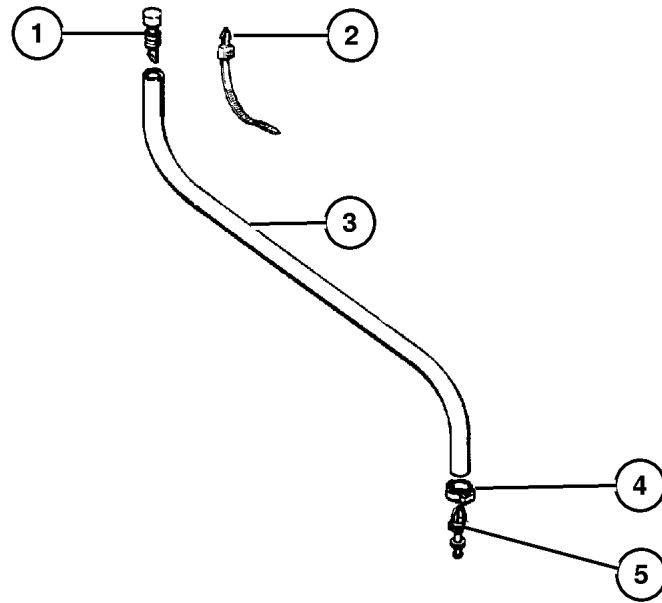
AR = Use as required - = Non illustrated part # = New this model year

October 1, 2003



Rear Axle Vent  
Figure 003-310

ITEM	PART NUMBER	QTY	LINE	SERIES	BODY	ENGINE	TRANS	TRIM	DESCRIPTION
1	J535 2955	1							VENT, Axle
2	J417 5376	3							STRAP, Tie
3	HFV0 0516	1	J						HOSE, Fuel And Vapor, 25 Foot Roll 5/16"
4	6503 573	1							CLIP, Lower Clamp to Screw
5	4137 696	1							SCREW, Brake Tee, .437-20x2.07, Double Ended Stud



JEEP GRAND CHEROKEE (WJ)

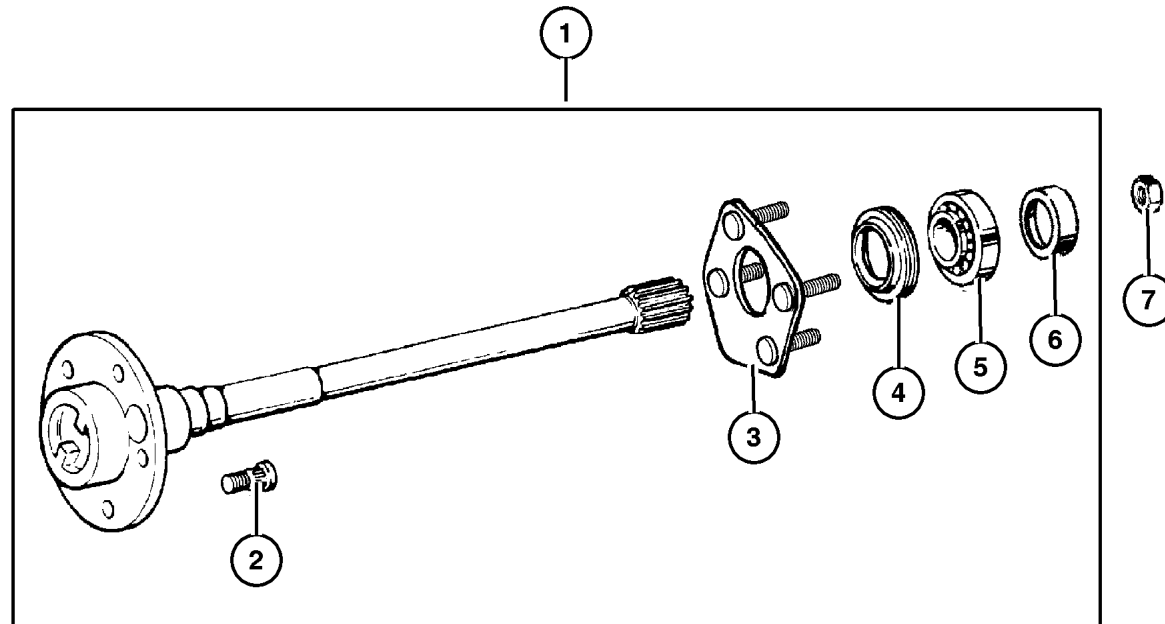
SERIES	LINE	BODY	ENGINE	TRANSMISSION
H = Laredo	J = 4WD	74 = 4 Door	ERH = 4.0L, Power Tech I-6	DGK = 4 Speed Auto, 42RE
M = Sport	T = 2WD		EVA = 4.7L Power Tech V8	DGQ = 5 Speed Auto, 45RFE
P = Limited			EVC = 4.7L HO V8 MPI	DG0 = All Automatic Trans
S = Overland			ER0 = All 4.0L 6 Cyl Gas	
			EVO = All 4.7l Gas	

AR = Use as required - = Non illustrated part # = New this model year

October 1, 2003

**Shaft,Rear Axle  
Figure 003-410**

ITEM	PART NUMBER	QTY	LINE	SERIES	BODY	ENGINE	TRANS	TRIM	DESCRIPTION
Note:Sales Codes;									
[DRK]=Axle - Rear,Dana 44/226MM									
[DRM]=Axle - Rear,Dana 35C/194MM									
[DSC]=Axles - Vari-Lok Progressive									
1									SHAFT, Axle
	5012 820AA	1							[DRM], Right
	5012 821AA	1							[DRM], Left
	5012 850AA	1							[DRK], Right
	5012 851AA	1							[DRK], Left
	5012 872AA	1							[DRK,DSC], Right
	5012 873AA	1							[DRK,DSC], Left
2	6036 388AA	5							BOLT, Hub and Rotor
3	5012 827AA	1							RETAINER, Axle Shaft Seal
4	5012 824AA	1							SEAL, Axle Drive Shaft
5	5012 825AA	1							BEARING, Axle Shaft
6	8350 3054	1							RING, Axle Shaft
7	6034 988	8							NUT



JEEP GRAND CHEROKEE (WJ)				
SERIES	LINE	BODY	ENGINE	TRANSMISSION
H = Laredo	J = 4WD	74 = 4 Door	ERH = 4.0L, Power Tech I-6	DGK = 4 Speed Auto, 42RE
M = Sport	T = 2WD		EVA = 4.7L Power Tech V8	DGQ = 5 Speed Auto, 45RFE
P = Limited			EVC = 4.7L HO V8 MPI	DG0 = All Automatic Trans
S = Overland			ER0 = All 4.0L 6 Cyl Gas	
			EVO = All 4.7l Gas	

AR = Use as required - = Non illustrated part # = New this model year

October 1, 2003

# Group – 004

## Parking Brake

### GROUP 4 - Parking Brake

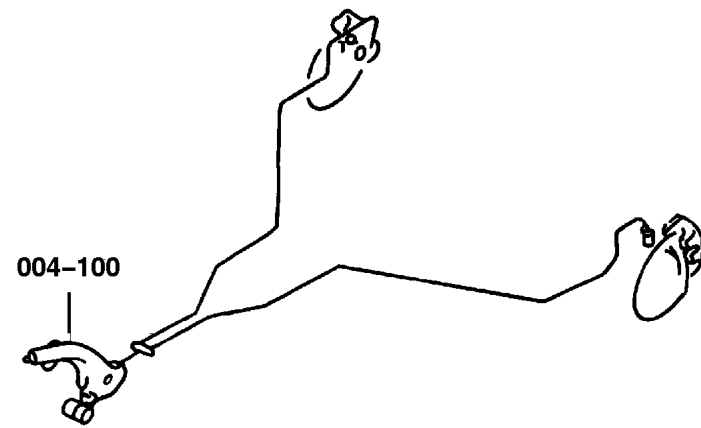
Illustration Title


Group-Fig. No.

#### Parking Brake Lever and Cables

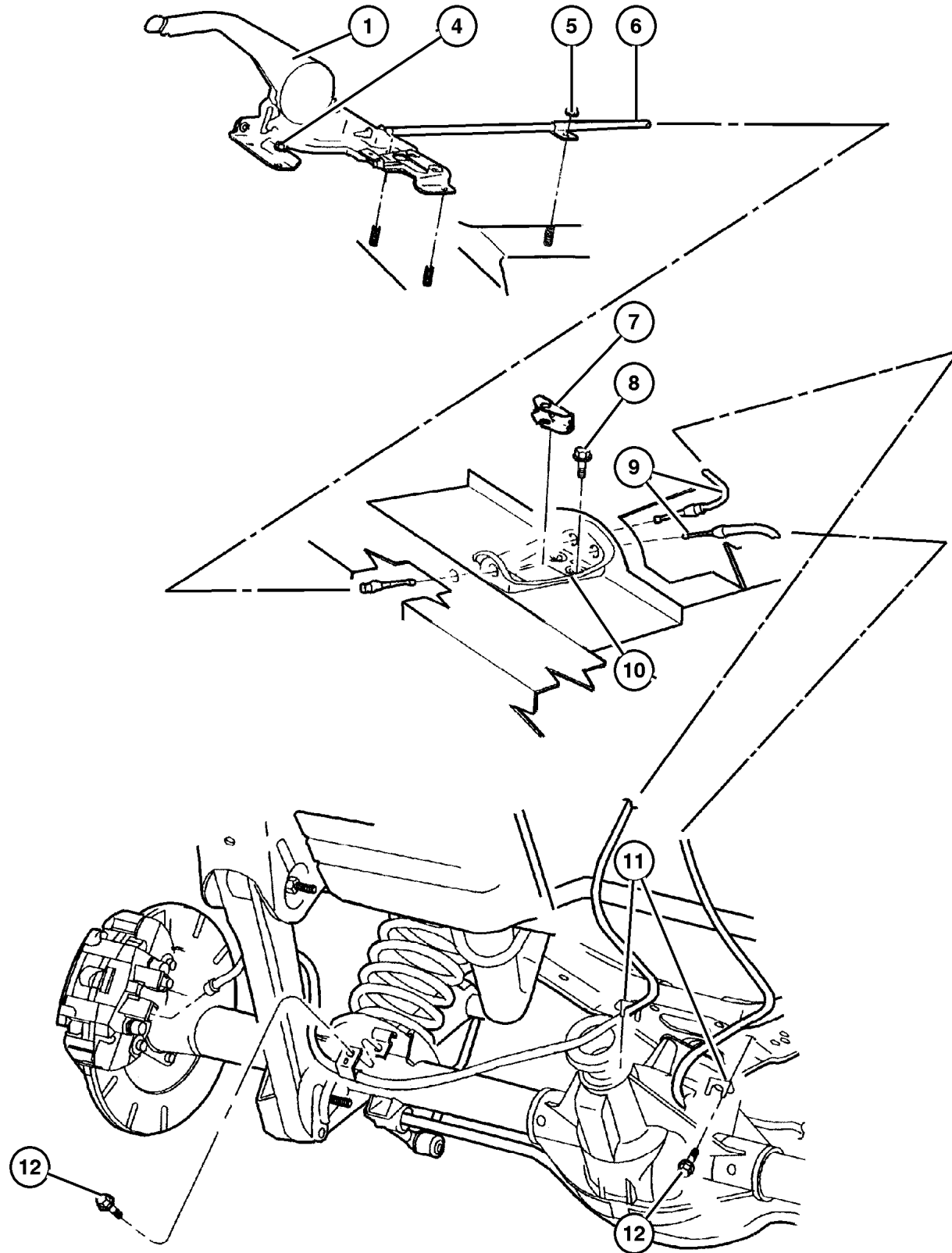
Lever And Cable - Parking Brake ..... Fig. 004-110

Rear Disc Parking Brake Assy ..... Fig. 004-120



<b>004-100</b> Parking Brake Lever and Cables			
			

Lever And Cable - Parking Brake  
Figure 004-110



ITEM	PART NUMBER	QTY	LINE	SERIES	BODY	ENGINE	TRANS	TRIM	DESCRIPTION
1	52128 246AF	1							LEVER, Park Brake
-2	5212 7960	1							SWITCH, Parking Brake
-3	5016 265AA	1							COVER, Parking Brake
4	6505 245AA	4							NUT, M8x1.25
5									NUT AND WASHER, M6x1.00, (NOT SERVICED) (Not Serviced)
6	52128 243AA	1							CABLE, Parking Brake, Intermediate
7	5212 8126	1							EQUALIZER, Parking Brake Cable
8	6504 494	3							SCREW, Hex Flange Head, M6x1.00x20.00
9									CABLE, Parking Brake
	52128 118AD	1							Right Rear
	52128 119AD	1							Left Rear
10	52128 236AB	1							BRACKET, Cable
11	52128 224AB	2							BRACKET, Cable
12									SCREW, Hex Flange Head, M8x1.25x25.00, (NOT SERVICED) (Not Serviced)
-13	55196 859AA	1							BRACKET, Console

JEEP GRAND CHEROKEE (WJ)

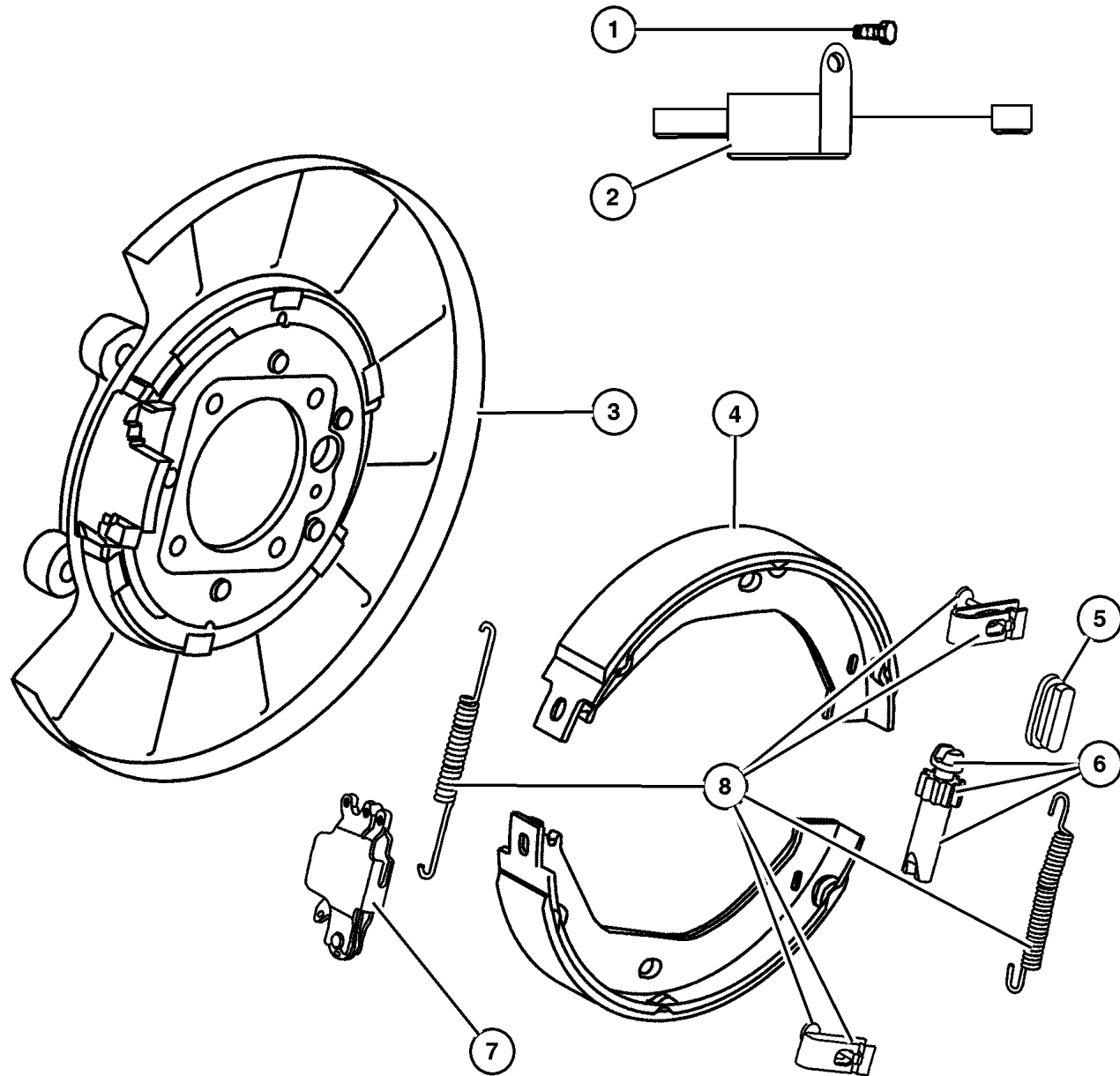
SERIES	LINE	BODY	ENGINE	TRANSMISSION
H = Laredo	J = 4WD	74 = 4 Door	ERH = 4.0L, Power Tech I-6	DGK = 4 Speed Auto, 42RE
M = Sport	T = 2WD		EVA = 4.7L Power Tech V8	DGQ = 5 Speed Auto, 45RFE
P = Limited			EVC = 4.7L HO V8 MPI	DG0 = All Automatic Trans
S = Overland			ER0 = All 4.0L 6 Cyl Gas	
			EVO = All 4.7L Gas	

AR = Use as required - = Non illustrated part # = New this model year

October 1, 2003

## Rear Disc Parking Brake Assy Figure 004-120

ITEM	PART NUMBER	QTY	LINE	SERIES	BODY	ENGINE	TRANS	TRIM	DESCRIPTION
Note: 5014038AA Spring Kit , contains 2 Brake Shoe Hold Down Pins, 2 Parking Brake Hold Down Clips,1 Park Brake Shoe Return Spring Upper and 1 Park Brake Shoe Return Spring Lower.									
1	5012 814AA	2							BOLT, ABS Sensor, Right or Left
2	56041 308AA	1							SENSOR, Wheel Speed Right
	56041 509AA	1							Left
3	5011 982AA	1							PLATE, Brake Backing, Right or Left
4	5011 988AA	1							SHOE AND LINING KIT, Parking Brake
5	5012 354AA	1							PLUG, Brake Adjusting Hole, Right or Left
6	5011 993AA	1							ADJUSTER, Parking Brake, Right or Left
7	5011 994AA	1							LEVER, Park Brake, Right or Left
8	5014 038AA	2							SPRING KIT, Brake Shoe Hold Down, See Note At Top of Page, Right or Left



### JEEP GRAND CHEROKEE (WJ)

SERIES	LINE	BODY	ENGINE	TRANSMISSION
H = Laredo	J = 4WD	74 = 4 Door	ERH = 4.0L, Power Tech I-6	DGK = 4 Speed Auto, 42RE
M = Sport	T = 2WD		EVA = 4.7L Power Tech V8	DGQ = 5 Speed Auto, 45RFE
P = Limited			EVC = 4.7L HO V8 MPI	DG0 = All Automatic Trans
S = Overland			ER0 = All 4.0L 6 Cyl Gas	
			EVO = All 4.7l Gas	

AR = Use as required - = Non illustrated part # = New this model year

October 1, 2003

# Group – 005

## Service Brakes

### GROUP 5 - Service Brakes

Illustration Title

Group-Fig. No.

#### Front Brakes

Front Disc Brake Caliper 'Akebono' and Rotor ..... Fig. 005-110

#### Rear Brakes

Rear Disc Brake Caliper and Rotor ..... Fig. 005-210

#### Power Brake Booster

Power Brake Booster ..... Fig. 005-310

#### Brake Master Cylinder

Master Cylinder, Brake ..... Fig. 005-410

Hydraulic Control Unit ..... Fig. 005-420

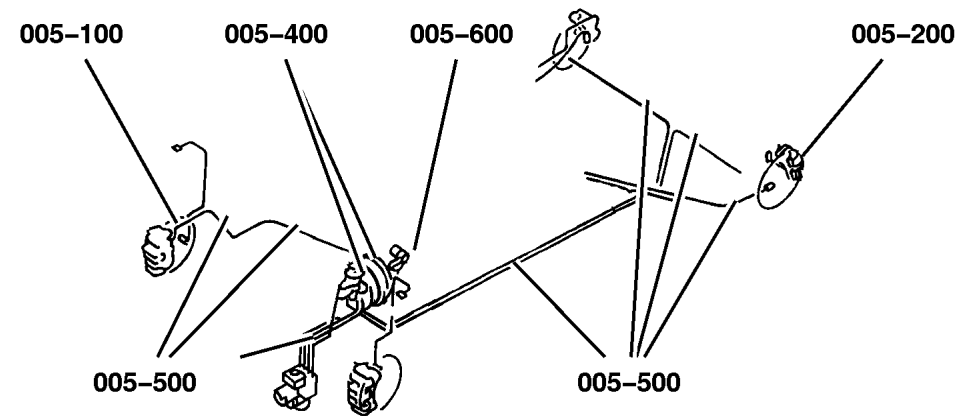
#### Brake Lines and Hoses

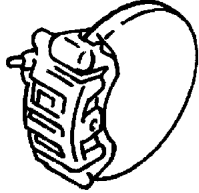
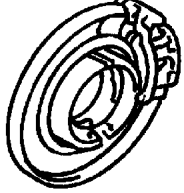
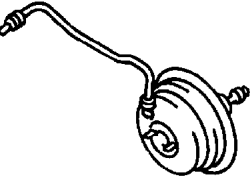
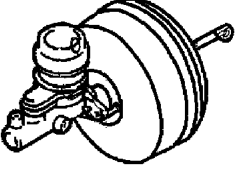
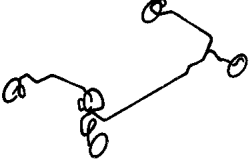

Brake Lines and Hoses, Front ..... Fig. 005-510

Brake Lines and Hoses, Rear and Chassis ..... Fig. 005-520

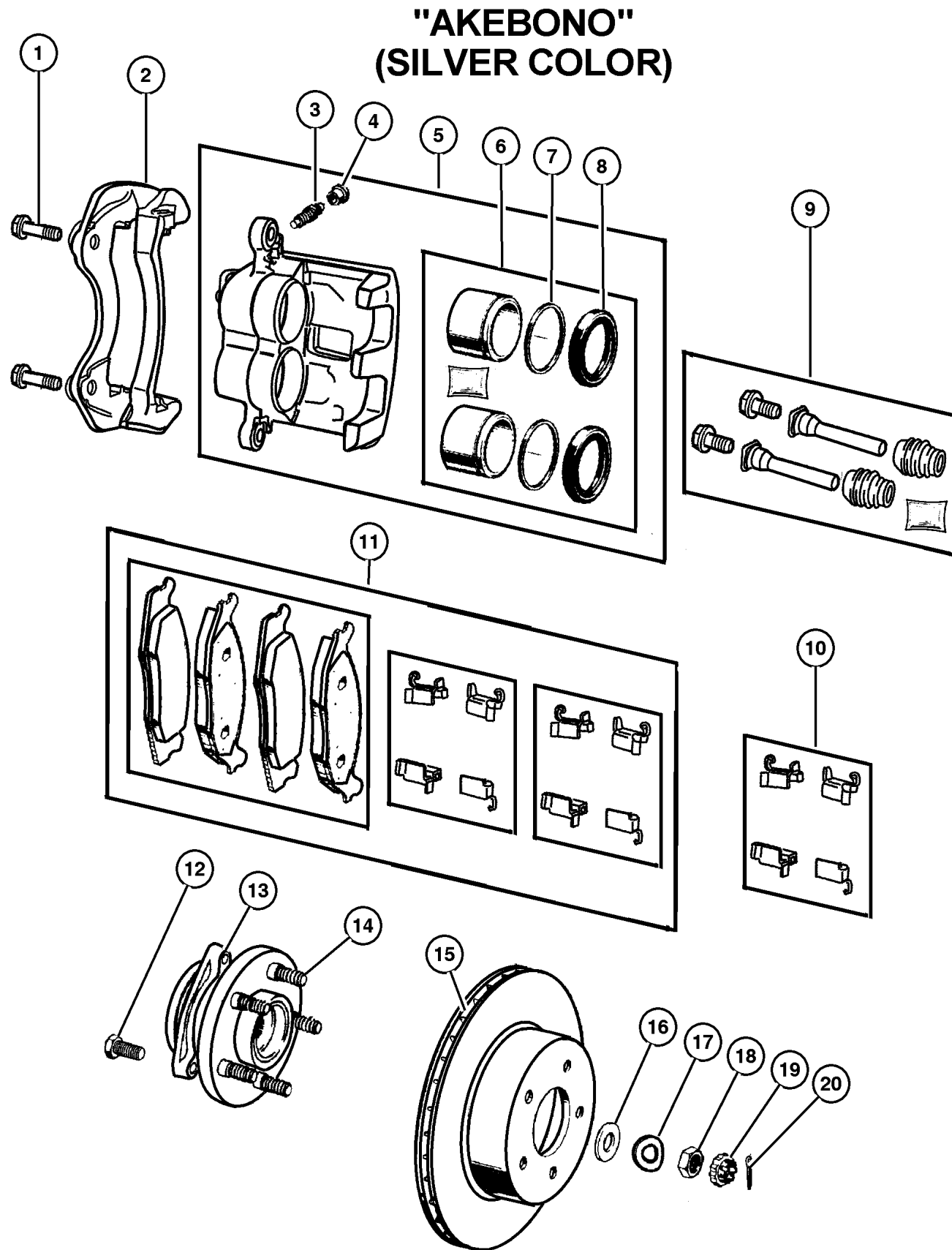
#### Brake Pedals

Brake Pedals, Standard and Adjustable ..... Fig. 005-610



<p><b>005-100</b> Front Brakes</p> 	<p><b>005-200</b> Rear Brakes</p> 	<p><b>005-300</b> Power Brake Booster</p> 	<p><b>005-400</b> Brake Master Cylinder</p> 
<p><b>005-500</b> Brake Lines and Hoses</p> 	<p><b>005-600</b> Brake Pedals</p> 		

**Front Disc Brake Caliper 'Akebono' and Rotor  
Figure 005-110**



ITEM	PART NUMBER	QTY	LINE	SERIES	BODY	ENGINE	TRANS	TRIM	DESCRIPTION
1									BOLT
	5012 437AA	4	T						Caliper Bracket, Mounting
		4	J						Caliper Bracket, Mounting
2									BRACKET
	5093 182AA	1	T						Caliper, Mounting
		1	J						Caliper, Mounting
3									BLEEDER SCREW, Brake
	5093 189AA	1	T						
		1	J						
4									CAP, Bleeder
	5093 190AA	1	T						
		1	J						
5									CALIPER, Disc Brake
	5093 180AA	1	T						Right
	5093 181AA	1	T						Left
	5093 180AA	1	J						Right
	5093 181AA	1	J						Left
6									PISTON KIT, Front Brake
	5093 186AA	1	T						
		1	J						
7									SEAL, Caliper Piston
	5093 187AA	2	T						
		2	J						
8									BOOT, Brake Piston
	5093 188AA	2	T						
		2	J						
9									PIN KIT, Disc Brake
	5093 184AA	1	T						
		1	J						
10									SPRING KIT, Brake Shoe Hold Down
	5093 185AA	2	T						
		2	J						
11									PAD KIT, Front Disc Brake
	5093 183AA	1	T						
		1	J						
12									BOLT
	5012 436AA	6	T						Hub and Bearing, Mounting
		6	J						Hub and Bearing, Mounting
13									HUB AND BEARING, Brake
	52098 679AD	2	T						

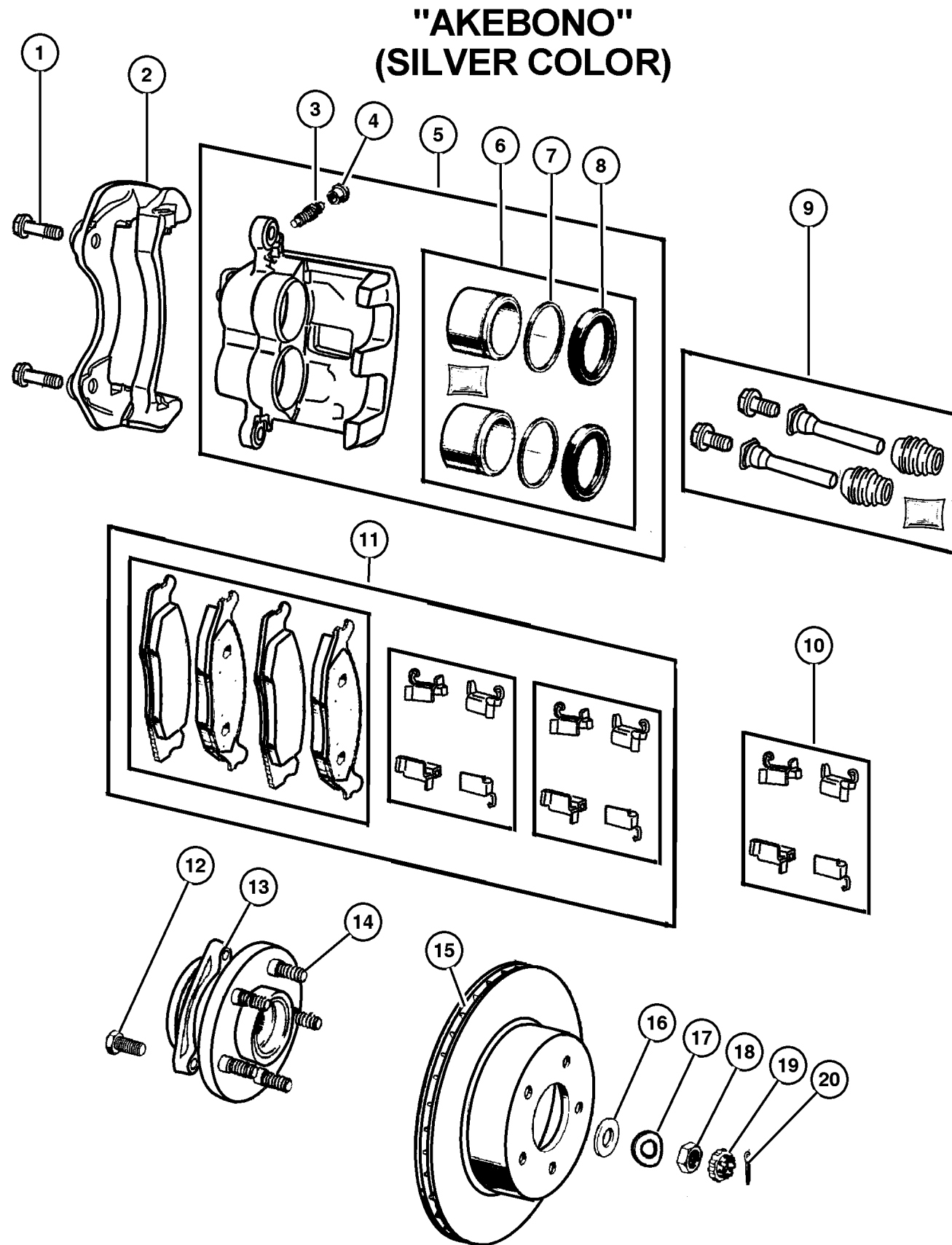
**JEEP GRAND CHEROKEE (WJ)**

SERIES	LINE	BODY	ENGINE	TRANSMISSION
H = Laredo	J = 4WD	74 = 4 Door	ERH = 4.0L, Power Tech I-6	DGK = 4 Speed Auto, 42RE
M = Sport	T = 2WD		EVA = 4.7L Power Tech V8	DGQ = 5 Speed Auto, 45RFE
P = Limited			EVC = 4.7L HO V8 MPI	DG0 = All Automatic Trans
S = Overland			ER0 = All 4.0L 6 Cyl Gas	
			EVO = All 4.7L Gas	

AR = Use as required - = Non illustrated part # = New this model year

October 1, 2003

**Front Disc Brake Caliper 'Akebono' and Rotor  
Figure 005-110**



ITEM	PART NUMBER	QTY	LINE	SERIES	BODY	ENGINE	TRANS	TRIM	DESCRIPTION
		2	J						
14	6036 424AA	10	J						BOLT, Hub and Rotor 16.3mm Around Serations, Right or Left
		10	T						16.3mm Around Serations, Right or Left
	6036 388AA	5							15.3mm Around Serations, Right or Left
15									ROTOR, Brake
	5209 8672	2	T						
		2	J						
16	J420 0096	2	T						WASHER, Flat
		2	J						
17	4740 749	2	T						WASHER, Wave
		2	J						
18	J420 0095	2	T						NUT, Hex
		2	J						
19									RETAINER, Hub Nut
	J420 0097	2	T						
		2	J						
20	1101 0069	4	T						PIN, Cotter, M4x40.00
		4	J						

**JEEP GRAND CHEROKEE (WJ)**

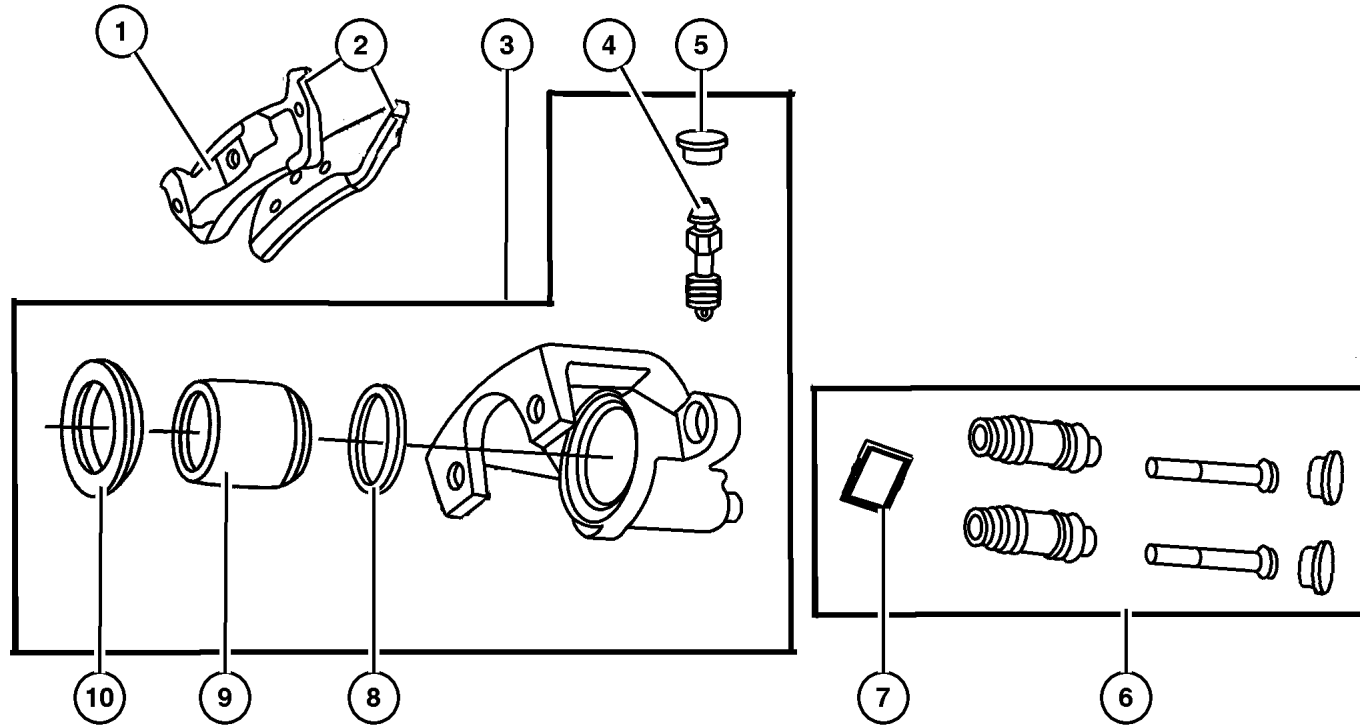
SERIES	LINE	BODY	ENGINE	TRANSMISSION
H = Laredo	J = 4WD	74 = 4 Door	ERH = 4.0L, Power Tech I-6	DGK = 4 Speed Auto, 42RE
M = Sport	T = 2WD		EVA = 4.7L Power Tech V8	DGQ = 5 Speed Auto, 45RFE
P = Limited			EVC = 4.7L HO V8 MPI	DG0 = All Automatic Trans
S = Overland			ER0 = All 4.0L 6 Cyl Gas	
			EVO = All 4.7L Gas	

AR = Use as required - = Non illustrated part # = New this model year

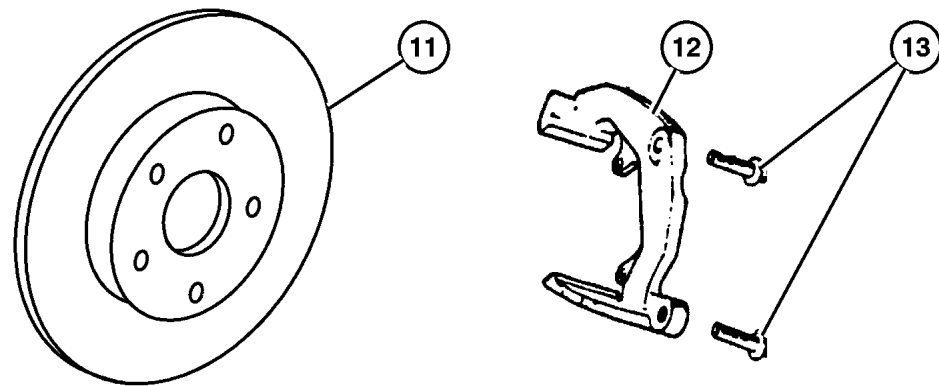
October 1, 2003



Rear Disc Brake Caliper and Rotor  
Figure 005-210



ITEM	PART NUMBER	QTY	LINE	SERIES	BODY	ENGINE	TRANS	TRIM	DESCRIPTION
1	5011 978AA	1							SPRING, Brake Shoe Hold Down
2	5011 970AB	1							PAD KIT, Rear Disc Brake
3	5011 974AA	1							CALIPER, Disc Brake Right
	5011 975AA	1							Left
4	4126 879	1							BLEEDER SCREW, Brake
5	4126 733	1							CAP, Bleeder
6	5011 981AA	1							PIN KIT, Disc Brake
7	5011 987AA	1							GREASE, Packet
8	5011 984AA	1							SEAL, Caliper Piston
9	5011 983AA	1							PISTON, Brake
10	5011 985AA	1							BOOT, Brake Piston
11	5209 8666	2							ROTOR, Brake
12	5011 980AA	1							BRACKET, Right or Left
13	5012 437AA	4							BOLT
-14	56041 509AA	1							SENSOR, Wheel Speed Left
	56041 308AA	1							Right
-15	56041 290AA	6							RETAINER, Brake Sensor Wire, ABS Sensor Cable to Brake Cable



JEEP GRAND CHEROKEE (WJ)

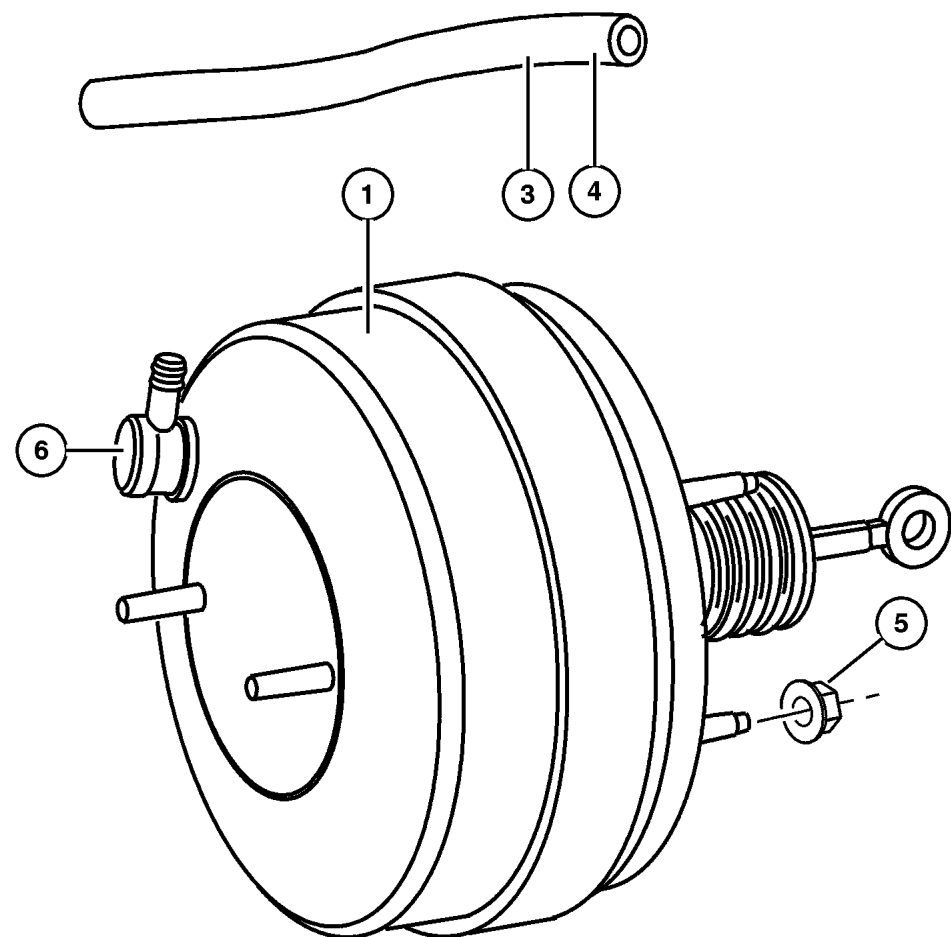
SERIES	LINE	BODY	ENGINE	TRANSMISSION
H = Laredo	J = 4WD	74 = 4 Door	ERH = 4.0L, Power Tech I-6	DGK = 4 Speed Auto, 42RE
M = Sport	T = 2WD		EVA = 4.7L Power Tech V8	DGQ = 5 Speed Auto, 45RFE
P = Limited			EVC = 4.7L HO V8 MPI	DG0 = All Automatic Trans
S = Overland			ER0 = All 4.0L 6 Cyl Gas	
			EVO = All 4.7L Gas	

AR = Use as required - = Non illustrated part # = New this model year

October 1, 2003

**Power Brake Booster  
Figure 005-310**

ITEM	PART NUMBER	QTY	LINE	SERIES	BODY	ENGINE	TRANS	TRIM	DESCRIPTION
Note:Sales Codes;									
[ER0]=Engines - All 4.0L 6 Cylinder Gas									
[EVO]=Engines - All 4.7L Gas									
1	5011 261AB	1							BOOSTER, Power Brake, Includes item 5
-2	5012 506AA	1							GASKET, Booster to Firewall, Mounting
3	5212 8097	1							HOSE, Brake Vacuum, [ER0]
4	HFV00 516AB	1							HOSE, Fuel And Vapor, 25 Foot Roll 5/16", [EVO]
5	6100 517	4							NUT, Hex Flange Lock, Booster to Firewall, Mounting
6	5011 263AA	1							VALVE, Check, Elbow, With Grommet



**JEEP GRAND CHEROKEE (WJ)**

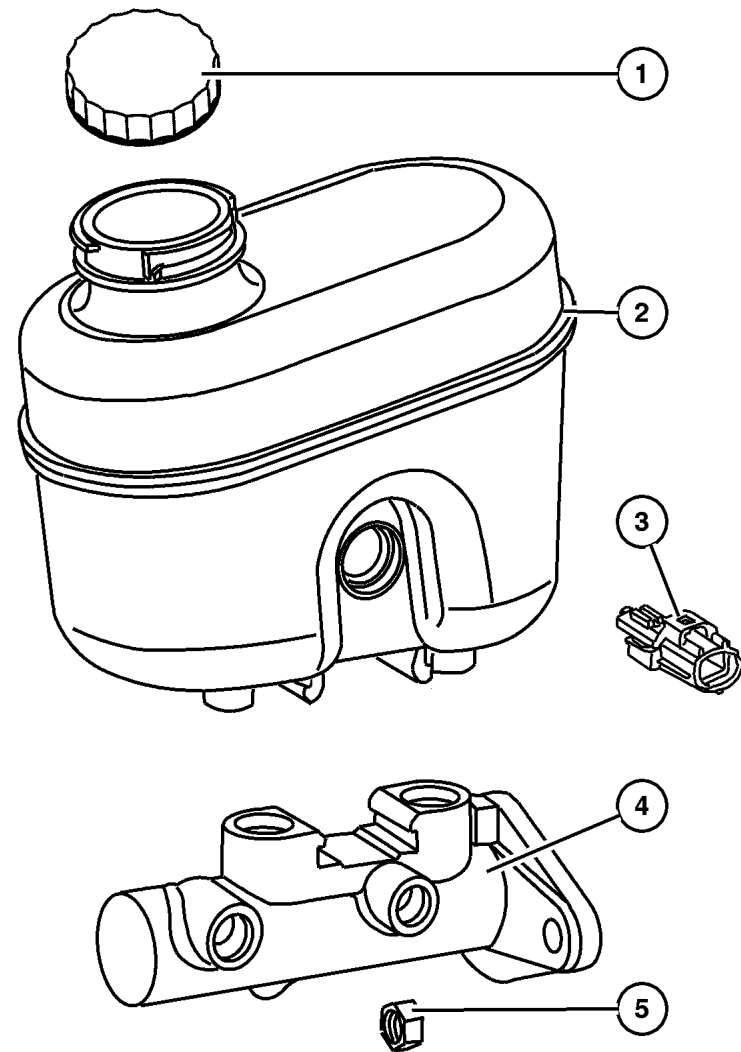
SERIES	LINE	BODY	ENGINE	TRANSMISSION
H = Laredo	J = 4WD	74 = 4 Door	ERH = 4.0L, Power Tech I-6	DGK = 4 Speed Auto, 42RE
M = Sport	T = 2WD		EVA = 4.7L Power Tech V8	DGQ = 5 Speed Auto, 45RFE
P = Limited			EVC = 4.7L HO V8 MPI	DG0 = All Automatic Trans
S = Overland			ER0 = All 4.0L 6 Cyl Gas	
			EVO = All 4.7L Gas	

AR = Use as required - = Non illustrated part # = New this model year

October 1, 2003

Master Cylinder, Brake  
Figure 005-410

ITEM	PART NUMBER	QTY	LINE	SERIES	BODY	ENGINE	TRANS	TRIM	DESCRIPTION
1	5014 518AA	1							CAP, Master Cylinder Reservoir
2	5011 262AA	1							RESERVOIR, Brake Master Cylinder, Includes Items 1,3
3	5013 903AA	1							SENSOR, Brake Fluid Level
4	5011 260AA	1							MASTER CYLINDER, Brake
5	6101 467	2							NUT, Hex Flange, M8x1.25, Master Cylinder to Booster, Mounting



JEEP GRAND CHEROKEE (WJ)

SERIES  
H = Laredo  
M = Sport  
P = Limited  
S = Overland

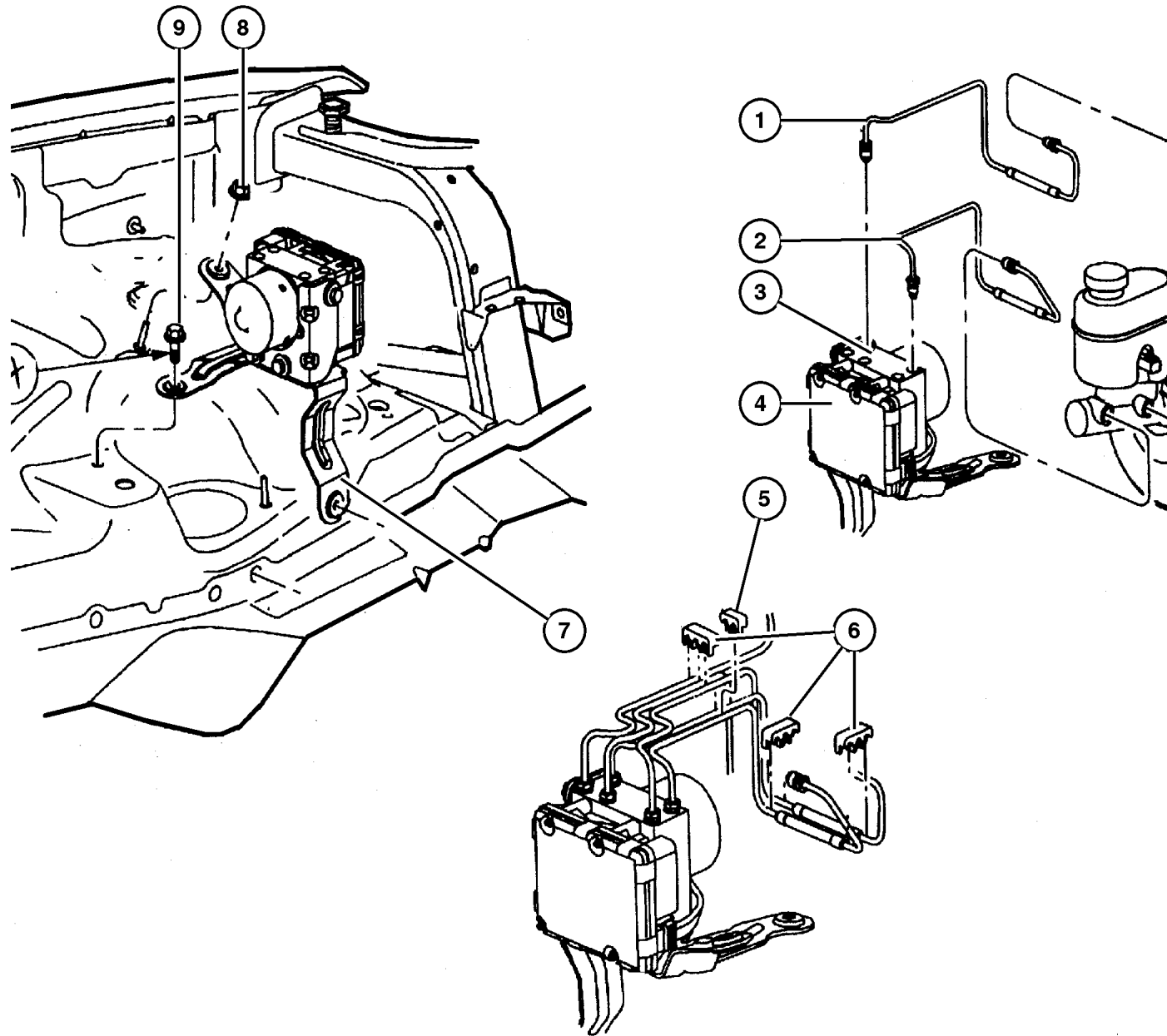
LINE  
J = 4WD  
T = 2WD

BODY  
74 = 4 Door

ENGINE  
ERH = 4.0L, Power Tech I-6  
EVA = 4.7L Power Tech V8  
EVC = 4.7L HO V8 MPI  
ER0 = All 4.0L 6 Cyl Gas  
EV0 = All 4.7L Gas

TRANSMISSION  
DGK = 4 Speed Auto, 42RE  
DGQ = 5 Speed Auto, 45RFE  
DG0 = All Automatic Trans

## Hydraulic Control Unit Figure 005-420



ITEM	PART NUMBER	QTY	LINE	SERIES	BODY	ENGINE	TRANS	TRIM	DESCRIPTION
1	#52080 409AA	1							HOSE, Brake, Primary
2	#52080 410AA	1							HOSE, Brake, Secondary
3	5066 657AA	1							CONTROL UNIT, Anti-Lock Brake
4	5066 653AA	1							MODULE, Anti-lock Brakes
5	5200 8940	1							CLIP, Brake Line, 2-Way, Mounting
6	5200 9163	3							CLIP, Brake Line, 3-Way, Mounting
7	5011 257AA	1	J						BRACKET, Hydraulic Control Unit, Mounting
8	3420 1711	1							NUT, Hex Flange, M8x1.25, HCU Bracket, Mounting
9	6505 923AA	2							BOLT, HCU Bracket, Mounting
-10	6101 838	2	J						SCREW, Hex Head, HCU Bracket to Sill, Mounting

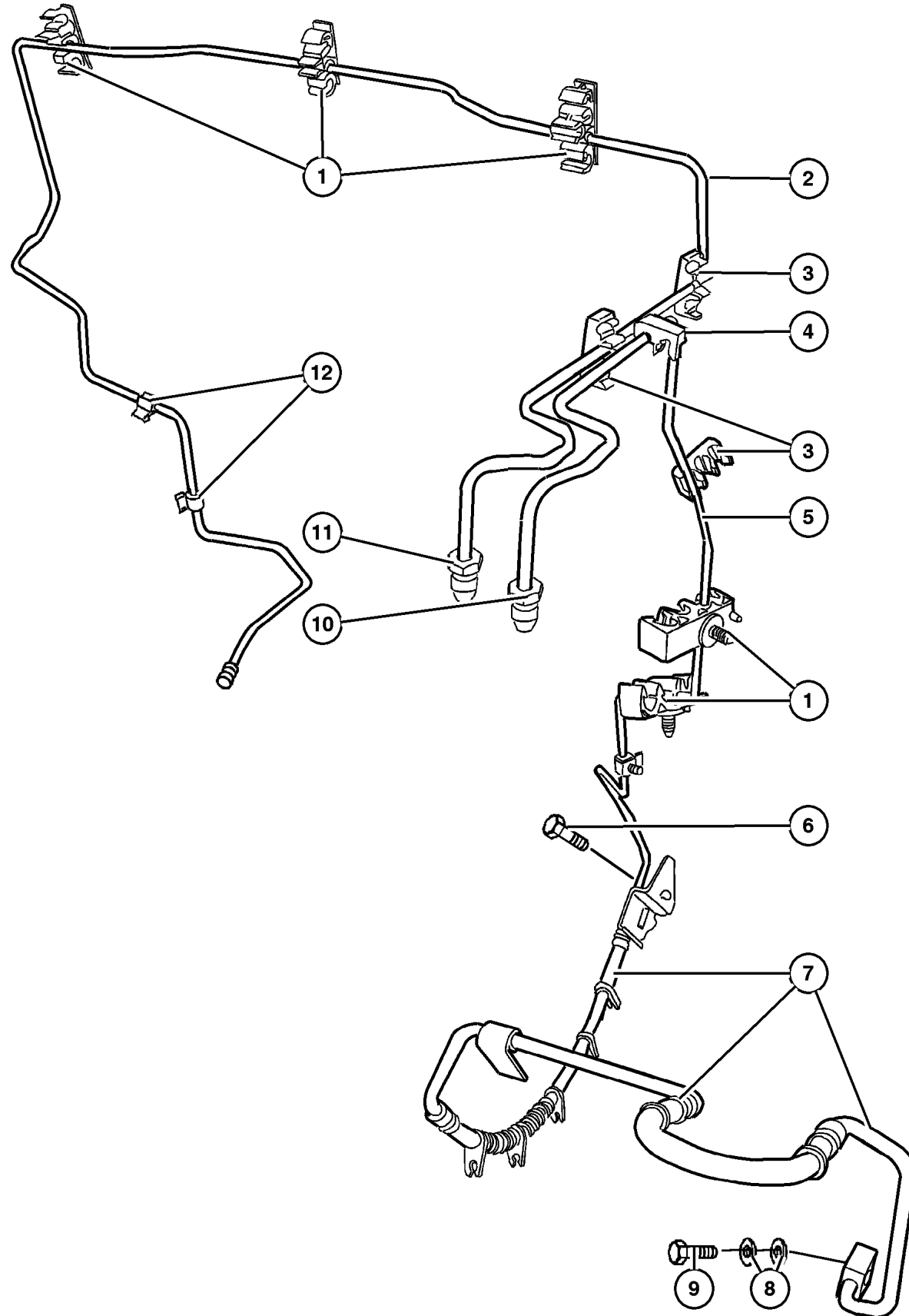
### JEEP GRAND CHEROKEE (WJ)

SERIES	LINE	BODY	ENGINE	TRANSMISSION
H = Laredo	J = 4WD	74 = 4 Door	ERH = 4.0L, Power Tech I-6	DGK = 4 Speed Auto, 42RE
M = Sport	T = 2WD		EVA = 4.7L Power Tech V8	DGQ = 5 Speed Auto, 45RFE
P = Limited			EVC = 4.7L HO V8 MPI	DG0 = All Automatic Trans
S = Overland			ER0 = All 4.0L 6 Cyl Gas	
			EVO = All 4.7l Gas	

AR = Use as required - = Non illustrated part # = New this model year

October 1, 2003

**Brake Lines and Hoses,Front  
Figure 005-510**



ITEM	PART NUMBER	QTY	LINE	SERIES	BODY	ENGINE	TRANS	TRIM	DESCRIPTION
1	5212 8214	3							CLIP, Brake Line, To Plenum-2-Way
2	52128 366AB	1							TUBE, Brake, Right
3	5200 9163	3							CLIP, Brake Line, 3-Way, Mounting
4	5200 8940	1							CLIP, Brake Line, 2-Way, Mounting
5	52128 441AA	1							TUBE, Brake, HCU to Front Brake
6									Hose, Left
	J420 0158	2							BOLT Brake Hose to Spring Seat, Mounting
7									Brake Hose to Sill, Mounting
	52128 092AB	1							HOSE, Brake Right
	52128 093AB	1							Left
8	J323 7672	8							GASKET, Brake Hose To Caliper, Mounting
9	6035 832	4							BOLT, Banjo, Brake Hose to Caliper, Mounting
10	3200 0411	1							NUT, Brake Line, To HCU
11	6503 399	1							NUT, Brake Line, To HCU
12	5200 9234	3							FASTENER, Push Pin, Brake Tube to Sill, Mounting

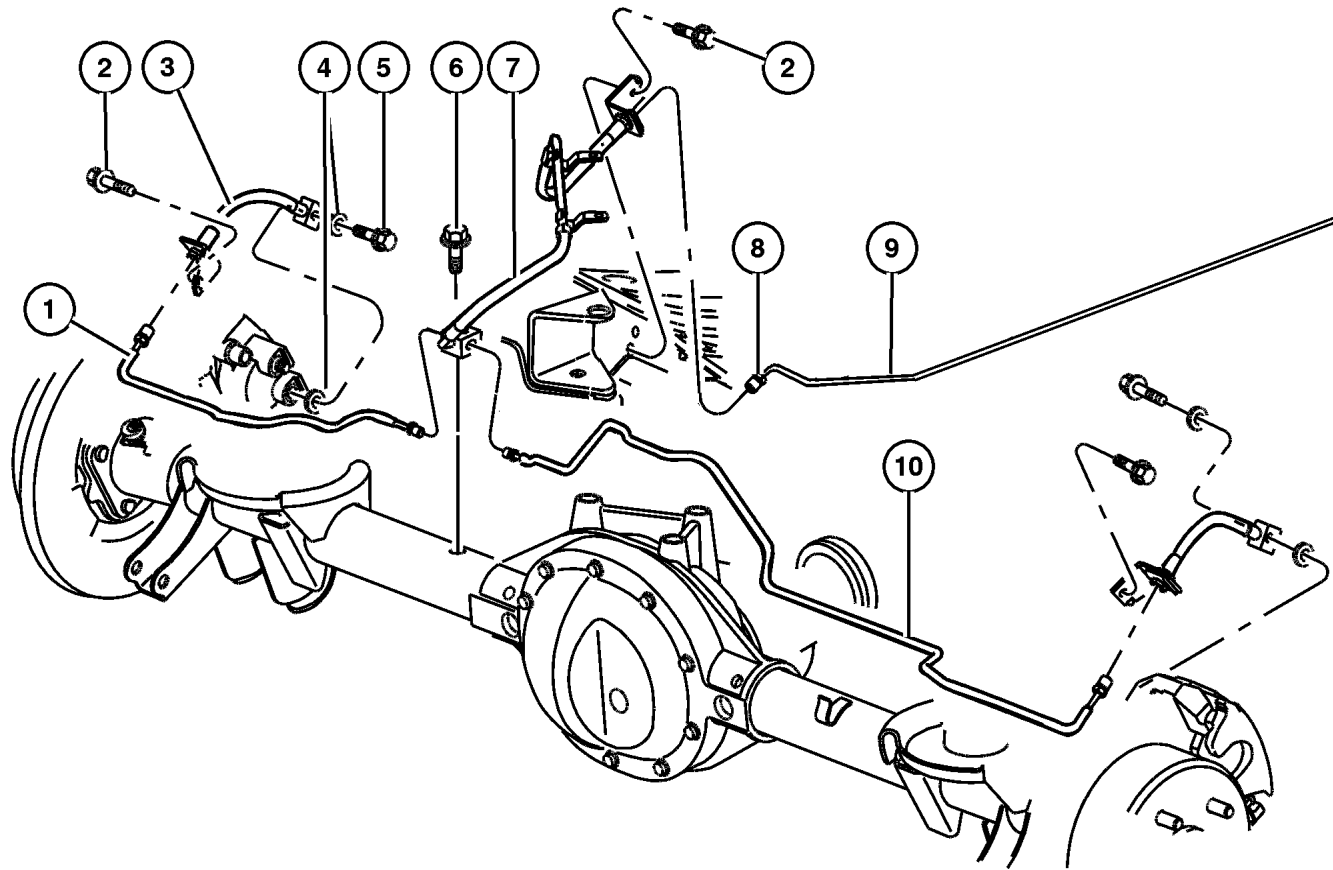
**JEEP GRAND CHEROKEE (WJ)**

SERIES	LINE	BODY	ENGINE	TRANSMISSION
H = Laredo	J = 4WD	74 = 4 Door	ERH = 4.0L, Power Tech I-6	DGK = 4 Speed Auto, 42RE
M = Sport	T = 2WD		EVA = 4.7L Power Tech V8	DGQ = 5 Speed Auto, 45RFE
P = Limited			EVC = 4.7L HO V8 MPI	DG0 = All Automatic Trans
S = Overland			ER0 = All 4.0L 6 Cyl Gas	
			EVO = All 4.7l Gas	

AR = Use as required - = Non illustrated part # = New this model year

October 1, 2003

**Brake Lines and Hoses, Rear and Chassis  
Figure 005-520**



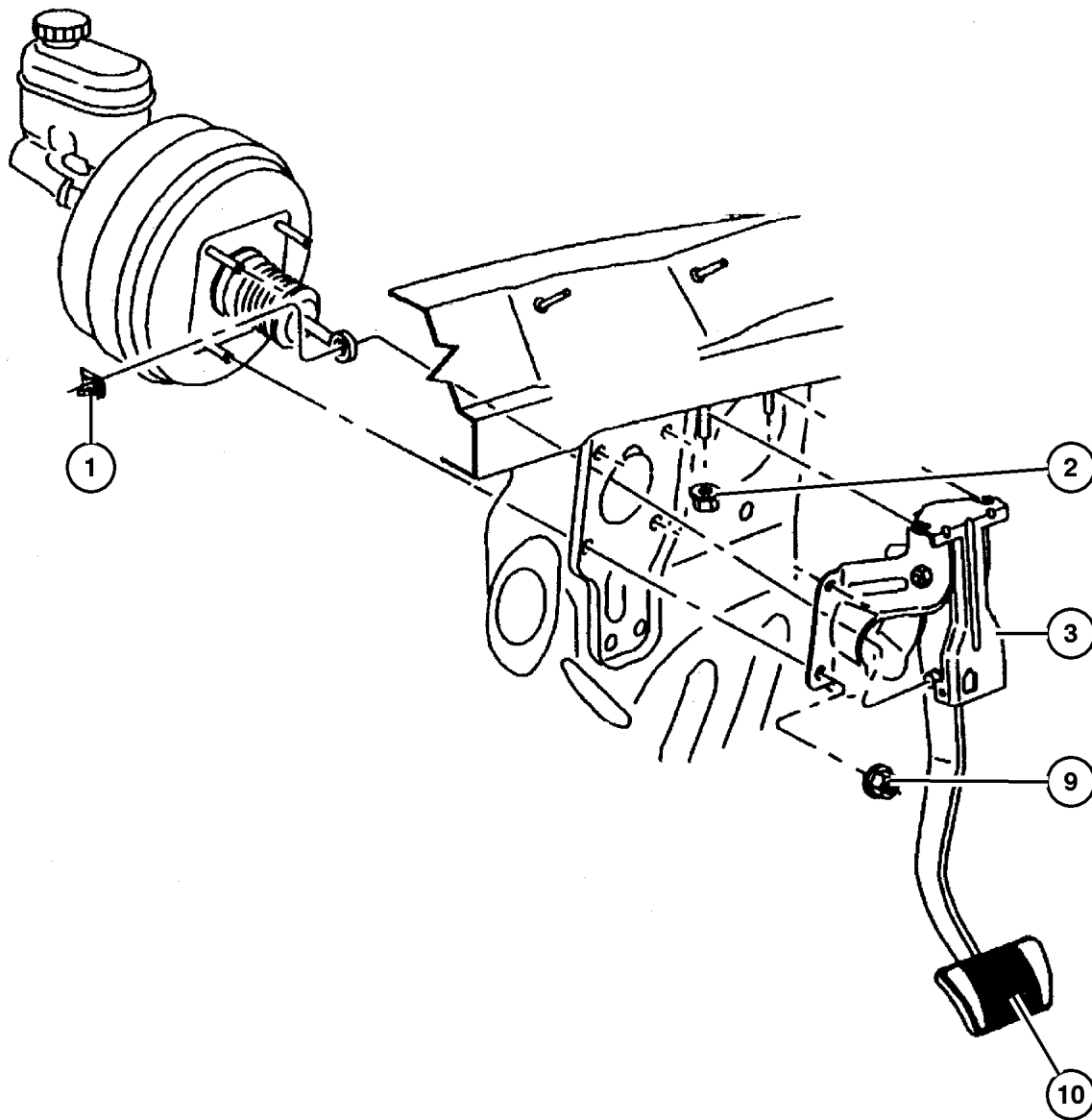
ITEM	PART NUMBER	QTY	LINE	SERIES	BODY	ENGINE	TRANS	TRIM	DESCRIPTION
1	52128 440AA	1							TUBE, Brake, Left
2	J420 0158	2							BOLT Brake Hose to Spring Seat, Right or Left Brake Hose to Control Arm, Right or Left
3	5212 8094	1							HOSE, Brake Right
	5212 8095	1							Left
4	6035 886	8							GASKET, Brake Hose To Caliper, Right & Left
5	J400 6700	4							BOLT, Banjo, Right & Left
6	4137 696	1							SCREW, Brake Tee, .437-20x2.07
7	52128 096AB	1							HOSE, Brake, With Tee
8	6503 707	1							NUT, Brake Line
9	52128 438AC	1							TUBE, Brake, Rear
10	52128 439AA	1							TUBE, Brake, Right
-11	56041 308AA	1							SENSOR, Wheel Speed Right
	56041 509AA	1							Left

**JEEP GRAND CHEROKEE (WJ)**

SERIES	LINE	BODY	ENGINE	TRANSMISSION
H = Laredo	J = 4WD	74 = 4 Door	ERH = 4.0L, Power Tech I-6	DGK = 4 Speed Auto, 42RE
M = Sport	T = 2WD		EVA = 4.7L Power Tech V8	DGQ = 5 Speed Auto, 45RFE
P = Limited			EVC = 4.7L HO V8 MPI	DG0 = All Automatic Trans
S = Overland			ER0 = All 4.0L 6 Cyl Gas	
			EVO = All 4.7l Gas	

**Brake Pedals, Standard and Adjustable**  
**Figure 005-610**

ITEM	PART NUMBER	QTY	LINE	SERIES	BODY	ENGINE	TRANS	TRIM	DESCRIPTION
Note: Sales Codes;									
[XAM]=Pedals - Power Adjustable with Memory									
[XAP]=Pedals - Power Adjustable									
1	6035 334	1							CLIP, Brake Push Rod, Mounting
2	6100 050	2							NUT AND WASHER, Hex, M8x1.25, Pedal Bracket, Mounting
3	52128 148AD	1							PEDAL, Brake Without [XAM,XAP]
	52129 200AF	1							With [XAM,XAP]
-4	5073 040AA	1							HARNESS, With [XAM,XAP]
-5	5073 041AA	1							MOTOR, Adjustable Brake and Accelerator Pedal, With [XAM,XAP]
-6	5072 251AA	1							MODULE, Brake Pedal, With [XAM, XAP]
-7	4671 336	1							SWITCH, Stop Lamp, Without [XAM, XAP]
-8	5HU33 1DVAB	1							SWITCH, Adjustable Pedals With [XAM,XAP] DB
	5HU33 1L8AB	1							With [XAM,XAP] DV
	5HU33 1TMAB	1							With [XAM,XAP] L5 With [XAM,XAP] T5
9	6100 517	4							NUT, Hex Flange Lock, Booster to Firewall, Mounting
10	4779 027	1							PAD, Pedal



**JEEP GRAND CHEROKEE (WJ)**

SERIES	LINE	BODY	ENGINE	TRANSMISSION
H = Laredo	J = 4WD	74 = 4 Door	ERH = 4.0L, Power Tech I-6	DGK = 4 Speed Auto, 42RE
M = Sport	T = 2WD		EVA = 4.7L Power Tech V8	DGQ = 5 Speed Auto, 45RFE
P = Limited			EVC = 4.7L HO V8 MPI	DG0 = All Automatic Trans
S = Overland			ER0 = All 4.0L 6 Cyl Gas	
			EVO = All 4.7l Gas	

AR = Use as required - = Non illustrated part # = New this model year

October 1, 2003

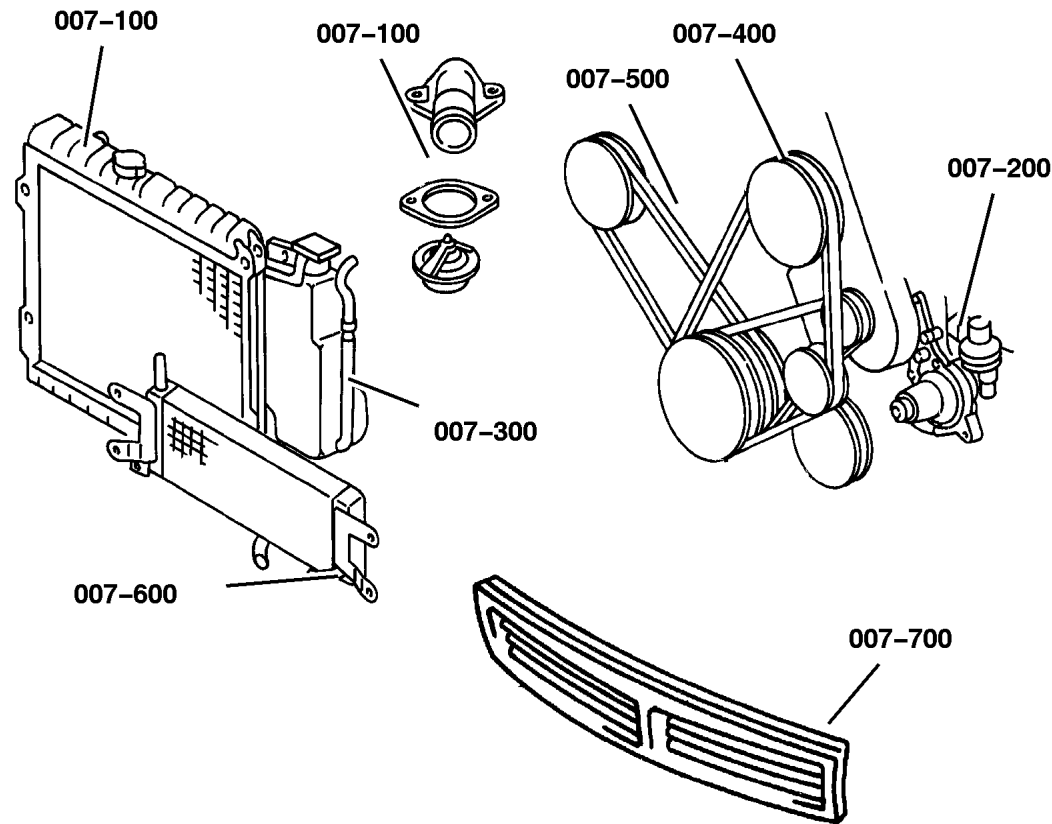
# Group – 007

## Cooling

### GROUP 7 - Cooling

Illustration Title

Group-Fig. No.



#### Radiator and Related Parts

Radiator and Related Parts 4.0L Engine .....	Fig. 007-150
Radiator and Related Parts 4.7L Engine .....	Fig. 007-160
Radiator Upper Support .....	Fig. 007-170

#### Water Pump and Related Parts

Water Pump and Related Parts 4.0L Engine .....	Fig. 007-210
Water Pump and Related Parts 4.7L Engine .....	Fig. 007-220

#### Tank, Coolant Engine

Coolant Tank, 4.0,4.7L Engine .....	Fig. 007-310
-------------------------------------	--------------

#### Pulleys and Related Parts

Drive Pulleys 4.0L Engine .....	Fig. 007-420
Drive Pulleys 4.7L Engine .....	Fig. 007-430

#### Drive Belts


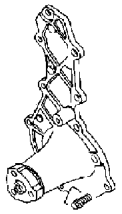
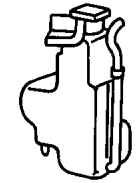
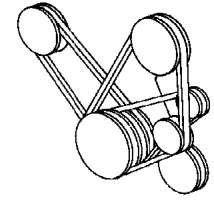

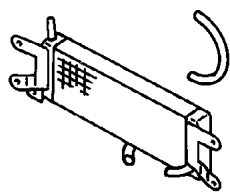
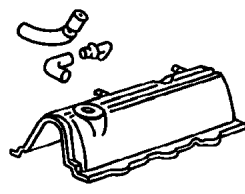
Drive Belts 4.0L and 4.7L Engines .....	Fig. 007-520
---	--------------

#### Lines, Transmission Oil Cooler

Oil Cooler and Lines 4.0L Engines .....	Fig. 007-610
Oil Cooler and Lines 4.7L Engine .....	Fig. 007-620

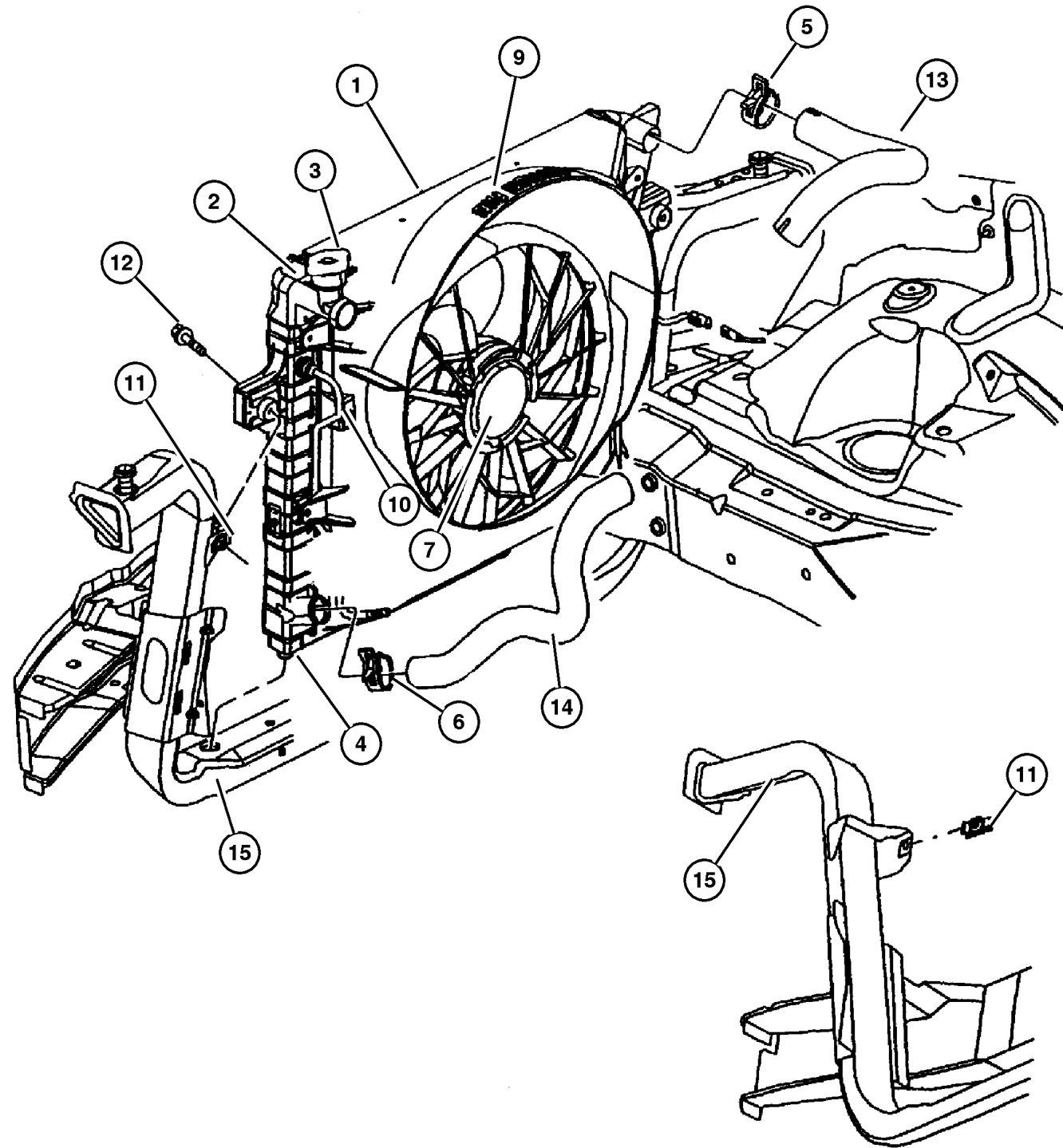
#### Grilles

Grille and Related Parts .....	Fig. 007-720
--------------------------------	--------------

<p><b>007-100</b> Radiator and Related Parts</p> 	<p><b>007-200</b> Water Pump and Related Parts</p> 	<p><b>007-300</b> Tank, Coolant Engine</p> 	<p><b>007-400</b> Pulleys and Related Parts</p> 
<p><b>007-500</b> Drive Belts</p> 	<p><b>007-600</b> Lines, Transmission Oil Cooler</p> 	<p><b>007-700</b> Grilles</p> 	



## Radiator and Related Parts 4.0L Engine Figure 007-150



ITEM	PART NUMBER	QTY	LINE	SERIES	BODY	ENGINE	TRANS	TRIM	DESCRIPTION
Note: Sales Code ER0 = 4.0L Engine									
Note: Sales Code DG0 = All Auto Trans									
1	55115 918AC	1				ER0	DG0		CONDENSER, Air Conditioning
2	52079 428AB	1				ER0	DG0		RADIATOR, Engine Cooling
3	52079 799AA	1				ER0	DG0		CAP, Radiator
4	5207 9419	2				ER0	DG0		ISOLATOR, Radiator, Left
5	52079 632AA	1				ER0	DG0		CLAMP, Oil Cooler Tube
6	52079 632AA	1				ER0	DG0		CLAMP, Oil Cooler Tube
7									FAN, Cooling
	52079 528AB	1				ER0	DG0		without Trailer Tow
	52079 984AA	1				ER0			with Trailer Tow
-8	55116 813AA	1				ER0			VISCOUS CLUTCH, Fan Drive
9	52079 489AB	1				ER0	DG0		SHROUD, Fan
10									TUBE, Oil Cooler
	52079 432AB	1				ER0	DG0		Pressure
	52079 753AB	1				ER0	DG0		Return
11	6505 172AA	4				ER0	DG0		U-NUT, M6x1.00
12	6102 117AA	4				ER0	DG0		SCREW AND WASHER, Hex Head, M6x1x20
13	52079 406AC	1				ER0			HOSE, Radiator Inlet
14	52079 401AB	1				ER0			HOSE, Radiator Outlet
15	55135 870AE	1							CROSSMEMBER, Radiator
-16	53020 547AC	1				ER0			GASKET, Thermostat
-17	5300 6192	1				ER0			HOUSING, Thermostat
-18	52028 186AB	1				ER0			THERMOSTAT, 195 Degrees

### JEEP GRAND CHEROKEE (WJ)

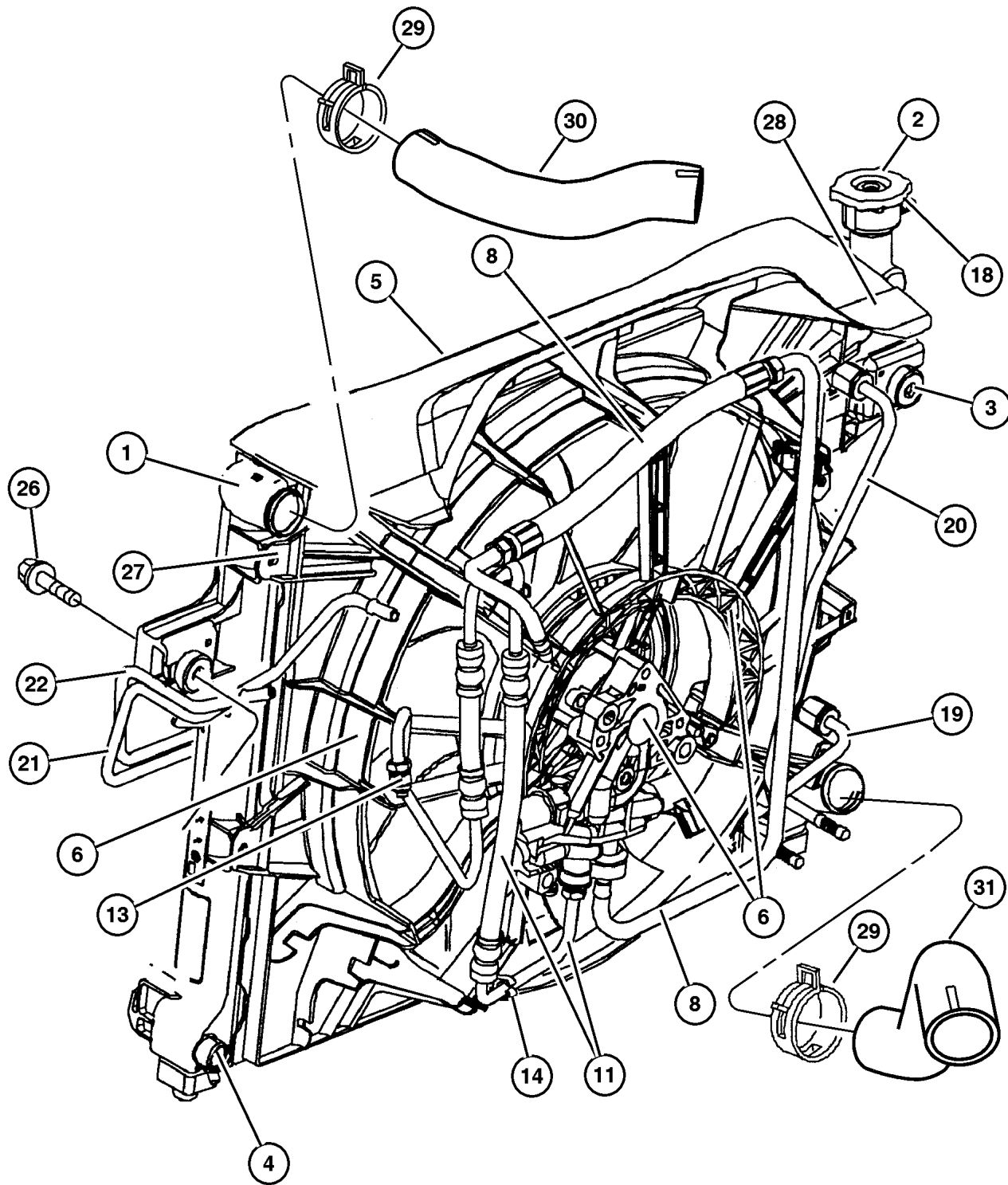
SERIES	LINE	BODY	ENGINE	TRANSMISSION
H = Laredo	J = 4WD	74 = 4 Door	ERH = 4.0L, Power Tech I-6	DGK = 4 Speed Auto, 42RE
M = Sport	T = 2WD		EVA = 4.7L Power Tech V8	DGQ = 5 Speed Auto, 45RFE
P = Limited			EVC = 4.7L HO V8 MPI	DG0 = All Automatic Trans
S = Overland			ER0 = All 4.0L 6 Cyl Gas	
			EVO = All 4.7L Gas	

AR = Use as required - = Non illustrated part # = New this model year

October 1, 2003

## Radiator and Related Parts 4.7L Engine Figure 007-160

ITEM	PART NUMBER	QTY	LINE	SERIES	BODY	ENGINE	TRANS	TRIM	DESCRIPTION
Note:									
ER0 = All 4.0L Engines									
EVO = All 4.7L Engine									
1	52079 883AB	1				EVO			RADIATOR, Engine Cooling
2	55116 897AA	1				EVO			CAP, Radiator
3									ISOLATOR, Radiator
	5207 9419	2				EVO			Upper
	52079 884AA	2				EVO			Sides
4	5202 8466	1				EVO			DRAINCOCK, Radiator
5	55115 918AC	1				EVO			CONDENSER, Air Conditioning
6	52079 860AA	1				EVO			SHROUD, Fan
-7	5102 210AA	1				EVO			SOLENOID, Hydraulic Fan Control
8	5019 708AB	1				EVO			HOSE PACKAGE, Hydraulic Fan
-9	52088 914AA	1				EVO			FITTING, Quick Disconnect
-10	5019 705AA	1				EVO			O RING
11	52089 505AD	1				EVO			HOSE, Power Steering Pressure
-12									NUT, M16x1.5, (NOT SERVICED) (Not Serviced)
13	5205 254	2				EVO			O RING, Power Steering Hose
14	52079 929AB	2				EVO			CLIP, Line
-15	52080 135AA	1				EVO			HARNES, Jumper
-16	52079 632AA	1				EVO			CLAMP, Oil Cooler Tube
-17	4026 139	1				EVO			HOSE, Oil Cooler
18									HOSE, Drain, (NOT SERVICED) (Not Serviced)
19	52079 861AA	1				EVO			TUBE, Oil Cooler, Cooling, Pressure
20	52079 862AA	1				EVO			TUBE, Oil Cooler, Cooling, Return
21	52079 892AD	1				EVO			TUBE, Oil Cooler, Power Steering, Pressure
22	52079 893AD	1				EVO			TUBE, Oil Cooler, Power Steering, Return
-23	52079 948AB	1				EVO			COOLER, Power Steering
-24	4546 594	1				EVO			SLEEVE, Braided Expandable
-25	6505 172AA	4				EVO			U-NUT, M6x1.00
26	6102 117AA	4				EVO			SCREW AND WASHER, Hex Head, M6x1x20
27	J400 4262	4				ER0	DG0		PIN, Push, .15x.41
28	5303 0960	1				EVO			LABEL, Belt Routing
29	5200 5580	1				ER0, EVO			CLAMP, Hose to Radiator
30	55116 792AA	1				EVO			HOSE, Radiator Inlet



### JEEP GRAND CHEROKEE (WJ)

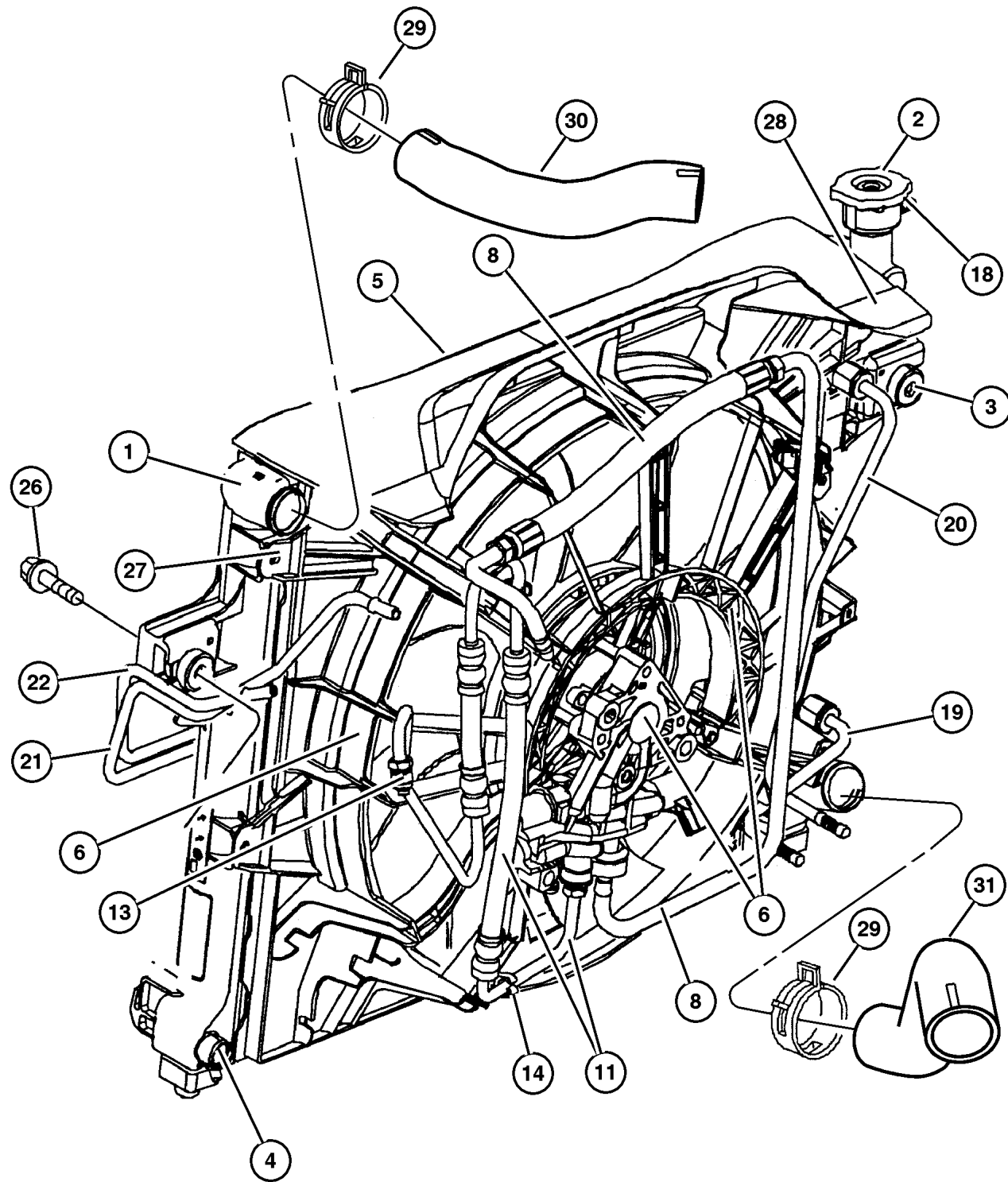
SERIES	LINE	BODY	ENGINE	TRANSMISSION
H = Laredo	J = 4WD	74 = 4 Door	ERH = 4.0L, Power Tech I-6	DGK = 4 Speed Auto, 42RE
M = Sport	T = 2WD		EVA = 4.7L Power Tech V8	DGQ = 5 Speed Auto, 45RFE
P = Limited			EVC = 4.7L HO V8 MPI	DG0 = All Automatic Trans
S = Overland			ER0 = All 4.0L 6 Cyl Gas	
			EVO = All 4.7L Gas	

AR = Use as required - = Non illustrated part # = New this model year

October 1, 2003

**Radiator and Related Parts 4.7L Engine  
Figure 007-160**

ITEM	PART NUMBER	QTY	LINE	SERIES	BODY	ENGINE	TRANS	TRIM	DESCRIPTION
31	52079 873AA	1				EVO			HOSE, Radiator Outlet



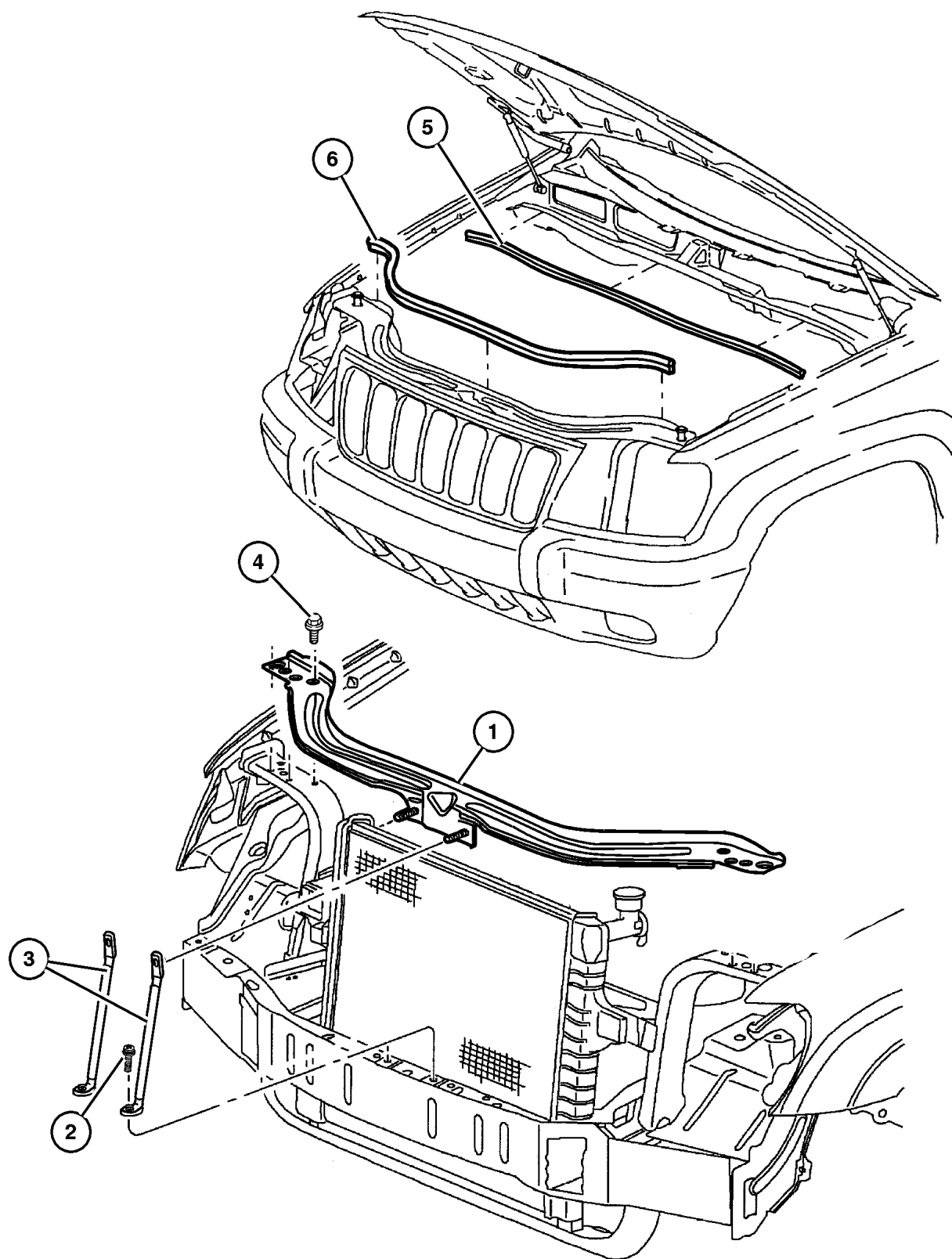
**JEEP GRAND CHEROKEE (WJ)**

SERIES	LINE	BODY	ENGINE	TRANSMISSION
H = Laredo	J = 4WD	74 = 4 Door	ERH = 4.0L, Power Tech I-6	DGK = 4 Speed Auto, 42RE
M = Sport	T = 2WD		EVA = 4.7L Power Tech V8	DGQ = 5 Speed Auto, 45RFE
P = Limited			EVC = 4.7L HO V8 MPI	DG0 = All Automatic Trans
S = Overland			ER0 = All 4.0L 6 Cyl Gas	
			EVO = All 4.7L Gas	

AR = Use as required - = Non illustrated part # = New this model year

October 1, 2003

## Radiator Upper Support Figure 007-170



ITEM	PART NUMBER	QTY	LINE	SERIES	BODY	ENGINE	TRANS	TRIM	DESCRIPTION
1	5207 9416	1							CROSSMEMBER, Radiator
2									SCREW, Round Head, M6x1x25, (NOT SERVICED) (Not Serviced)
3	55136 273AB	2							BRACE, Radiator Crossmember
4	6505 814AA	4							SCREW, M8x1.25x20
5	55135 392AC	1							SEAL, Hood To Plenum
6	55135 398AC	1							SEAL, Hood
-7									BRACKET, Radiator, Support to Sill
	55136 170AC	1							Right
	55136 171AC	1							Left

### JEEP GRAND CHEROKEE (WJ)

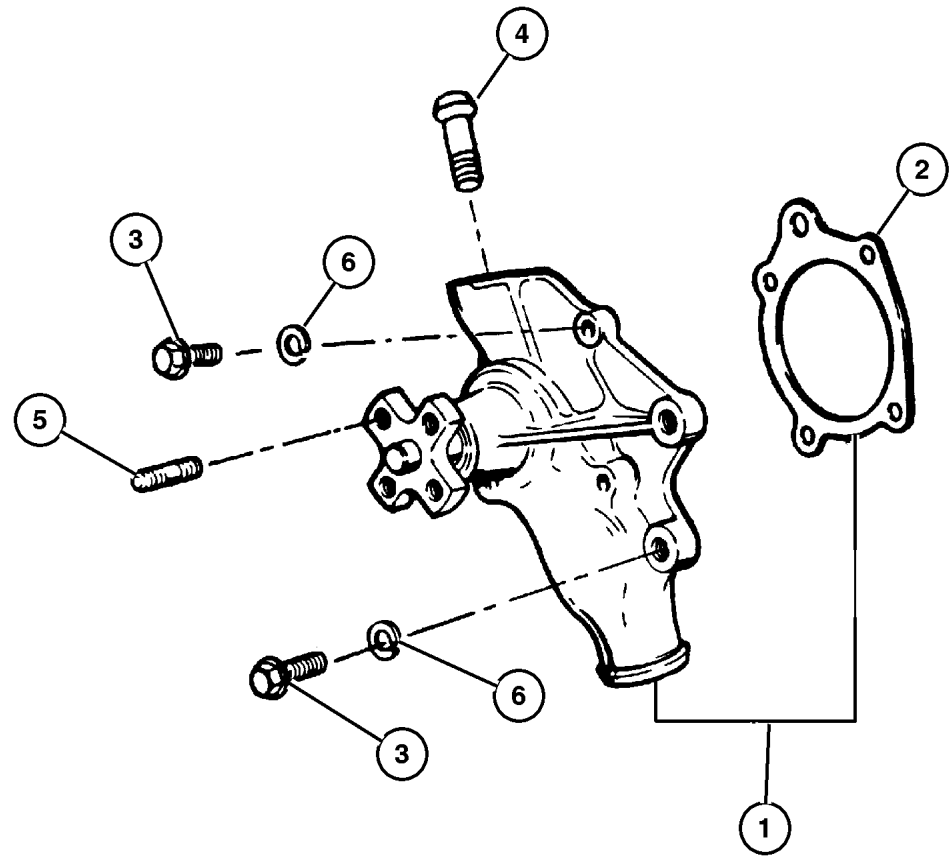
SERIES	LINE	BODY	ENGINE	TRANSMISSION
H = Laredo	J = 4WD	74 = 4 Door	ERH = 4.0L, Power Tech I-6	DGK = 4 Speed Auto, 42RE
M = Sport	T = 2WD		EVA = 4.7L Power Tech V8	DGQ = 5 Speed Auto, 45RFE
P = Limited			EVC = 4.7L HO V8 MPI	DG0 = All Automatic Trans
S = Overland			ER0 = All 4.0L 6 Cyl Gas	
			EVO = All 4.7L Gas	

AR = Use as required - = Non illustrated part # = New this model year

October 1, 2003

**Water Pump and Related Parts 4.0L Engine  
Figure 007-210**

ITEM	PART NUMBER	QTY	LINE	SERIES	BODY	ENGINE	TRANS	TRIM	DESCRIPTION
Note: Sales Code ER0 = 4.0L Engine									
1	5012 366AC	1				ER0			PUMP PACKAGE, Water
2	53010 419AB	1				ER0			GASKET, Water Pump
3	6036 004AA	4				ER0			SCREW
4	5300 7978	1				ER0			TUBE, Water Pump Heater Return
5									STUD, .312-18/.312-24x1.250, (NOT SERVICED) (Not Serviced)
6	5013 014AA	1	J			ER0			WASHER

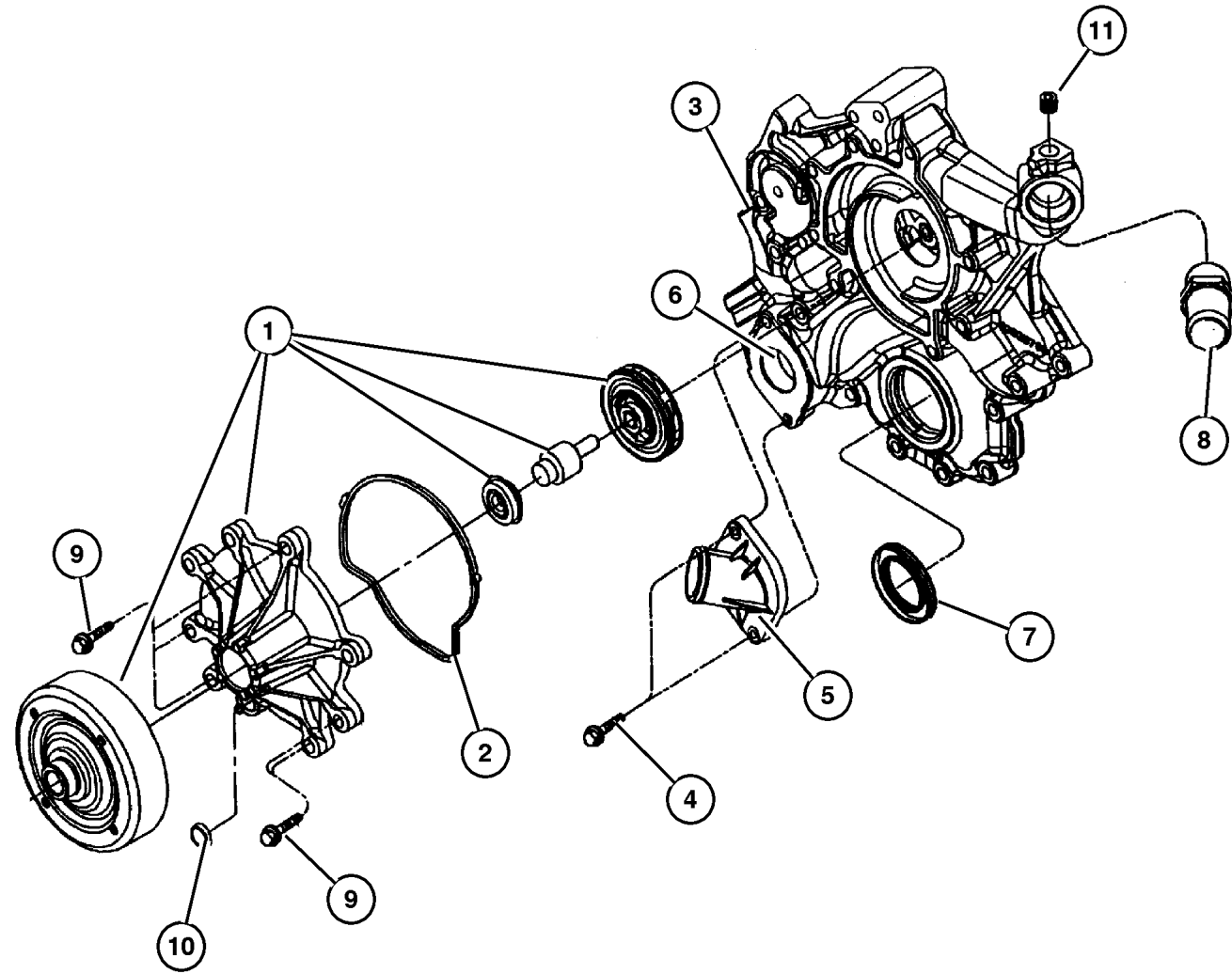


<b>JEEP GRAND CHEROKEE (WJ)</b>				
SERIES	LINE	BODY	ENGINE	TRANSMISSION
H = Laredo	J = 4WD	74 = 4 Door	ERH = 4.0L, Power Tech I-6	DGK = 4 Speed Auto, 42RE
M = Sport	T = 2WD		EVA = 4.7L Power Tech V8	DGQ = 5 Speed Auto, 45RFE
P = Limited			EVC = 4.7L HO V8 MPI	DG0 = All Automatic Trans
S = Overland			ER0 = All 4.0L 6 Cyl Gas	
			EVO = All 4.7l Gas	

AR = Use as required - = Non illustrated part # = New this model year

October 1, 2003

**Water Pump and Related Parts 4.7L Engine  
Figure 007-220**



ITEM	PART NUMBER	QTY	LINE	SERIES	BODY	ENGINE	TRANS	TRIM	DESCRIPTION
Note: Sales Code EVO = 4.7L Engine									
1	53021 187AA	1				EVO			PUMP, Water
2	5302 0865	1				EVO			GASKET, Water Pump
3	6035 854	2				EVO			FITTING, Y-Style
4	6505 502AA	2				EVO			SCREW
5	53020 887AB	1				EVO			HOUSING, Thermostat
6	52079 476AB	1				EVO			THERMOSTAT, with Seal
7	53021 313AA	1				EVO			SEAL, Crankshaft Oil, Front
8									PIPE FITTING, Chain Case Cover, .375-18x2, (NOT SERVICED) (Not Serviced)
9	6102 380AA	5				EVO			SCREW, Hex Flange Head
10									PLUG, (NOT SERVICED) (Not Serviced)
11									PLUG, (NOT SERVICED) (Not Serviced)

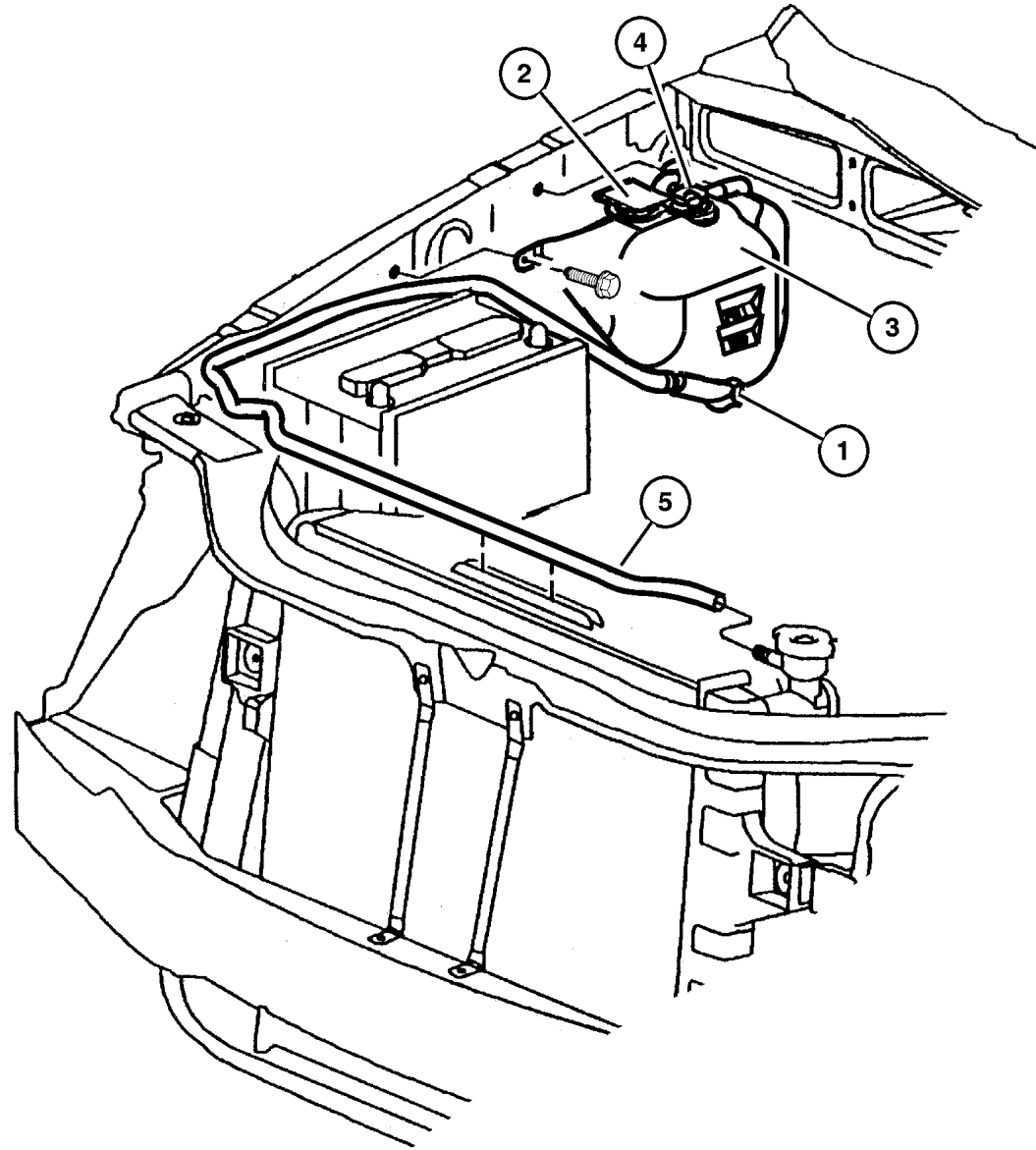
**JEEP GRAND CHEROKEE (WJ)**

SERIES	LINE	BODY	ENGINE	TRANSMISSION
H = Laredo	J = 4WD	74 = 4 Door	ERH = 4.0L, Power Tech I-6	DGK = 4 Speed Auto, 42RE
M = Sport	T = 2WD		EVA = 4.7L Power Tech V8	DGQ = 5 Speed Auto, 45RFE
P = Limited			EVC = 4.7L HO V8 MPI	DG0 = All Automatic Trans
S = Overland			ER0 = All 4.0L 6 Cyl Gas	
			EVO = All 4.7L Gas	

AR = Use as required - = Non illustrated part # = New this model year

October 1, 2003

**Coolant Tank, 4.0,4.7L Engine  
Figure 007-310**



ITEM	PART NUMBER	QTY	LINE	SERIES	BODY	ENGINE	TRANS	TRIM	DESCRIPTION
Note: Sales Code ER0 = 4.0L Engine									
Note: Sales Code EV0 = 4.7L Engine									
1									GROMMET
	5202 8254	1				ER0			
		1				EV0			
2	5207 9331	1				ER0			CAP, Coolant Reserve Tank
3									BOTTLE, Coolant Recovery
	52079 461AB	1				ER0			
		1				EV0			
4	5207 9468	1				ER0			SENSOR, Coolant Level
5	4026 148	1				EV0			HOSE, Coolant Reserve Tank
-6	5601 8581	1				EV0			STRAP, Tie, Coolant Bottle - Bottle Assembly
-7									TUBE, Coolant Reserve Tank
	52079 858AA	1				ER0			
		1				EV0			

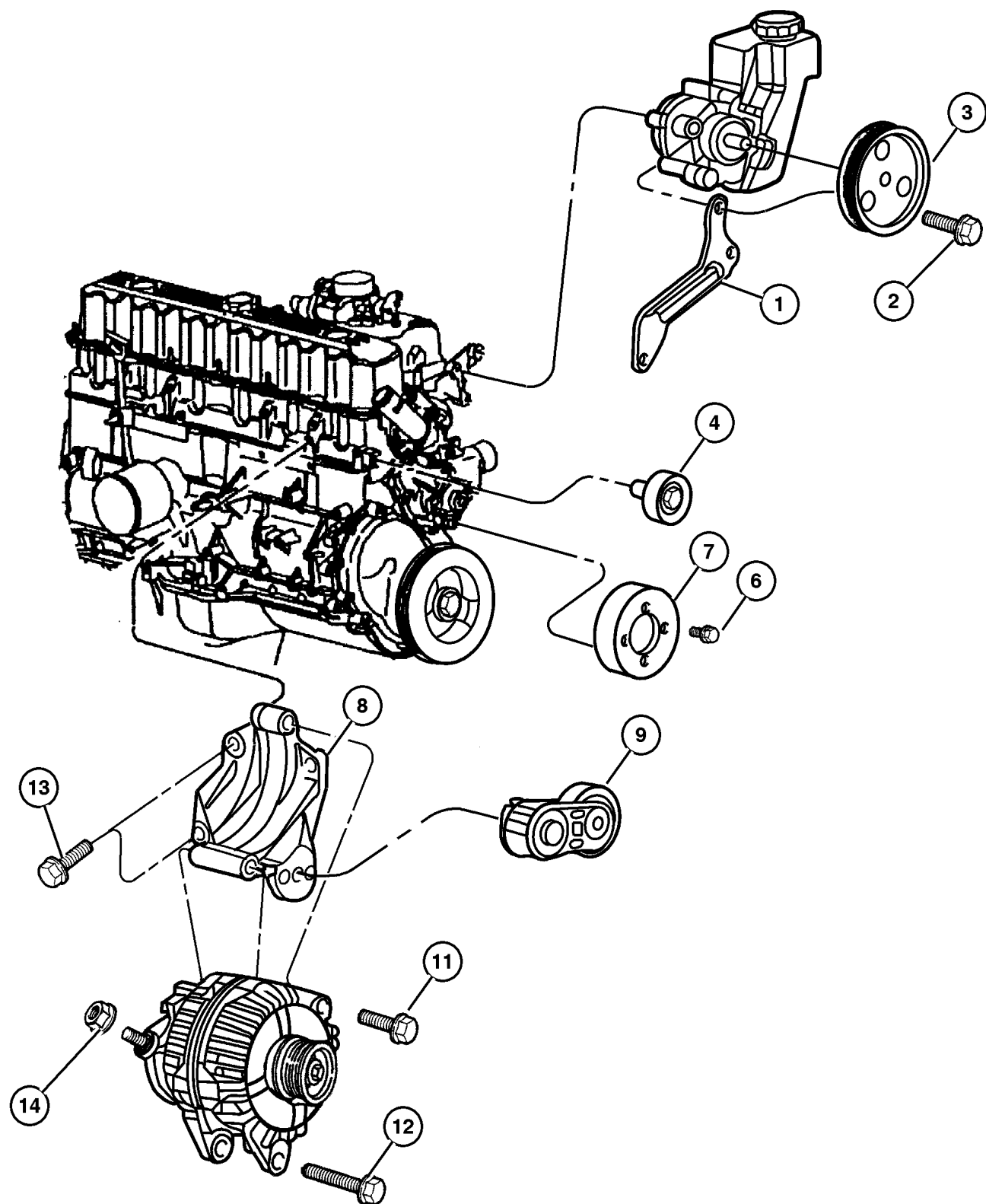
**JEEP GRAND CHEROKEE (WJ)**

SERIES	LINE	BODY	ENGINE	TRANSMISSION
H = Laredo	J = 4WD	74 = 4 Door	ERH = 4.0L, Power Tech I-6	DGK = 4 Speed Auto, 42RE
M = Sport	T = 2WD		EVA = 4.7L Power Tech V8	DGQ = 5 Speed Auto, 45RFE
P = Limited			EVC = 4.7L HO V8 MPI	DG0 = All Automatic Trans
S = Overland			ER0 = All 4.0L 6 Cyl Gas	
			EV0 = All 4.7L Gas	

AR = Use as required - = Non illustrated part # = New this model year

October 1, 2003

## Drive Pulleys 4.0L Engine Figure 007-420



ITEM	PART NUMBER	QTY	LINE	SERIES	BODY	ENGINE	TRANS	TRIM	DESCRIPTION
Note: Sales Code									
ER0 = All 4.0L Engines									
EVO = All 4.7L Engines									
1	4854 157	1				ER0			BRACE, Power Steering Pump
2	6502 425	3				ER0			SCREW AND WASHER, Hex Head, M8x1.25x95
3	53010 258AB	1				ER0, EVO			PULLEY, Power Steering Pump
4	4854 092	1				ER0			PULLEY, Idler
-5	0153 748	1				ER0			SCREW AND WASHER, Hex
6	6034 860	4				ER0			BOLT AND WASHER, Implement Attaching
7	4854 032	1				ER0			PULLEY, Water Pump
8	4854 026	1				ER0			BRACKET, Alternator
9	4854 089AB	1				ER0			TENSIONER, Alternator Belt
-10	6507 743AA	1				ER0			SCREW
11	6505 488AA	1				ER0			SCREW AND WASHER, Hex
12	6504 344	1				ER0			SCREW AND WASHER, Hex Head
13	0154 854AA	4				ER0			SCREW AND WASHER, Hex
14									NUT, M8x1.25, (NOT SERVICED) (Not Serviced)

### JEEP GRAND CHEROKEE (WJ)

SERIES	LINE	BODY	ENGINE	TRANSMISSION
H = Laredo	J = 4WD	74 = 4 Door	ERH = 4.0L, Power Tech I-6	DGK = 4 Speed Auto, 42RE
M = Sport	T = 2WD		EVA = 4.7L Power Tech V8	DGQ = 5 Speed Auto, 45RFE
P = Limited			EVC = 4.7L HO V8 MPI	DG0 = All Automatic Trans
S = Overland			ER0 = All 4.0L 6 Cyl Gas	
			EVO = All 4.7L Gas	

AR = Use as required - = Non illustrated part # = New this model year

October 1, 2003

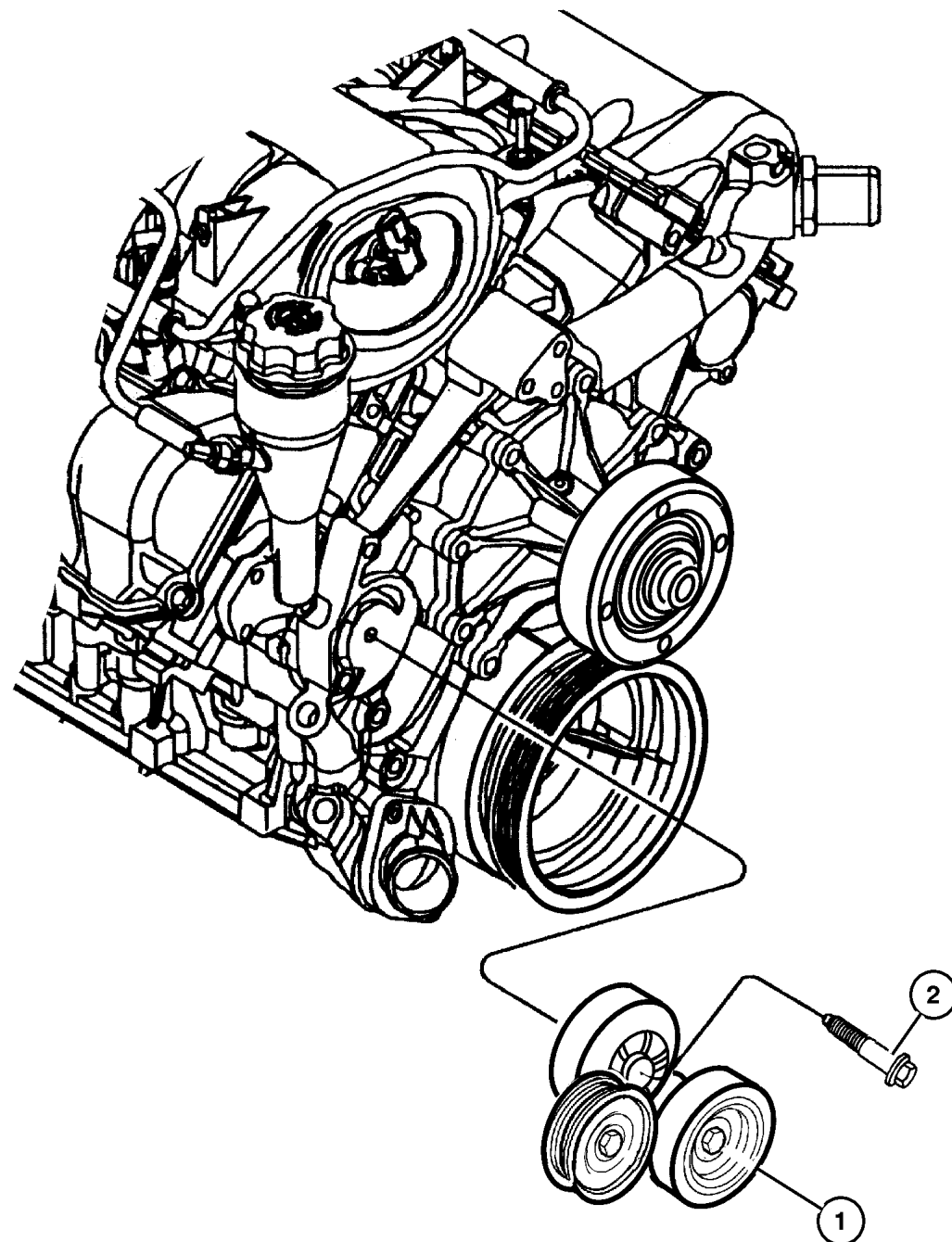


Drive Pulleys 4.7L Engine  
Figure 007-430

ITEM	PART NUMBER	QTY	LINE	SERIES	BODY	ENGINE	TRANS	TRIM	DESCRIPTION
------	-------------	-----	------	--------	------	--------	-------	------	-------------

Note: Sales Code EVO = 4.7L Engine

1	5303 0958	1				EVO			TENSIONER, Alternator Belt
2	6504 930AA	1				EVO			SCREW AND WASHER, Hex Head, M10x1.5x70



JEEP GRAND CHEROKEE (WJ)				
SERIES	LINE	BODY	ENGINE	TRANSMISSION
H = Laredo	J = 4WD	74 = 4 Door	ERH = 4.0L, Power Tech I-6	DGK = 4 Speed Auto, 42RE
M = Sport	T = 2WD		EVA = 4.7L Power Tech V8	DGQ = 5 Speed Auto, 45RFE
P = Limited			EVC = 4.7L HO V8 MPI	DG0 = All Automatic Trans
S = Overland			ER0 = All 4.0L 6 Cyl Gas	
			EVO = All 4.7l Gas	

AR = Use as required - = Non illustrated part # = New this model year

October 1, 2003

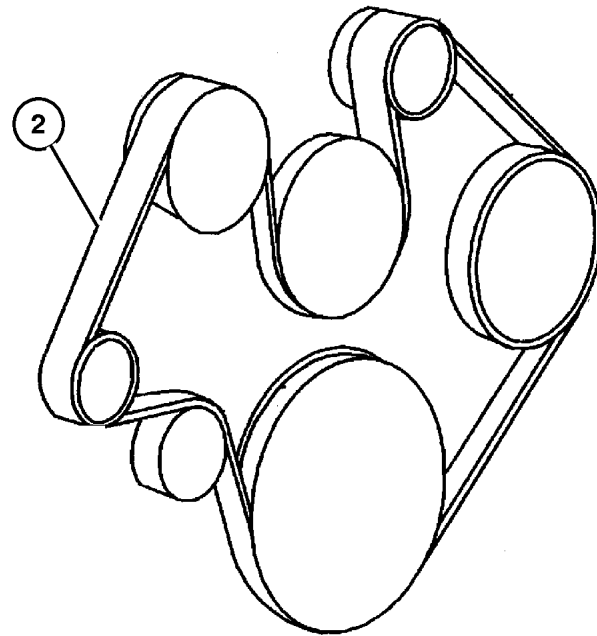
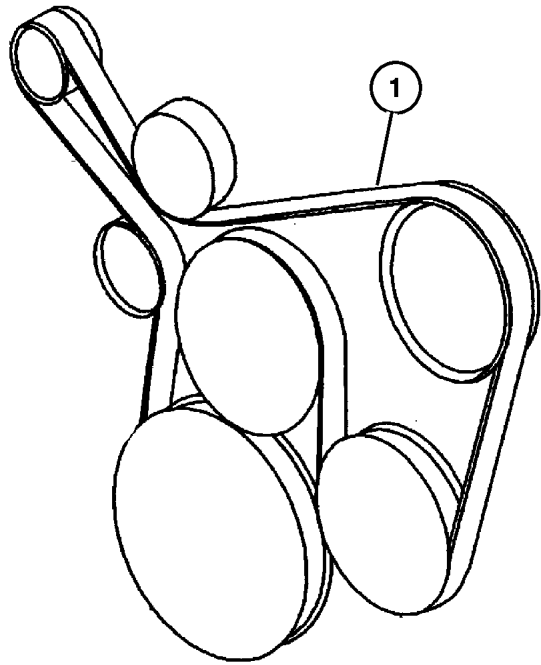
**Drive Belts 4.0L and 4.7L Engines  
Figure 007-520**

ITEM	PART NUMBER	QTY	LINE	SERIES	BODY	ENGINE	TRANS	TRIM	DESCRIPTION
------	-------------	-----	------	--------	------	--------	-------	------	-------------

Note: Sales Code ER0 = 4.0L Engine

Note: Sales Code EVO = 4.7L Engine

1	4854 033AB	1				ER0			BELT, Accessory Drive
2	53032 037AI	1				EVO			BELT, Accessory Drive

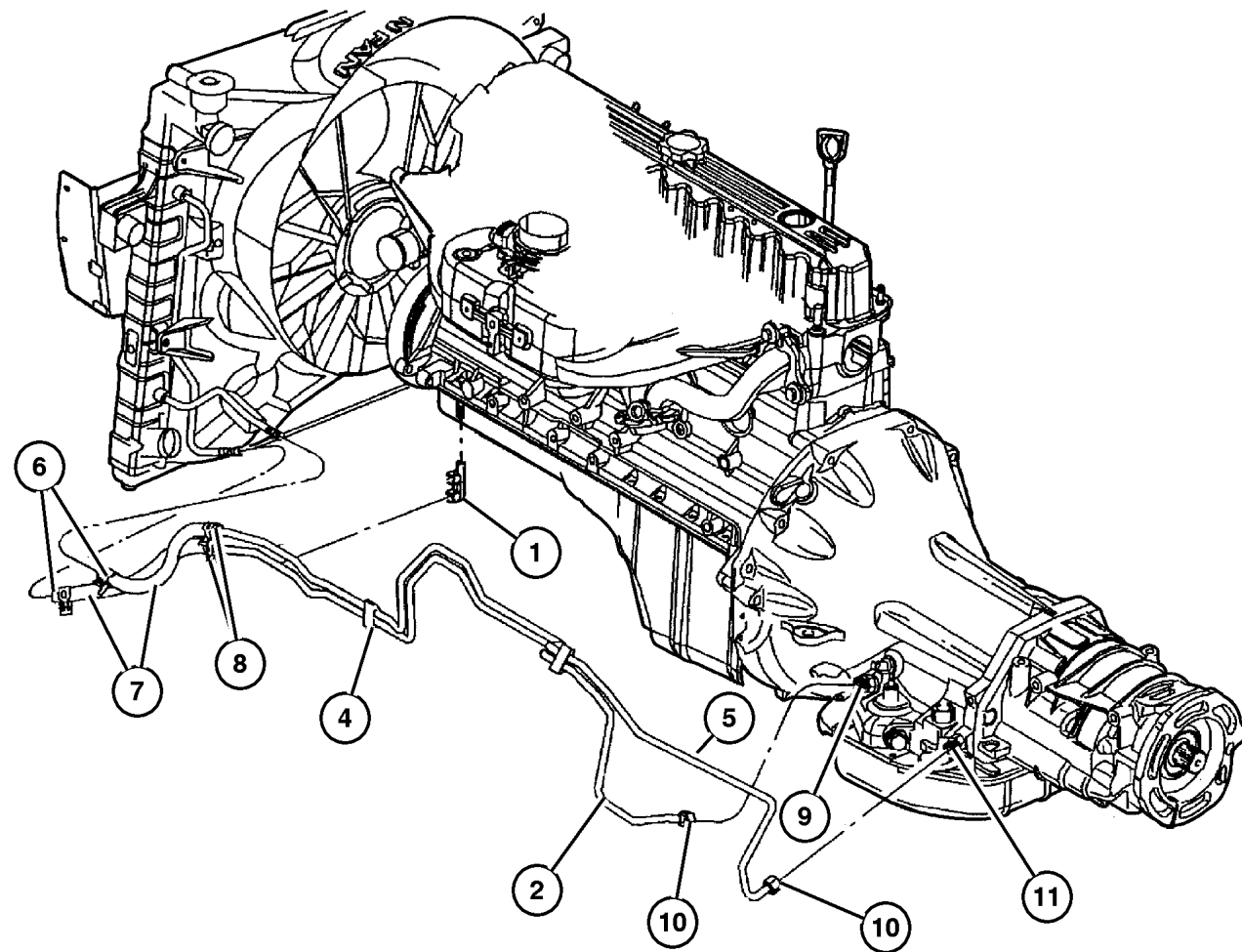


JEEP GRAND CHEROKEE (WJ)				
SERIES	LINE	BODY	ENGINE	TRANSMISSION
H = Laredo	J = 4WD	74 = 4 Door	ERH = 4.0L, Power Tech I-6	DGK = 4 Speed Auto, 42RE
M = Sport	T = 2WD		EVA = 4.7L Power Tech V8	DGQ = 5 Speed Auto, 45RFE
P = Limited			EVC = 4.7L HO V8 MPI	DG0 = All Automatic Trans
S = Overland			ER0 = All 4.0L 6 Cyl Gas	
			EVO = All 4.7L Gas	

AR = Use as required - = Non illustrated part # = New this model year

October 1, 2003

## Oil Cooler and Lines 4.0L Engines Figure 007-610



ITEM	PART NUMBER	QTY	LINE	SERIES	BODY	ENGINE	TRANS	TRIM	DESCRIPTION
Note									
ER0 = 4.0L Engine									
DGK = 42RE, Auto Trans									
1	52079 789AA	1					DG0		CLIP, Cooler Lines
2	52079 369AD	1				ER0	DG0		TUBE, Oil Cooler
-3	6033 878	1				ER0	DG0		NUT, Flared Tube
4	4815 987AA	2				ER0	DG0		CLIP, Power Steering Hose
5	52079 782AB	1				ER0	DG0		TUBE, Oil Cooler
6	52079 632AA	2				ER0	DG0		CLAMP, Oil Cooler Tube
7	4026 139	1				ER0	DG0		HOSE, Oil Cooler
8	52079 632AA	2				ER0	DG0		CLAMP, Oil Cooler Tube
9	55116 910AA	1				ER0	DG0		VALVE, Oil Cooler Pressure, Return
10	6035 503	2				ER0	DG0		NUT, .625-18
11	4799 433AB	2	T				DGQ		NUT, Transmission Case
-12	52079 802AA	1							HOSE, Transmission Oil Return
-13	5202 7775	1							CLIP, Oil Tube

### JEEP GRAND CHEROKEE (WJ)

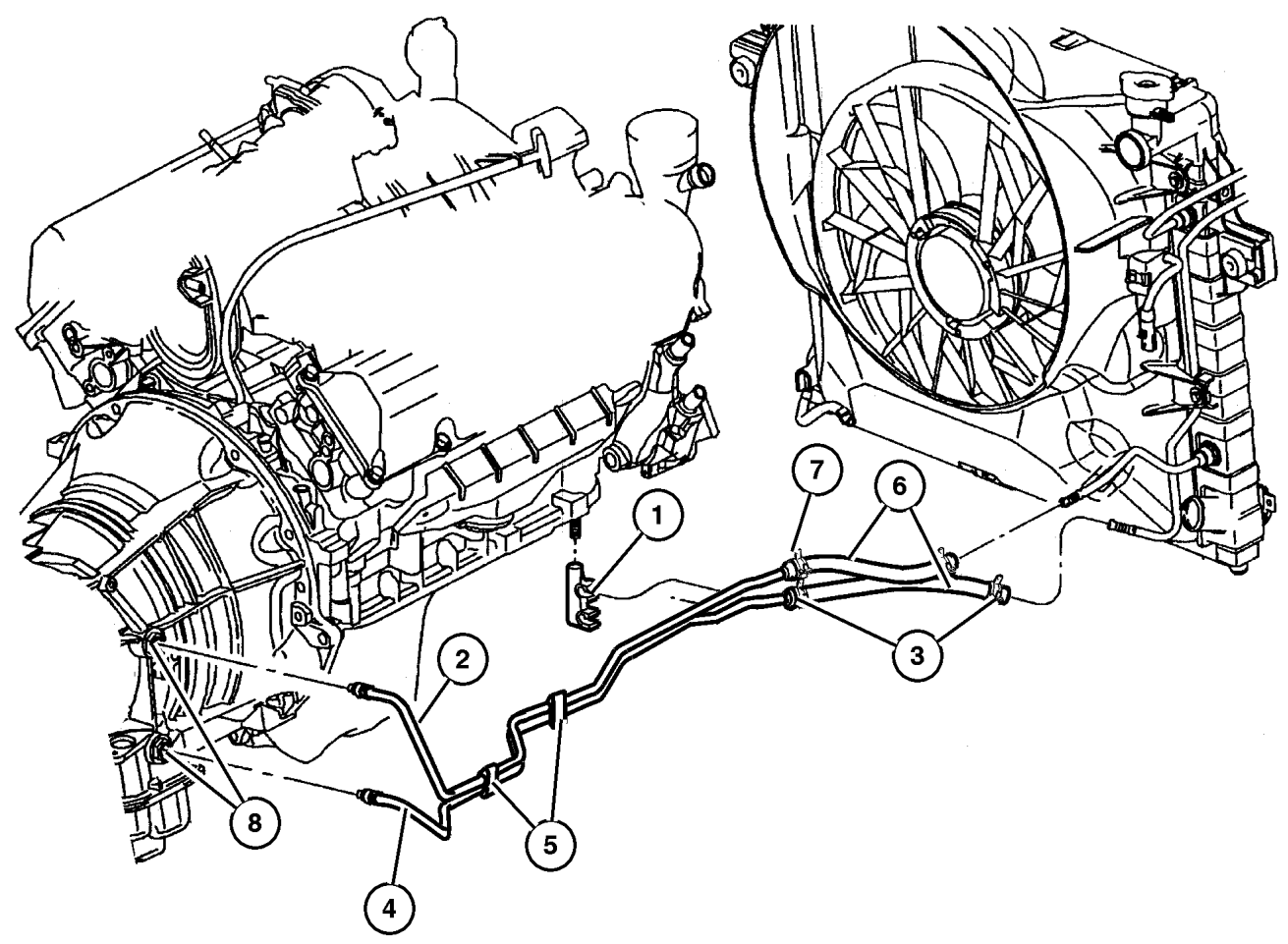
SERIES	LINE	BODY	ENGINE	TRANSMISSION
H = Laredo	J = 4WD	74 = 4 Door	ERH = 4.0L, Power Tech I-6	DGK = 4 Speed Auto, 42RE
M = Sport	T = 2WD		EVA = 4.7L Power Tech V8	DGQ = 5 Speed Auto, 45RFE
P = Limited			EVC = 4.7L HO V8 MPI	DG0 = All Automatic Trans
S = Overland			ER0 = All 4.0L 6 Cyl Gas	
			EVO = All 4.7L Gas	

AR = Use as required - = Non illustrated part # = New this model year

October 1, 2003

## Oil Cooler and Lines 4.7L Engine Figure 007-620

ITEM	PART NUMBER	QTY	LINE	SERIES	BODY	ENGINE	TRANS	TRIM	DESCRIPTION
Note:									
EVO = 4.7L Engine									
DG0 = All Automatic Transmissions									
1	52079 789AA	1					DG0		CLIP, Cooler Lines
2	5207 9375	1				EVO	DG0		TUBE, Oil Cooler
3	4815 987AA	2				EVO	DG0		CLIP, Power Steering Hose
4	52079 783AA	1				EVO	DG0		TUBE, Oil Cooler
5	52079 632AA	1				EVO	DG0		CLAMP, Oil Cooler Tube
6	4026 139	1				EVO	DG0		HOSE, Oil Cooler
7	52079 632AA	1				EVO	DG0		CLAMP, Oil Cooler Tube
8	4799 433AB	2	T				DGQ		NUT, Transmission Case
		2	J				DGQ		

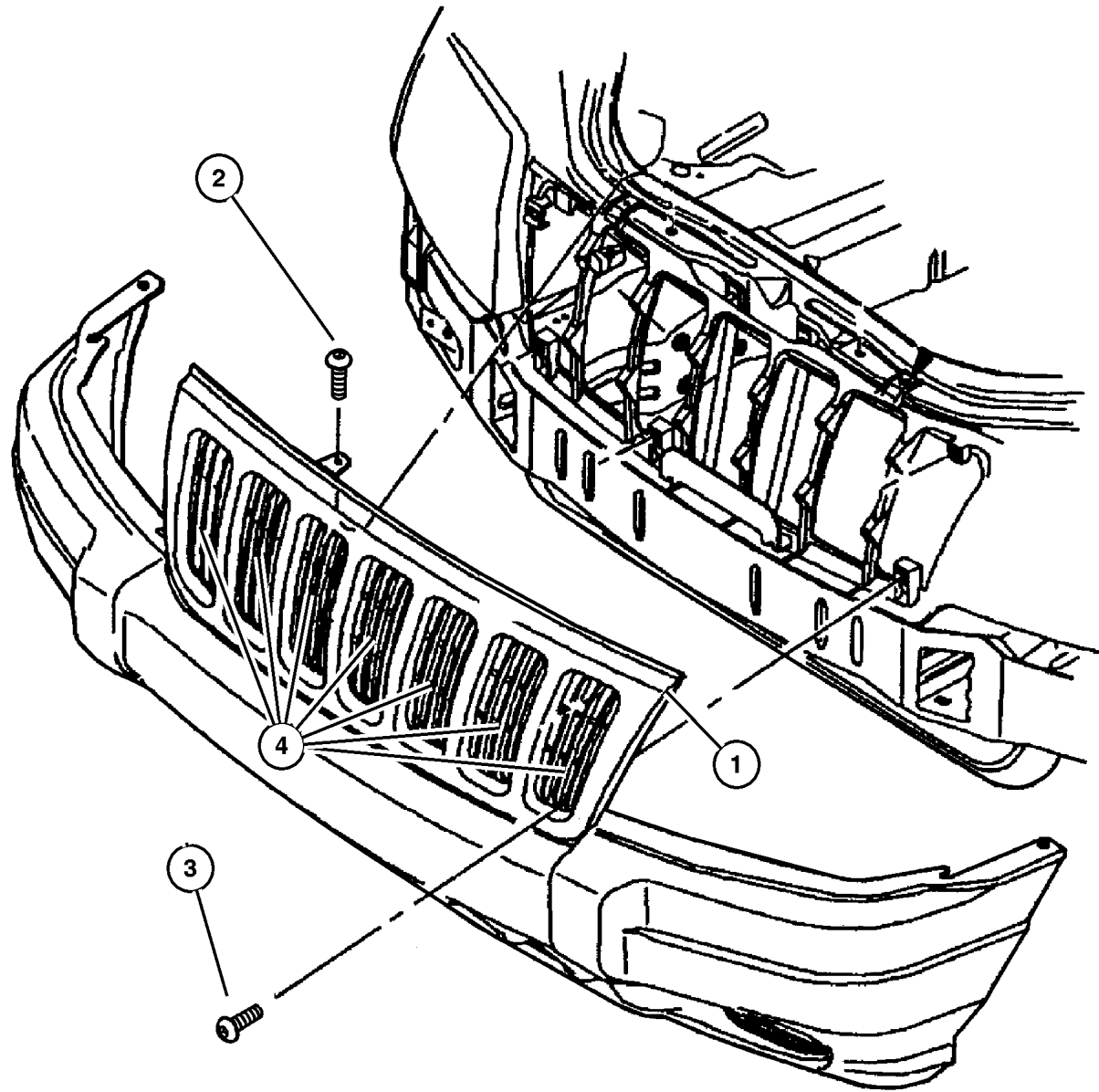


<b>JEEP GRAND CHEROKEE (WJ)</b>				
SERIES	LINE	BODY	ENGINE	TRANSMISSION
H = Laredo	J = 4WD	74 = 4 Door	ERH = 4.0L, Power Tech I-6	DGK = 4 Speed Auto, 42RE
M = Sport	T = 2WD		EVA = 4.7L Power Tech V8	DGQ = 5 Speed Auto, 45RFE
P = Limited			EVC = 4.7L HO V8 MPI	DG0 = All Automatic Trans
S = Overland			ER0 = All 4.0L 6 Cyl Gas	
			EVO = All 4.7L Gas	

AR = Use as required   - = Non illustrated part   # = New this model year

**Grille and Related Parts**  
**Figure 007-720**

ITEM	PART NUMBER	QTY	LINE	SERIES	BODY	ENGINE	TRANS	TRIM	DESCRIPTION
1									GRILLE, Fascia
	55155 921AB	1							Chrome
	5GL79 YUBAA	1							[UB], With Chrome Rings
	5GL79 ZDRAA	1							[DR], With Chrome Rings
	5GL79 XBQAA	1							[BQ], With Chrome Rings
	5GL79 BB8AA	1							[B8], With Chrome Rings
	5GL79 AXRAA	1							[XR], With Chrome Rings
	5GL79 SW1AA	1							[W1], With Chrome Rings
	5GL79 WBTAA	1							[BT], With Chrome Rings
	5GL79 WELAA	1							[EL], With Chrome Rings
	5GL79 WSBAA	1							[SB], With Chrome Rings
	5GL79 XRVAA	1							[RV], With Chrome Rings
	5GL79 YFFAA	1							[FF], With Chrome Rings
	5GL79 YJRAA	1							[JR], With Chrome Rings
2	6505 813AA	2							SCREW, Hex Flange Head
3									SCREW, (NOT SERVICED) (Not Serviced)
4									GRILLE, Texture
	5FT3 5DX9	1							Black
	5FT3 5VF7	1							Driftwood
-5									COVER, Grille Tab and Locator
	#55156 924AA	1							Right
	#55156 925AA	1							Left
	#55156 926AA	1							Center



**JEEP GRAND CHEROKEE (WJ)**

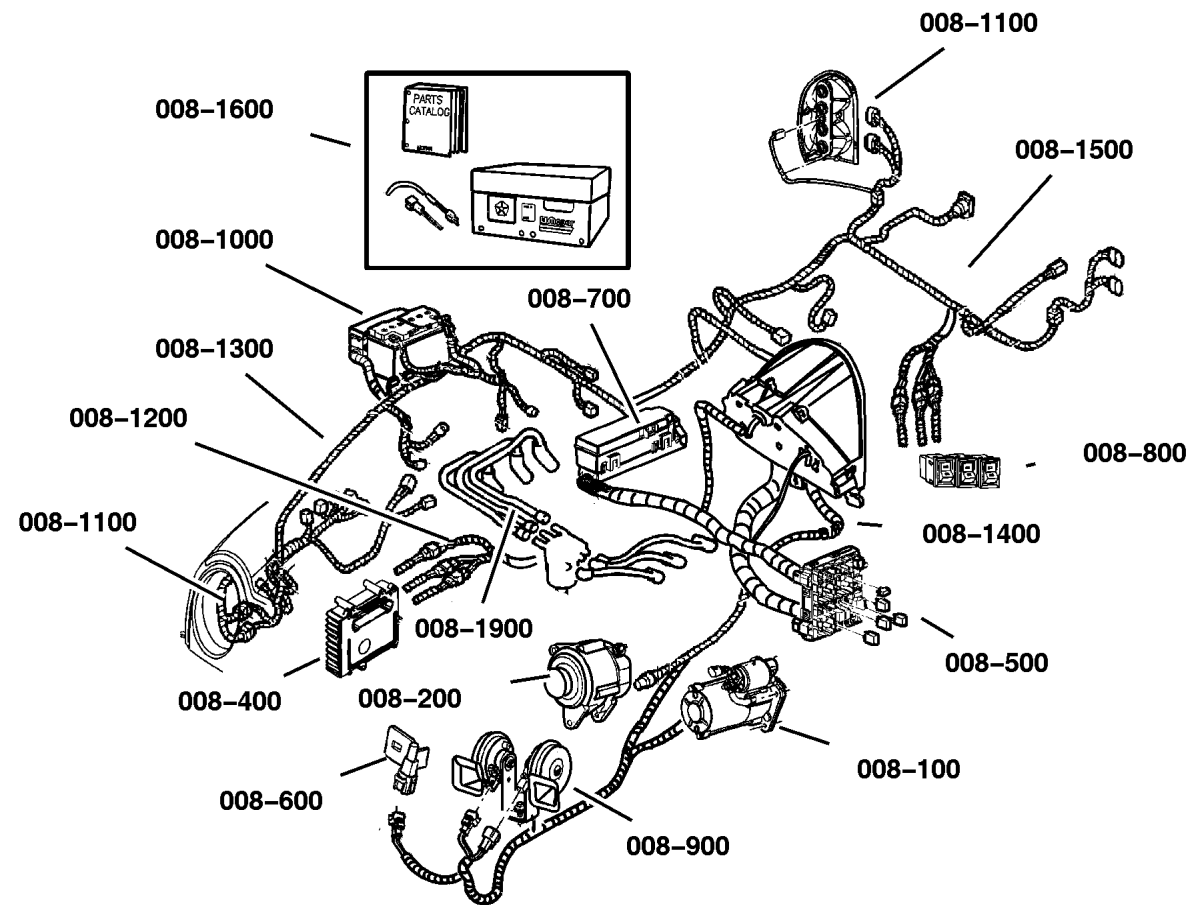
SERIES	LINE	BODY	ENGINE	TRANSMISSION
H = Laredo	J = 4WD	74 = 4 Door	ERH = 4.0L, Power Tech I-6	DGK = 4 Speed Auto, 42RE
M = Sport	T = 2WD		EVA = 4.7L Power Tech V8	DGQ = 5 Speed Auto, 45RFE
P = Limited			EVC = 4.7L HO V8 MPI	DG0 = All Automatic Trans
S = Overland			ER0 = All 4.0L 6 Cyl Gas	
			EVO = All 4.7l Gas	

AR = Use as required - = Non illustrated part # = New this model year

October 1, 2003

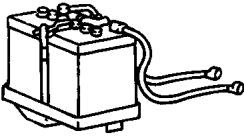

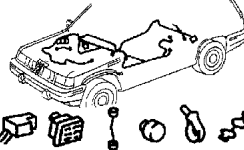


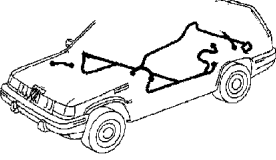
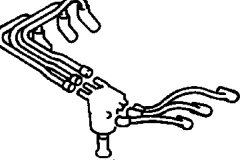
# Group – 008

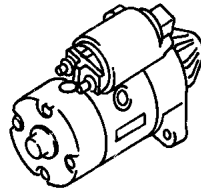
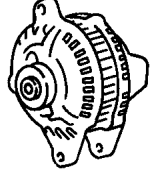
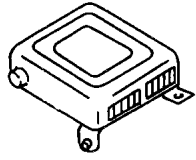

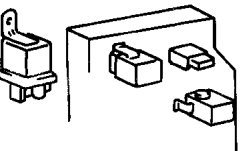
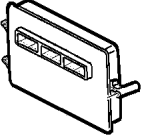
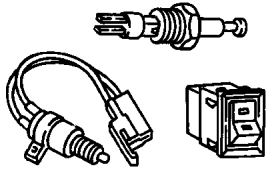

## Electrical



# Group – 008

## Electrical

<b>008-1000</b> Battery Tray and Cables 	<b>008-1100</b> Lamps – Front, Rear and Courtesy 	<b>008-1200</b> Wiring-Engine & Related Parts 	<b>008-1300</b> Wiring-Headlamp to Dash 
<b>008-1400</b> Wiring-Instrument Panel 	<b>008-1500</b> Wiring-Body & Accessories 	<b>008-1600</b> Wiring Repair <p style="text-align: center;">WIRING REPAIR PKG.</p>	<b>008-1900</b> Spark Plugs-Cables-Coils 

<b>008-100</b> Starters 	<b>008-200</b> Alternators 	<b>008-400</b> Modules 	<b>008-500</b> Relays 
<b>008-600</b> Sensors 	<b>008-700</b> Single Board Engine Controllers 	<b>008-800</b> Switches 	<b>008-900</b> Horns 



---

**GROUP 8 - Electrical****GROUP 8 - Electrical**

Illustration Title	Group-Fig. No.
<b>Starters</b>	
Starters .....	Fig. 008-110
<b>Alternators</b>	
Alternator and Mounting 4.0L Engine [ER0] .....	Fig. 008-205
Alternator and Mounting 4.7L Engine [EV0] .....	Fig. 008-210
<b>Modules</b>	
Modules .....	Fig. 008-410
<b>Relays</b>	
Power Distribution Center, Fuses and Relays .....	Fig. 008-505
Junction Block, Relays, Circuit Breaker .....	Fig. 008-510
<b>Sensors</b>	
Sensors, Engine (4.0L) [ER0] .....	Fig. 008-605
Sensors, Engine (4.7L) [EV0] .....	Fig. 008-610
Sensors Drivetrain .....	Fig. 008-615
Sensors Body .....	Fig. 008-620
<b>Single Board Engine Controllers</b>	
JTEC Modules .....	Fig. 008-710
<b>Switches</b>	
Switches (Instrument Panel and Console) .....	Fig. 008-810
Switches, (Drive Train) .....	Fig. 008-820
Switches, (Body) .....	Fig. 008-830
<b>Horns</b>	
Horns .....	Fig. 008-910
<b>Battery Tray and Cables</b>	
Battery Tray & Cables .....	Fig. 008-1010
<b>Lamps - Front, Rear and Courtesy</b>	
Lamp - Front End .....	Fig. 008-1110
Lamp - Rear End .....	Fig. 008-1120
Lamp - Courtesy - Dome - Reading .....	Fig. 008-1130
Bulbs .....	Fig. 008-1140
<b>Wiring-Engine &amp; Related Parts</b>	
Wiring - Engine and Related Items 4.0L Engine .....	Fig. 008-1210
Wiring - Engine and Related Items 4.7L Engine .....	Fig. 008-1220
<b>Wiring-Headlamp to Dash</b>	
Wiring - Headlamp / Dash .....	Fig. 008-1310

Illustration Title	Group-Fig. No.
<b>Wiring-Instrument Panel</b>	
Wiring - Instrument Panel .....	Fig. 008-1410
<b>Wiring-Body &amp; Accessories</b>	
Wiring - Body & Accessories .....	Fig. 008-1510
<b>Wiring Repair</b>	
Wiring Repair Packages .....	Fig. 008-1605
<b>Spark Plugs-Cables-Coils</b>	
Spark Plugs - Coils .....	Fig. 008-1910

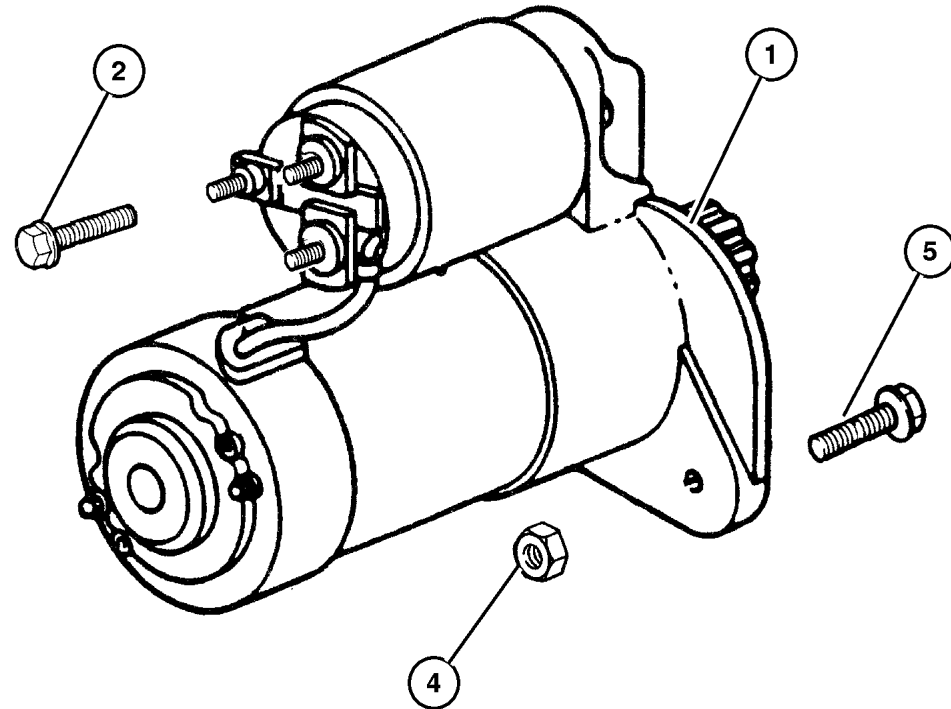
**Starters  
Figure 008-110**

ITEM	PART NUMBER	QTY	LINE	SERIES	BODY	ENGINE	TRANS	TRIM	DESCRIPTION
------	-------------	-----	------	--------	------	--------	-------	------	-------------

Notes:

[ER0]=4.0L Engine  
 [EV0]=4.7L Engine  
 [DGQ]=5 Speed Automatic Transmission

1									STARTER
	#56041 012AE	1				ER0			
	#56041 207AD	1				EV0			
2	J400 6192	1				ER0			BOLT AND WASHER, Hex Head, .375-16x1.75
-3	6102 084AA	2				EV0			SCREW
4									NUT, M8x1.25, (NOT SERVICED) (Not Serviced)
5	6503 699	1				ER0			SCREW AND WASHER, Hex Head, M10x1.5x28
-6	5210 4133	1					DGQ		COVER, Transmission Dust



**JEEP GRAND CHEROKEE (WJ)**

SERIES	LINE	BODY	ENGINE	TRANSMISSION
H = Laredo	J = 4WD	74 = 4 Door	ERH = 4.0L, Power Tech I-6	DGK = 4 Speed Auto, 42RE
M = Sport	T = 2WD		EVA = 4.7L Power Tech V8	DGQ = 5 Speed Auto, 45RFE
P = Limited			EVC = 4.7L HO V8 MPI	DG0 = All Automatic Trans
S = Overland			ER0 = All 4.0L 6 Cyl Gas	
			EV0 = All 4.7L Gas	

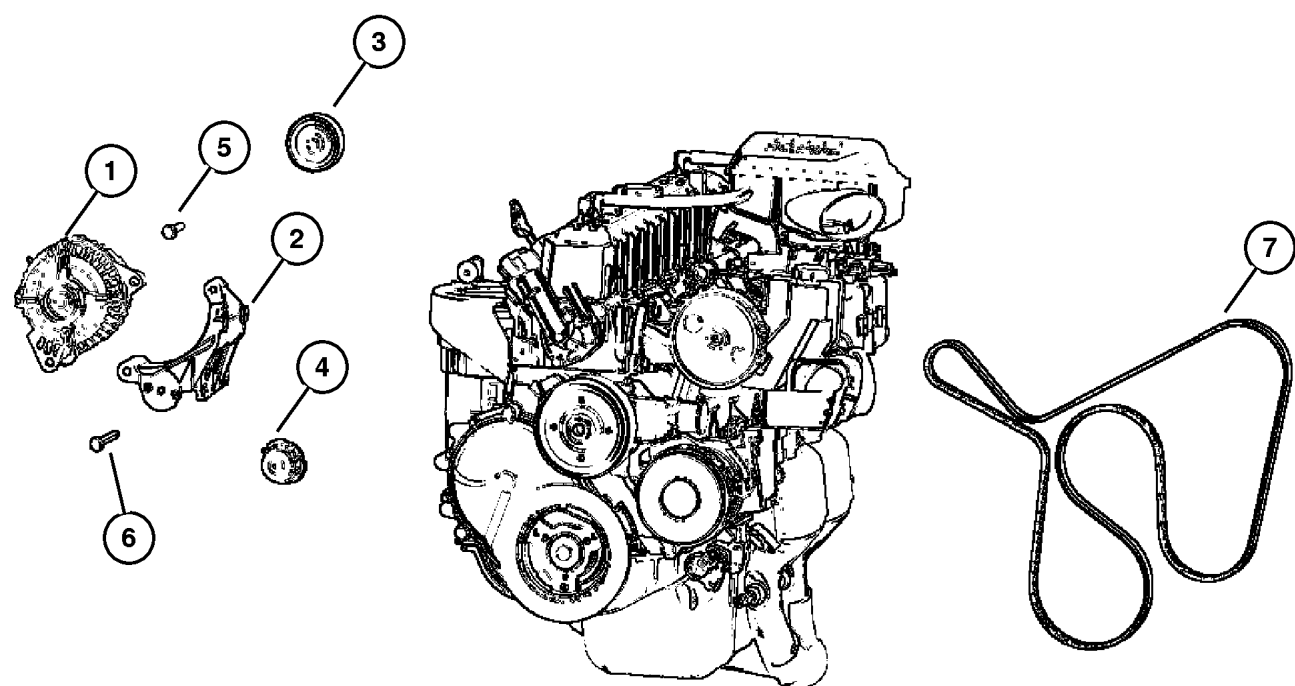
AR = Use as required - = Non illustrated part # = New this model year

October 1, 2003



## Alternator and Mounting 4.0L Engine [ER0] Figure 008-205

ITEM	PART NUMBER	QTY	LINE	SERIES	BODY	ENGINE	TRANS	TRIM	DESCRIPTION
Notes:									
[ER0]=4.0L Engine									
1	56041 322AB	1				ER0			ALTERNATOR
2	4854 026	1				ER0			BRACKET, Alternator
3	4854 089AB	1				ER0			TENSIONER, Alternator Belt
4	4854 092	1				ER0			PULLEY, Idler
5	0154 854AA	4				ER0			SCREW AND WASHER, Hex
6	6504 344	1				ER0			SCREW AND WASHER, Hex Head
7	4854 033AB	1				ER0			BELT, Accessory Drive



### JEEP GRAND CHEROKEE (WJ)

SERIES	LINE	BODY	ENGINE	TRANSMISSION
H = Laredo	J = 4WD	74 = 4 Door	ERH = 4.0L, Power Tech I-6	DGK = 4 Speed Auto, 42RE
M = Sport	T = 2WD		EVA = 4.7L Power Tech V8	DGQ = 5 Speed Auto, 45RFE
P = Limited			EVC = 4.7L HO V8 MPI	DG0 = All Automatic Trans
S = Overland			ER0 = All 4.0L 6 Cyl Gas	
			EVO = All 4.7l Gas	

AR = Use as required   - = Non illustrated part   # = New this model year

October 1, 2003

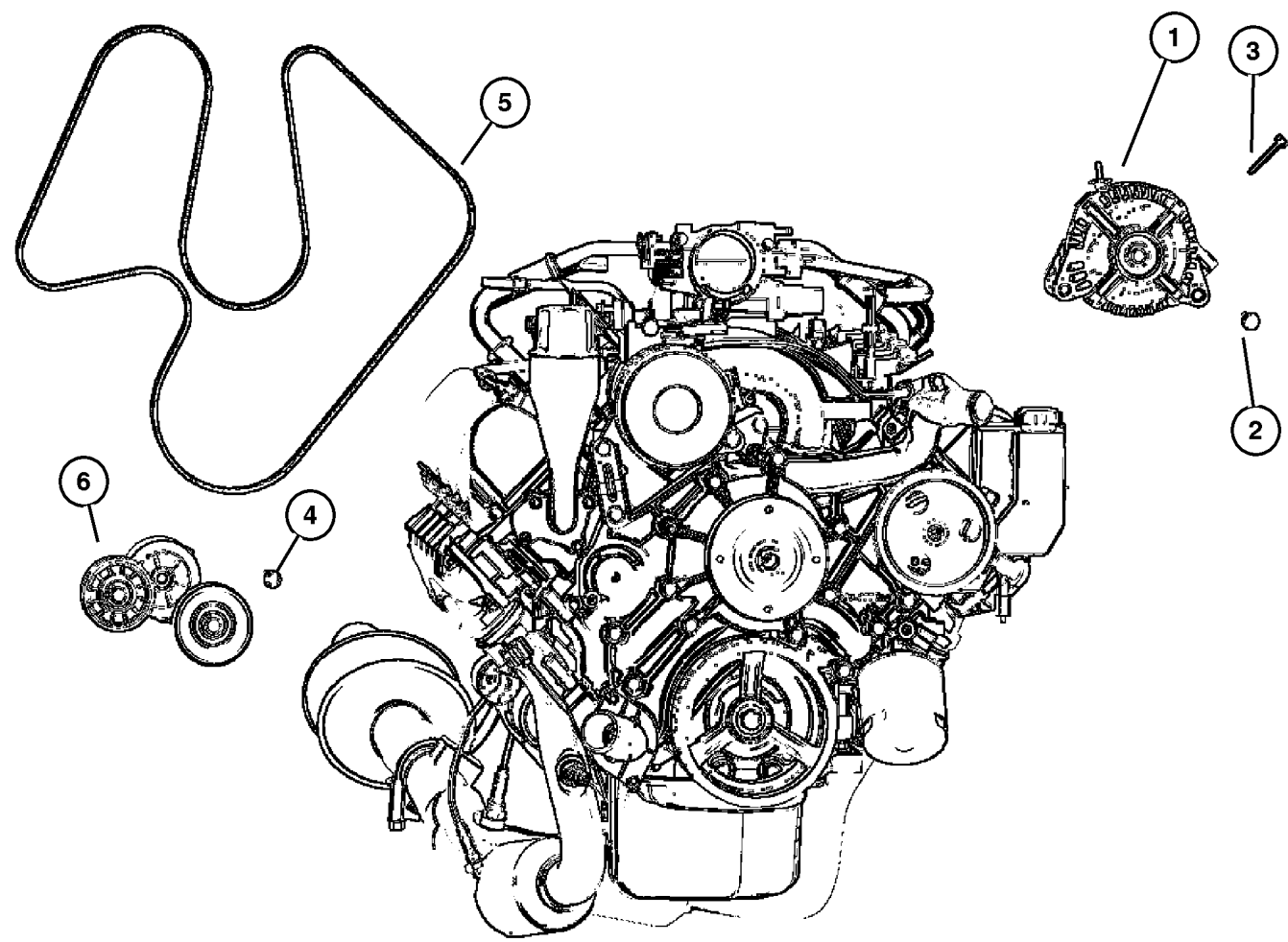
**Alternator and Mounting 4.7L Engine [EV0]  
Figure 008-210**

ITEM	PART NUMBER	QTY	LINE	SERIES	BODY	ENGINE	TRANS	TRIM	DESCRIPTION
------	-------------	-----	------	--------	------	--------	-------	------	-------------

Notes:

[EV0]=4.7L Engine

1	56041 693AA	1				EV0			ALTERNATOR
2	6505 488AA	1				EV0			SCREW AND WASHER, Hex
3	6505 482AA	1				EV0			SCREW AND WASHER, Hex Head, M8x1.25x50
4	6504 930AA	1				EV0			SCREW AND WASHER, Hex Head, M10x1.5x70
5	53032 037AI	1				EV0			BELT, Accessory Drive
6	5303 0958	1				EV0			TENSIONER, Alternator Belt



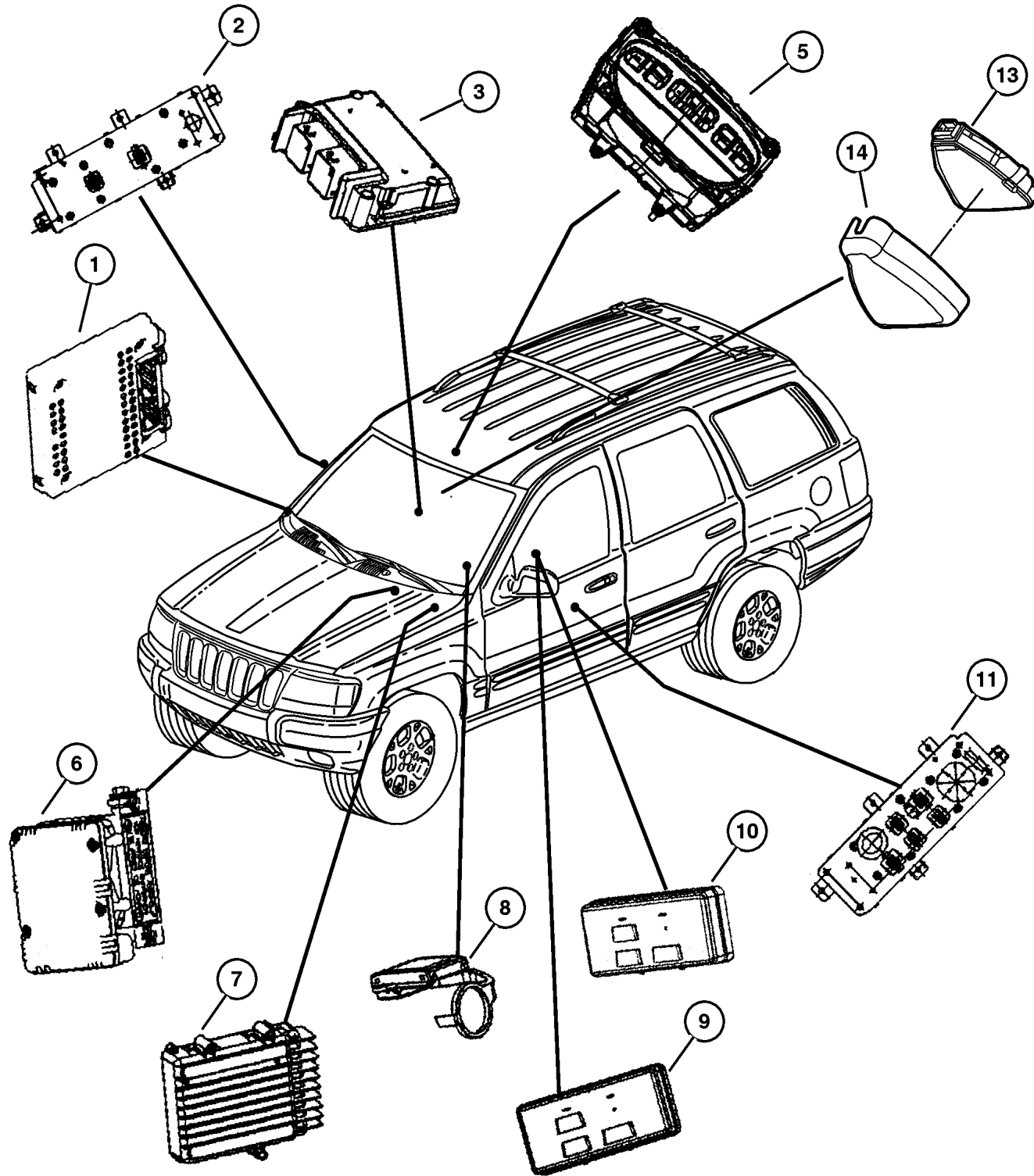
**JEEP GRAND CHEROKEE (WJ)**

SERIES	LINE	BODY	ENGINE	TRANSMISSION
H = Laredo	J = 4WD	74 = 4 Door	ERH = 4.0L, Power Tech I-6	DGK = 4 Speed Auto, 42RE
M = Sport	T = 2WD		EVA = 4.7L Power Tech V8	DGQ = 5 Speed Auto, 45RFE
P = Limited			EVC = 4.7L HO V8 MPI	DG0 = All Automatic Trans
S = Overland			ER0 = All 4.0L 6 Cyl Gas	
			EV0 = All 4.7L Gas	

AR = Use as required - = Non illustrated part # = New this model year

October 1, 2003

**Modules**  
**Figure 008-410**



ITEM	PART NUMBER	QTY	LINE	SERIES	BODY	ENGINE	TRANS	TRIM	DESCRIPTION
Notes:									
	[ER0]=4.0L Engine								
	[EV0]=4.7L Engine								
	[DGQ]=5 Speed Automatic Transmission								
1	#5083 892AD	1							MODULE, Body Controller
2									SWITCH, Door Module
	5HB61 DX9AC	1		P					Left
	5HB62 DX9AC	1		P					Right
3									MODULE, Occupant Restraint
	#56010 485AG	1							Without Side Airbag
	#56010 488AG	1							With Side Airbag
-4	6503 397	4							NUT, Push On, M6, Occupant Module attaching
5									MODULE, Compass Temperature
	56042 754AF	1							Without Universal Garage Door Opener
	56042 756AF	1							With Universal Garage Door Opener, Tire Pressure Monitor
	56042 749AG	1							With Universal Garage Door Opener
6	5066 653AA	1				ER0, EVO			MODULE, Anti-lock Brakes
7	#56044 574AA	1				EVO	DGQ		MODULE, Transmission Control
8	4686 665AC	1							MODULE, Immobilizer
9									MODULE, Seat Memory
	56042 304AF	1							[JRF]
	56050 151AA	1							[JRH,JTF]
10	56050 150AA	1							MODULE, Heated Seat Control
11									SWITCH, Door Module
	5HB61 DX9AC	1		P					Left
	5HB62 DX9AC	1		P					Right
-12									LABEL, Air Bag Warning
	4595 748AA	1							Glovebox
	4595 749AA	1							Glovebox (Canada)
	4787 437AA	2							Sun Visor (Canada)
13	#56042 759AH	1							SENSOR, Rain
14	5HJ50 DX9AB	1							COVER, Sensor
-15	5072 251AA	1							MODULE, Brake Pedal
-16	5012 771AB	1							CONTROL UNIT, Sunroof
-17	5066 657AA	1				ER0, EVO			CONTROL UNIT, Anti-Lock Brake

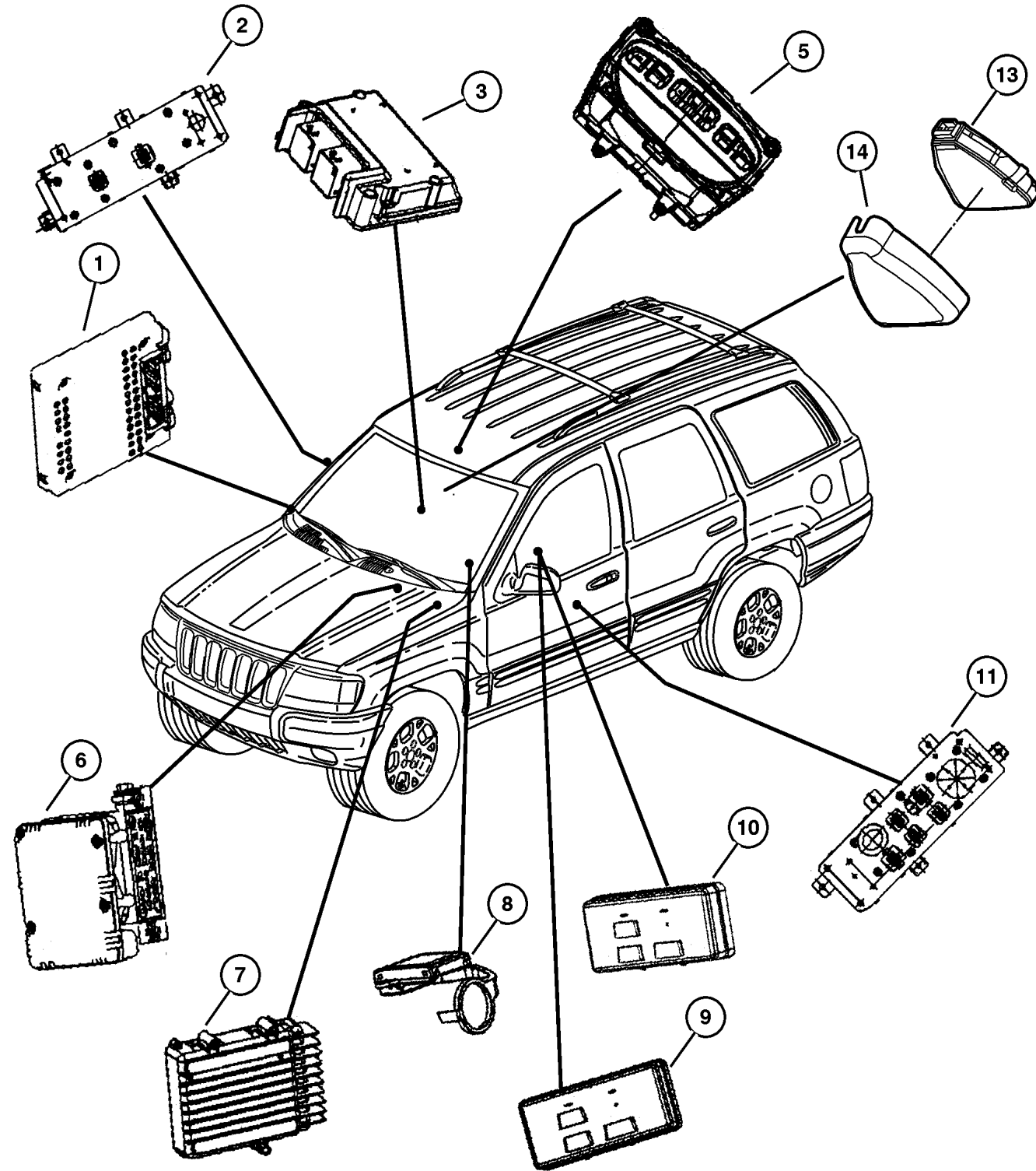
**JEEP GRAND CHEROKEE (WJ)**

SERIES	LINE	BODY	ENGINE	TRANSMISSION
H = Laredo	J = 4WD	74 = 4 Door	ERH = 4.0L, Power Tech I-6	DGK = 4 Speed Auto, 42RE
M = Sport	T = 2WD		EVA = 4.7L Power Tech V8	DGQ = 5 Speed Auto, 45RFE
P = Limited			EVC = 4.7L HO V8 MPI	DG0 = All Automatic Trans
S = Overland			ER0 = All 4.0L 6 Cyl Gas	
			EVO = All 4.7L Gas	

AR = Use as required - = Non illustrated part # = New this model year

October 1, 2003

Modules  
Figure 008-410



ITEM	PART NUMBER	QTY	LINE	SERIES	BODY	ENGINE	TRANS	TRIM	DESCRIPTION
-18	6503 397	4							NUT, Push On, M6, Airbag Module Attaching

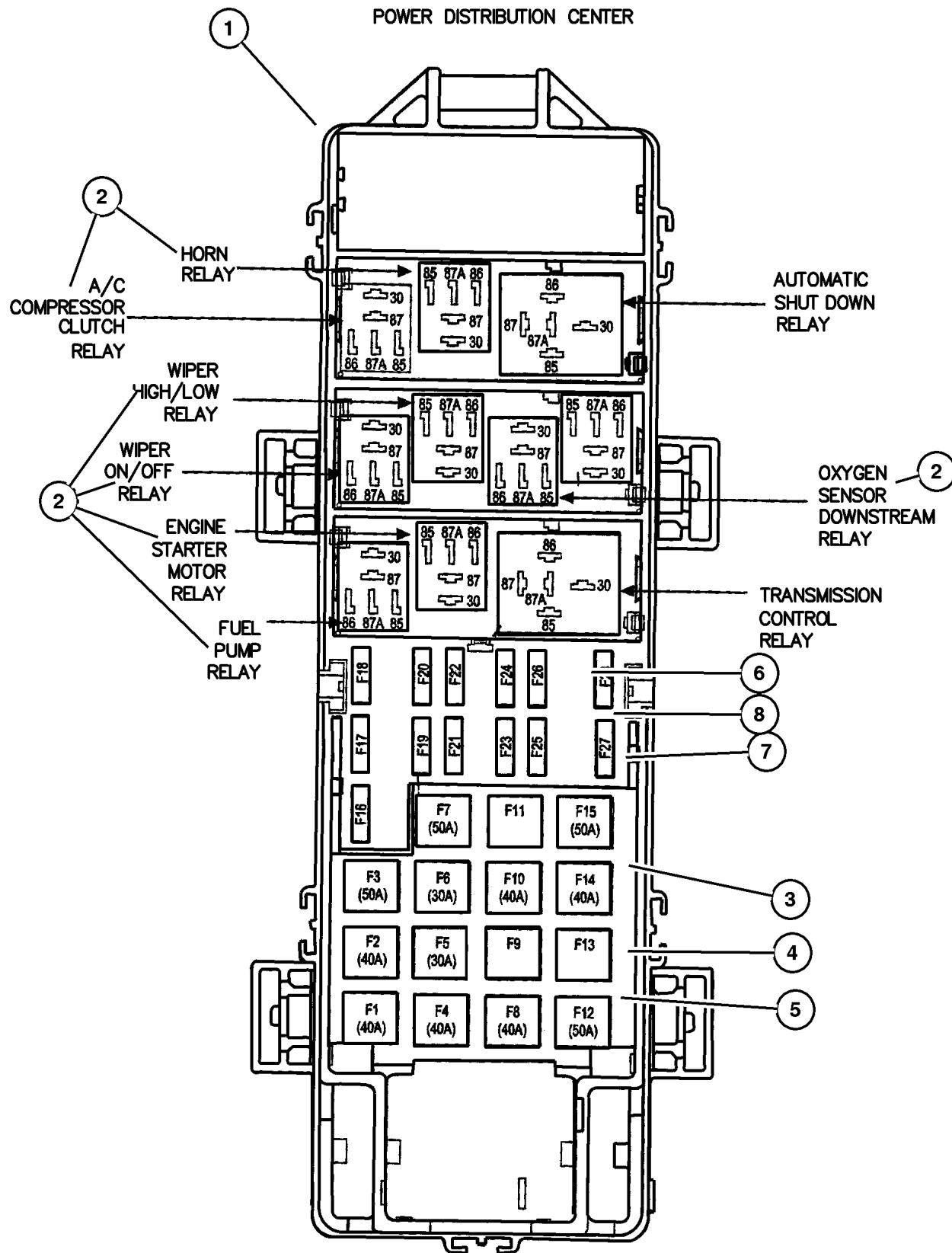
JEEP GRAND CHEROKEE (WJ)				
SERIES	LINE	BODY	ENGINE	TRANSMISSION
H = Laredo	J = 4WD	74 = 4 Door	ERH = 4.0L, Power Tech I-6	DGK = 4 Speed Auto, 42RE
M = Sport	T = 2WD		EVA = 4.7L Power Tech V8	DGQ = 5 Speed Auto, 45RFE
P = Limited			EVC = 4.7L HO V8 MPI	DG0 = All Automatic Trans
S = Overland			ER0 = All 4.0L 6 Cyl Gas	
			EVO = All 4.7l Gas	

AR = Use as required - = Non illustrated part # = New this model year

October 1, 2003

**Power Distribution Center, Fuses and Relays**  
**Figure 008-505**

ITEM	PART NUMBER	QTY	LINE	SERIES	BODY	ENGINE	TRANS	TRIM	DESCRIPTION
1									POWER DISTRIBUTION CENTER, See Headlamp to Dash Wiring, (NOT SERVICED) (Not Serviced)
2	56042 677AA	1							RELAY, Mini
3	6102 076AA	AR							FUSE CARTRIDGE, 30 Amp
4	6102 077AA	AR							FUSE CARTRIDGE, 40 Amp
5	6102 078AA	AR							FUSE CARTRIDGE, 50 Amp
6	6101 486	1							FUSE, Mini, 10 AMP, Red
7	6101 487	1							FUSE, Mini, 15 AMP, Light Blue
8	6101 488	1							FUSE, Mini, 20 AMP, Yellow
-9	4687 835	1							FUSE, Mini, 25 Amp, Natural, Power Adjustable Pedal
-10	5083 117AA	AR							COVER, Power Distribution Center
-11	0154 552	2							SCREW, Hex Head, .190-16x.625, Radiator Fan Relay Mounting



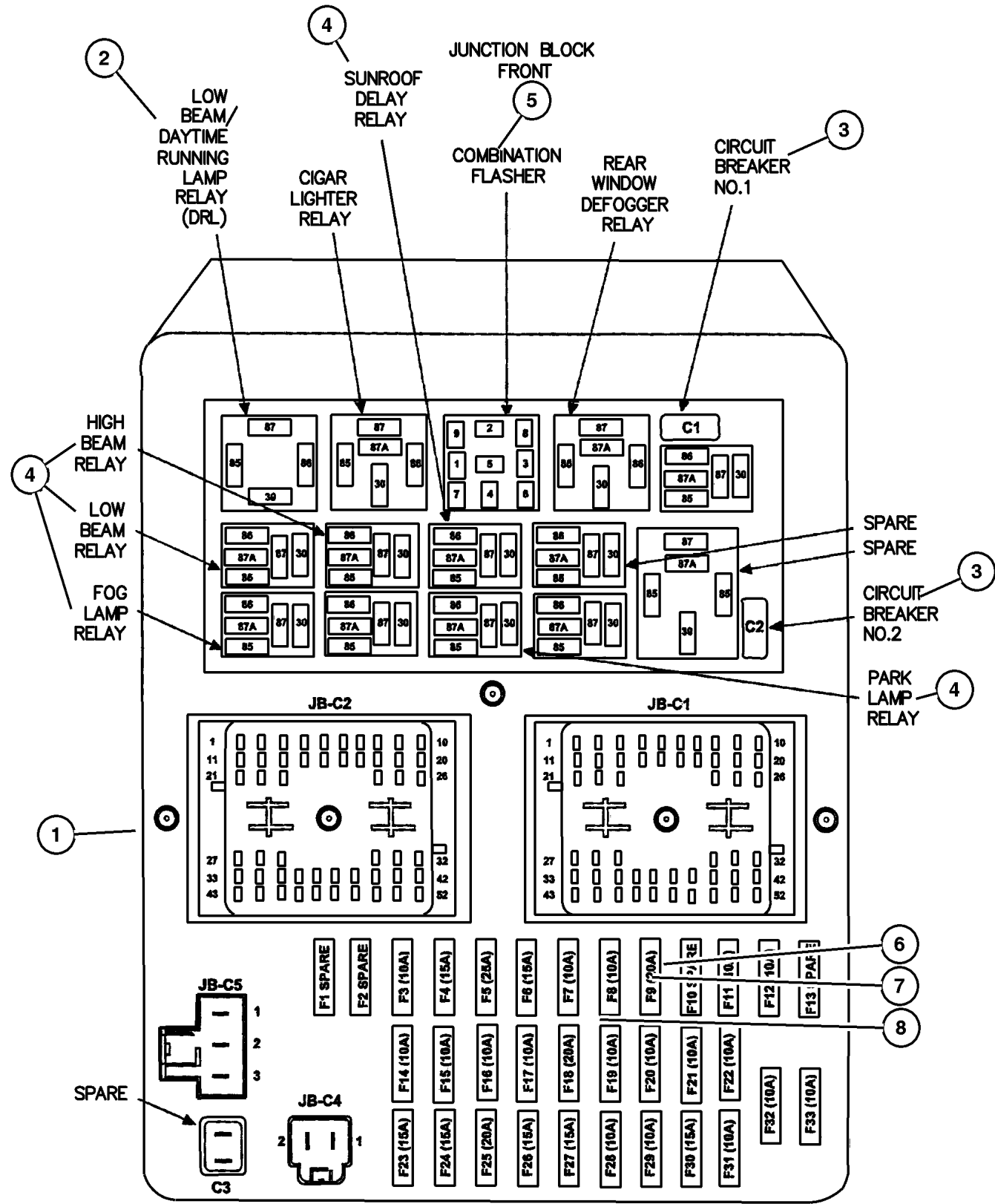
**JEEP GRAND CHEROKEE (WJ)**

<b>SERIES</b>	<b>LINE</b>	<b>BODY</b>	<b>ENGINE</b>	<b>TRANSMISSION</b>
H = Laredo	J = 4WD	74 = 4 Door	ERH = 4.0L, Power Tech I-6	DGK = 4 Speed Auto, 42RE
M = Sport	T = 2WD		EVA = 4.7L Power Tech V8	DGQ = 5 Speed Auto, 45RFE
P = Limited			EVC = 4.7L HO V8 MPI	DG0 = All Automatic Trans
S = Overland			ER0 = All 4.0L 6 Cyl Gas	
			EVO = All 4.7I Gas	

AR = Use as required - = Non illustrated part # = New this model year

October 1, 2003

## Junction Block, Relays, Circuit Breaker Figure 008-510

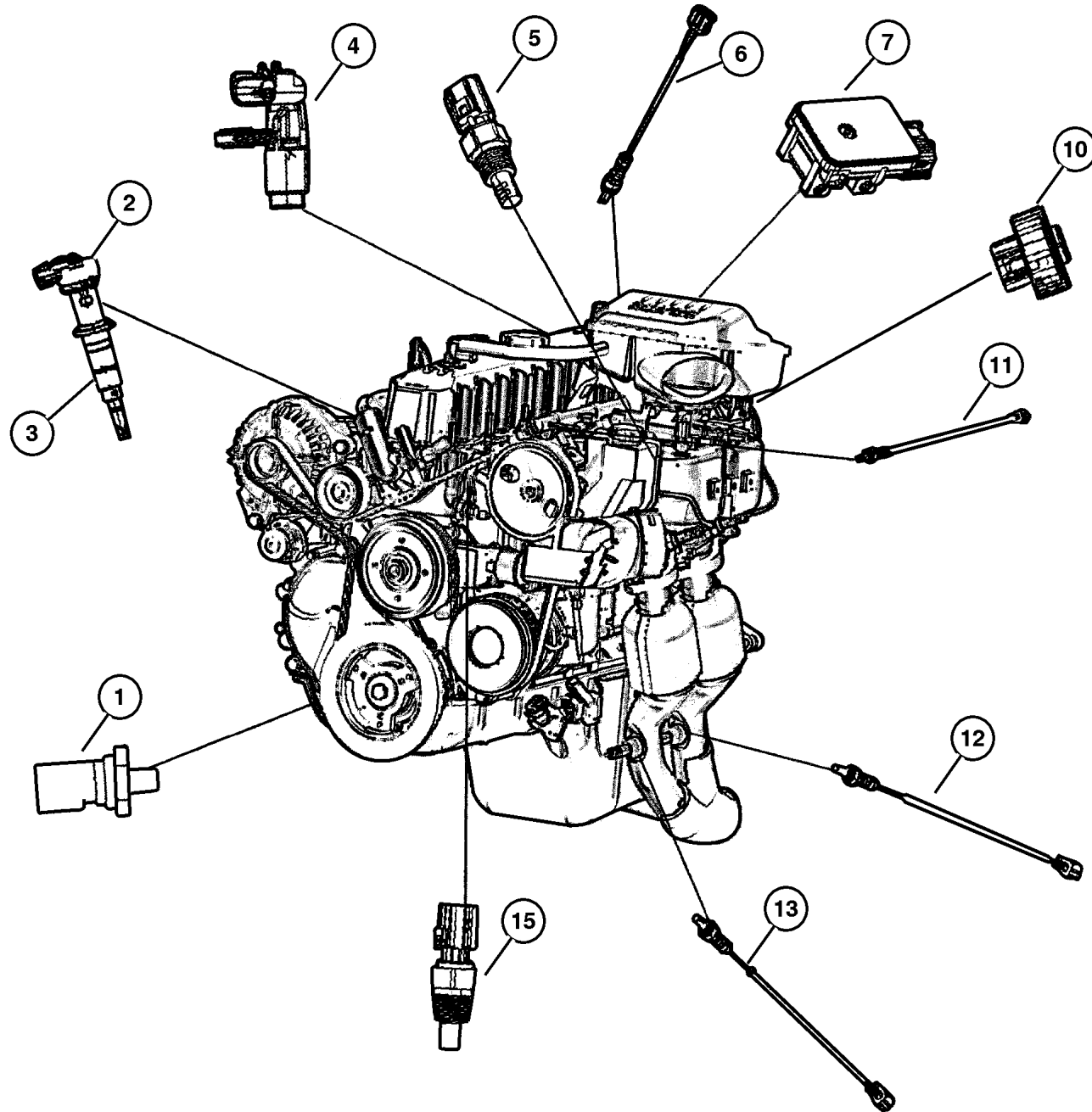


ITEM	PART NUMBER	QTY	LINE	SERIES	BODY	ENGINE	TRANS	TRIM	DESCRIPTION
1	5019 816AA	1							JUNCTION BLOCK, Relay
2	56042 216AB	1							RELAY, Daytime Running Lamp
3	4604 235	AR							BREAKER, Circuit
4	56042 677AA	1							RELAY, Mini, Foglamp, Headlamp High and Low Beam, Park Lamp, Sunroof
5	4686 094	1							FLASHER
6	6101 486	1							FUSE, Mini, 10 AMP, Red
7	6101 487	1							FUSE, Mini, 15 AMP, Light Blue
8	6101 488	1							FUSE, Mini, 20 AMP, Yellow
-9	4687 835	1							FUSE, Mini, 25 Amp, Natural, Power Adjustable Pedal
-10	4707 286AF	1							RELAY, Radiator Fan
-11	5017 491AA	1							RELAY PACKAGE, Radiator Fan, Includes, Rivet, Screw & 4707286AF Relay
-12	5600 7290	1							BREAKER, Circuit

<b>JEEP GRAND CHEROKEE (WJ)</b>				
SERIES	LINE	BODY	ENGINE	TRANSMISSION
H = Laredo	J = 4WD	74 = 4 Door	ERH = 4.0L, Power Tech I-6	DGK = 4 Speed Auto, 42RE
M = Sport	T = 2WD		EVA = 4.7L Power Tech V8	DGQ = 5 Speed Auto, 45RFE
P = Limited			EVC = 4.7L HO V8 MPI	DG0 = All Automatic Trans
S = Overland			ER0 = All 4.0L 6 Cyl Gas	
			EVO = All 4.7L Gas	

AR = Use as required - = Non illustrated part # = New this model year

Sensors, Engine (4.0L) [ER0]  
Figure 008-605



ITEM	PART NUMBER	QTY	LINE	SERIES	BODY	ENGINE	TRANS	TRIM	DESCRIPTION
Notes:									
[ER0]=All 4.0L Engine									
[DG0]=All Automatic Transmissions									
1	4868 672AA	1				ER0			SWITCH, Oil Pressure
2	4897 023AA	1				ER0			SENSOR, Camshaft
3	53010 615AA	1				ER0			DRIVE, OIL PUMP, Oil Pump Drive Only
4	4897 321AA	1				ER0	DG0		SENSOR PACKAGE, Crankshaft Position
5	5602 7872	1				ER0			SENSOR, Air Temperature
6	56031 110AA	1				ER0			SENSOR, Oxygen Upstream (Rear)
	56041 943AA	1				ER0			Upstream (Front)
7	5602 9405	1				ER0			SENSOR, Map
-8	6504 512	2				ER0			SCREW, Pan Head, Map Sensor to Throttle Body Attaching
-9	5300 9672	1				ER0			CONNECTOR, Emission Hose, To MAP Sensor
10	4874 371AD	1				ER0			SENSOR, Throttle Position
11	56031 110AA	1				ER0			SENSOR, Oxygen Upstream (Rear)
	56041 943AA	1				ER0			Upstream (Front)
12	56041 848AA	1				ER0			SENSOR, Oxygen, Downstream (Rear after Converter)
13	56041 845AA	1				ER0			SENSOR, Oxygen, Downstream (Front before converter)
-14	56041 675AA	1				ER0			SHIELD, Heat, Oxygen Sensor
15	5602 7873	1				ER0			SENSOR, Coolant Temperature
-16	56041 400AA	2				ER0			BRACKET, Oxygen Sensor, Fuel Rail Upper
-17	J318 1288	1				ER0			GASKET, Distributor, Camshaft Position Sensor
-18	3300 4242	1				ER0			CLAMP, Distributor, Ignition Distributor Sensor Hold Down

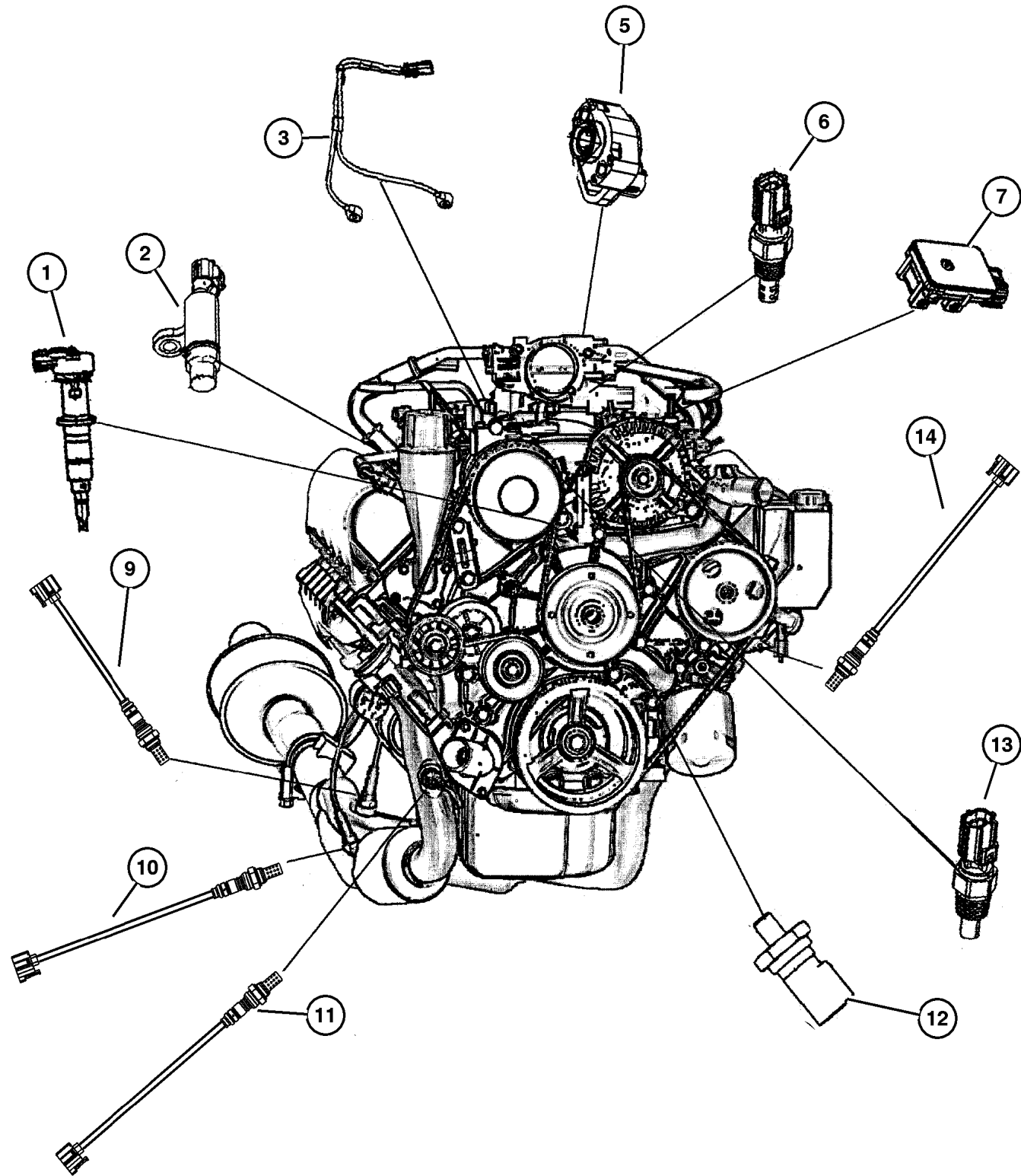
JEEP GRAND CHEROKEE (WJ)

SERIES	LINE	BODY	ENGINE	TRANSMISSION
H = Laredo	J = 4WD	74 = 4 Door	ERH = 4.0L, Power Tech I-6	DGK = 4 Speed Auto, 42RE
M = Sport	T = 2WD		EVA = 4.7L Power Tech V8	DGQ = 5 Speed Auto, 45RFE
P = Limited			EVC = 4.7L HO V8 MPI	DG0 = All Automatic Trans
S = Overland			ER0 = All 4.0L 6 Cyl Gas	
			EVO = All 4.7L Gas	

AR = Use as required - = Non illustrated part # = New this model year

October 1, 2003

Sensors, Engine (4.7L) [EV0]  
Figure 008-610



ITEM	PART NUMBER	QTY	LINE	SERIES	BODY	ENGINE	TRANS	TRIM	DESCRIPTION
------	-------------	-----	------	--------	------	--------	-------	------	-------------

Notes:

[EV0]=4.7L Engine

[EVC]=4.7L Power Tech H V8 Engine

1	56041 584AC	1				EV0			SENSOR, Camshaft
2	56028 666AA	1				EV0			SENSOR, Crankshaft Position
3	56041 677AB	1				EVC			SENSOR, Knock
-4	56041 849AA	1				EVC			BRACKET, Knock Sensor
5	5017 479AA	1				EV0			SENSOR KIT, Throttle Position
6	56028 364AA	1				EV0			SENSOR, Air Temperature
7	56041 018AB	1				EV0			SENSOR, Map
-8	6505 501AA	2				EV0			SCREW, M4x16, Map Sensor Mounting
9	56041 731AA	1				EV0			SENSOR, Oxygen
10	56041 731AA	1				EV0			SENSOR, Oxygen, After catalyst right side
11									SENSOR, Oxygen
	56041 345AE	1				EV0			After catalyst Left Side
	56028 586AA	1				EV0			After catalyst right side
12	4868 672AA	1				EV0			SWITCH, Oil Pressure
13	5602 7873	1				EV0			SENSOR, Coolant Temperature
14									SENSOR, Oxygen
	56029 333AA	1				EV0			Before catalyst Left side
	56041 941AA	1				EV0			Before catalyst Right side
-15									BRACKET, Oxygen Sensor Front
	56041 434AA	1				EV0			
	56041 478AB	1				EV0			
-16	#6507 738AA	1				EV0			SCREW, Hex Head, Oxygen Sensor Bracket to Engine Block

JEEP GRAND CHEROKEE (WJ)

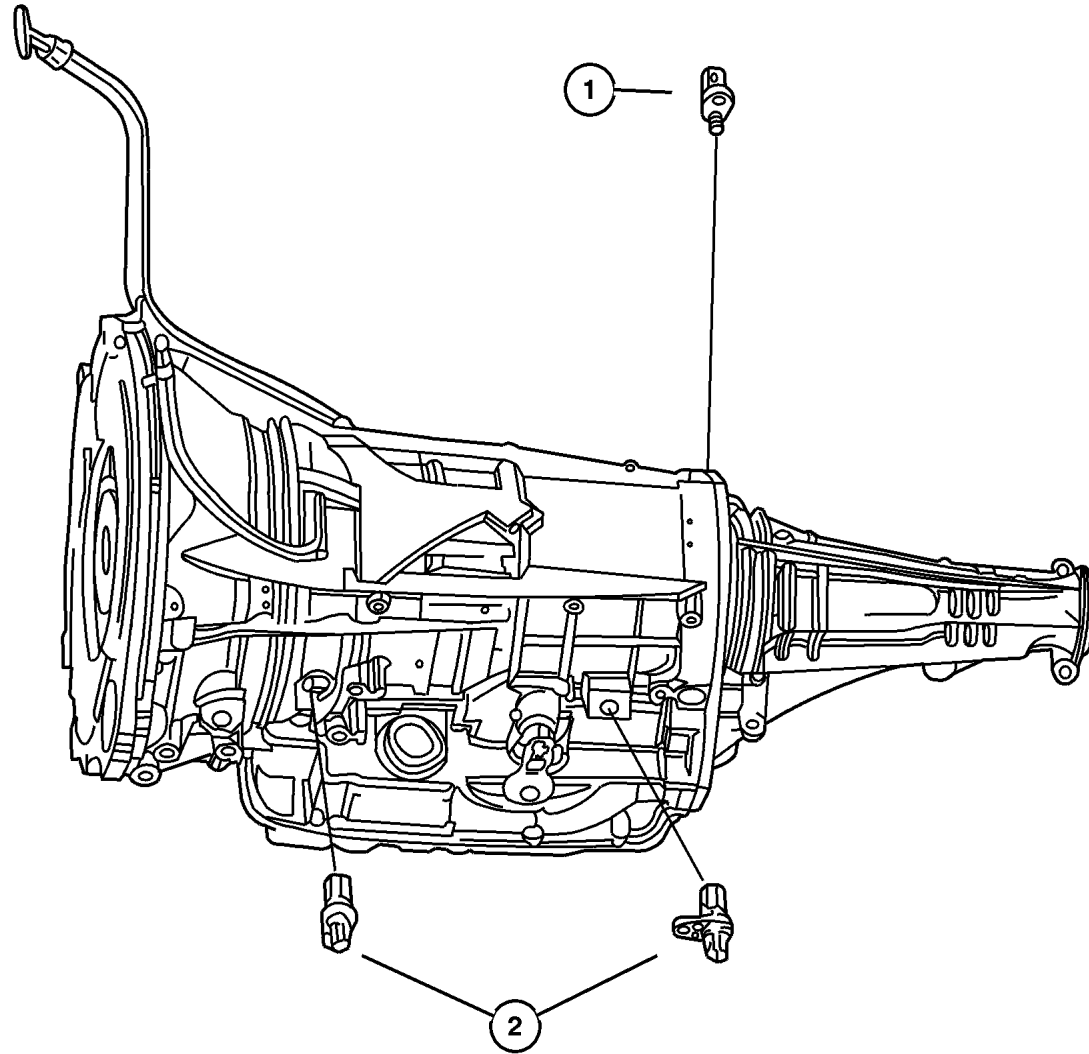
SERIES	LINE	BODY	ENGINE	TRANSMISSION
H = Laredo	J = 4WD	74 = 4 Door	ERH = 4.0L, Power Tech I-6	DGK = 4 Speed Auto, 42RE
M = Sport	T = 2WD		EVA = 4.7L Power Tech V8	DGQ = 5 Speed Auto, 45RFE
P = Limited			EVC = 4.7L HO V8 MPI	DG0 = All Automatic Trans
S = Overland			ER0 = All 4.0L 6 Cyl Gas	
			EV0 = All 4.7L Gas	

AR = Use as required - = Non illustrated part # = New this model year

October 1, 2003



Sensors Drivetrain  
Figure 008-615



ITEM	PART NUMBER	QTY	LINE	SERIES	BODY	ENGINE	TRANS	TRIM	DESCRIPTION
Notes: [DGK]=4 Speed Automatic Transmission [DGQ]=5 Speed Automatic Transmission									
1									TRANSDUCER, Pressure Sensor, Transmission Temperature Thermister
	56028 196AC	1	T				DGK		
		1	J				DGK		
2									SENSOR, Transmission Output Speed
	4800 879	1	T				DGK		
		1	J				DGK		
	4799 061	2	T				DGQ		

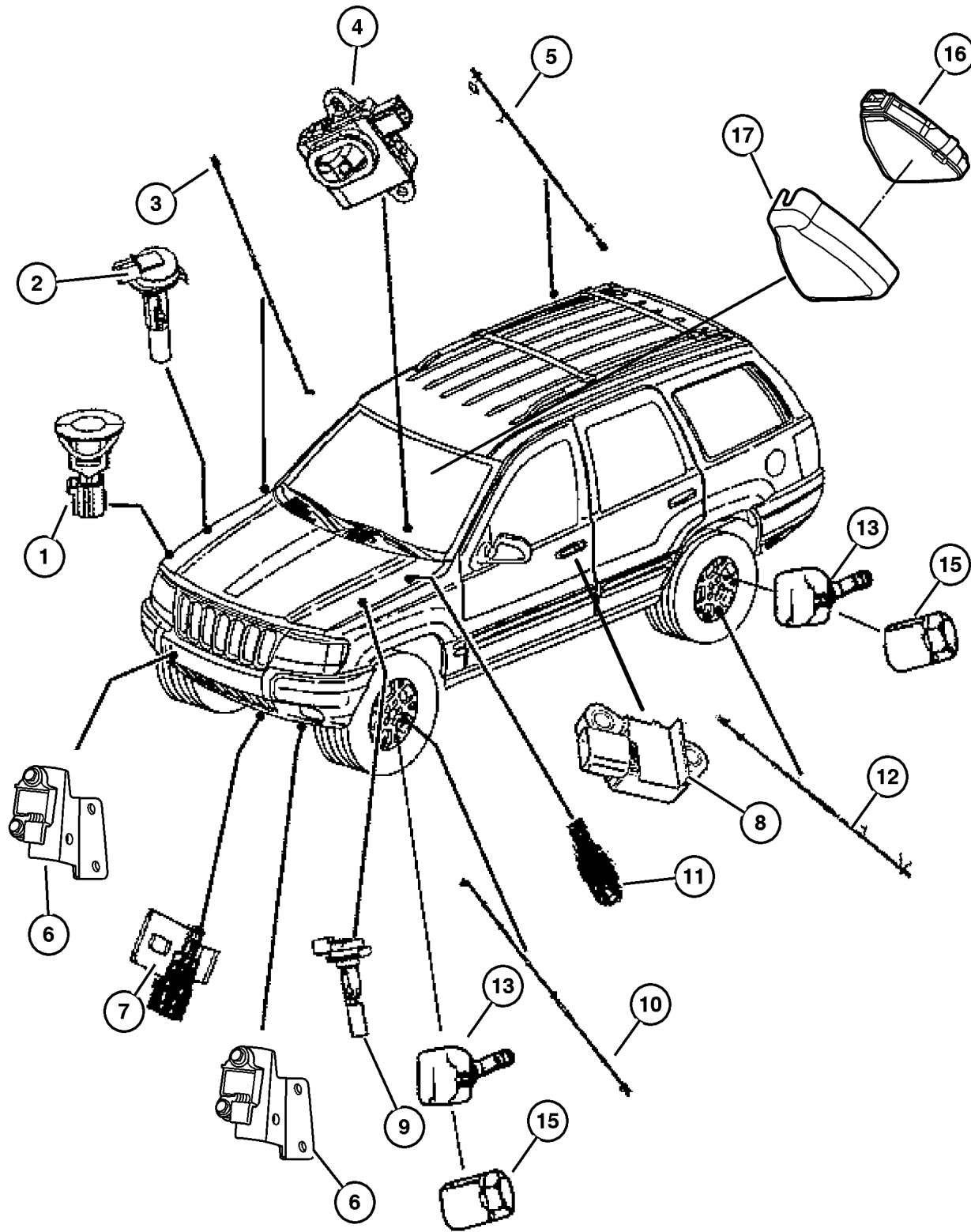
JEEP GRAND CHEROKEE (WJ)

SERIES	LINE	BODY	ENGINE	TRANSMISSION
H = Laredo	J = 4WD	74 = 4 Door	ERH = 4.0L, Power Tech I-6	DGK = 4 Speed Auto, 42RE
M = Sport	T = 2WD		EVA = 4.7L Power Tech V8	DGQ = 5 Speed Auto, 45RFE
P = Limited			EVC = 4.7L HO V8 MPI	DG0 = All Automatic Trans
S = Overland			ER0 = All 4.0L 6 Cyl Gas	
			EVO = All 4.7l Gas	

AR = Use as required - = Non illustrated part # = New this model year

October 1, 2003

## Sensors Body Figure 008-620



ITEM	PART NUMBER	QTY	LINE	SERIES	BODY	ENGINE	TRANS	TRIM	DESCRIPTION
Notes:									
						[ER0] = 4.0L Engine			
						[EV0] = 4.7L Engine			
1	5604 1053	1				ER0, EV0			SENSOR, Battery Temperature
2	5207 9468	1				EV0			SENSOR, Coolant Level
3	56041 316AB	1				ER0			SENSOR, Wheel Speed
		1		J					
		1		T					
4	56042 584AA	1							SENSOR, Headlamp
5	56041 308AA	1							SENSOR, Wheel Speed
6	56010 410AC	1							SENSOR, Air Bag Bracket Serviced with Sensor Only, Right
	56010 411AC	1							Bracket Serviced with Sensor Only, Left
7	5604 2395	1				H, M			SENSOR, Ambient Temperature
		1				P, S			
		1				P, X			
8	56010 319AB	1							SENSOR, Air Bag
9	4882 797	1							SENSOR, Washer Fluid Level
10	56041 317AB	1							SENSOR, Wheel Speed
		1		J					
		1		T					
11	5013 903AA	1							SENSOR, Brake Fluid Level
12	56041 509AA	1							SENSOR, Wheel Speed
13	52088 990AC	5							SENSOR, Tire Pressure, valve stem
-14	52109 664AA	1							MAGNET, Tire Pressure Sensor Locator
15	52088 961AA	5							NUT
16	#56042 759AH	1							SENSOR, Rain
17	5HJ50 DX9AB	1							COVER, Sensor
-18	56042 761AA	1							BRACKET, Windshield, Rain Sensor Mounting

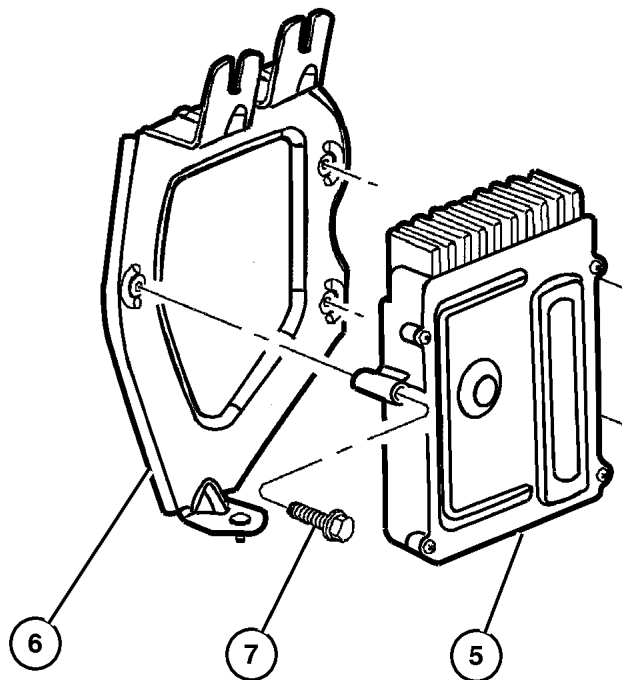
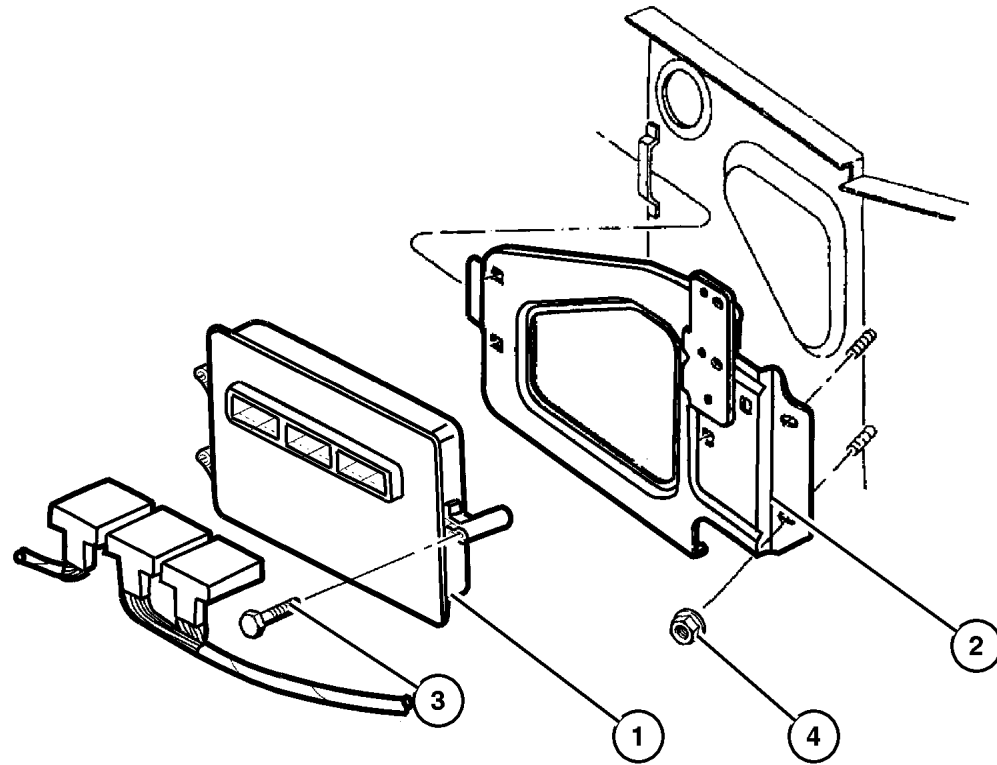
### JEEP GRAND CHEROKEE (WJ)

SERIES	LINE	BODY	ENGINE	TRANSMISSION
H = Laredo	J = 4WD	74 = 4 Door	ERH = 4.0L, Power Tech I-6	DGK = 4 Speed Auto, 42RE
M = Sport	T = 2WD		EVA = 4.7L Power Tech V8	DGQ = 5 Speed Auto, 45RFE
P = Limited			EVC = 4.7L HO V8 MPI	DG0 = All Automatic Trans
S = Overland			ER0 = All 4.0L 6 Cyl Gas	
			EV0 = All 4.7L Gas	

AR = Use as required - = Non illustrated part # = New this model year

October 1, 2003

**JTEC Modules**  
**Figure 008-710**



ITEM	PART NUMBER	QTY	LINE	SERIES	BODY	ENGINE	TRANS	TRIM	DESCRIPTION
Notes:									
[ER0]=4.0L Engine									
[EVA]=4.7L Power Tech Engine									
[EVC]=4.7L Power Tech HO V-8									
[EV0]=4.7L Engine									
[DG0]=Automatic Transmission									
[DGQ]= Automatic Transmission 5 Speed Automatic									
[DGK]=Automatic Transmission 4 Speed									
1									MODULE, Powertrain Control
	#56044 630AB	1				EVA	DG0		
	#56044 631AB	1				EVC	DG0		
	#56044 632AB	1				ER0	DG0		
2	56028 139AB	1				ER0,	DG0		BRACKET, Control Unit
						EV0			
3									SCREW
	6035 884	3				ER0,	DG0		
						EV0			
							DGQ		
4	6503 102	2							NUT AND WASHER, Hex Nut-Coned Washer, M6 x 1.00
5	#56044 574AB	1				EV0	DGQ		MODULE, Transmission Control
6	5604 1045	1					DGQ		BRACKET, Control Unit
7									SCREW
	6035 884	3				ER0,	DG0		
						EV0			
							DGQ		
-8	6503 825	3							NUT AND WASHER, Hex Nut-Coned Washer, M6 x 1.00

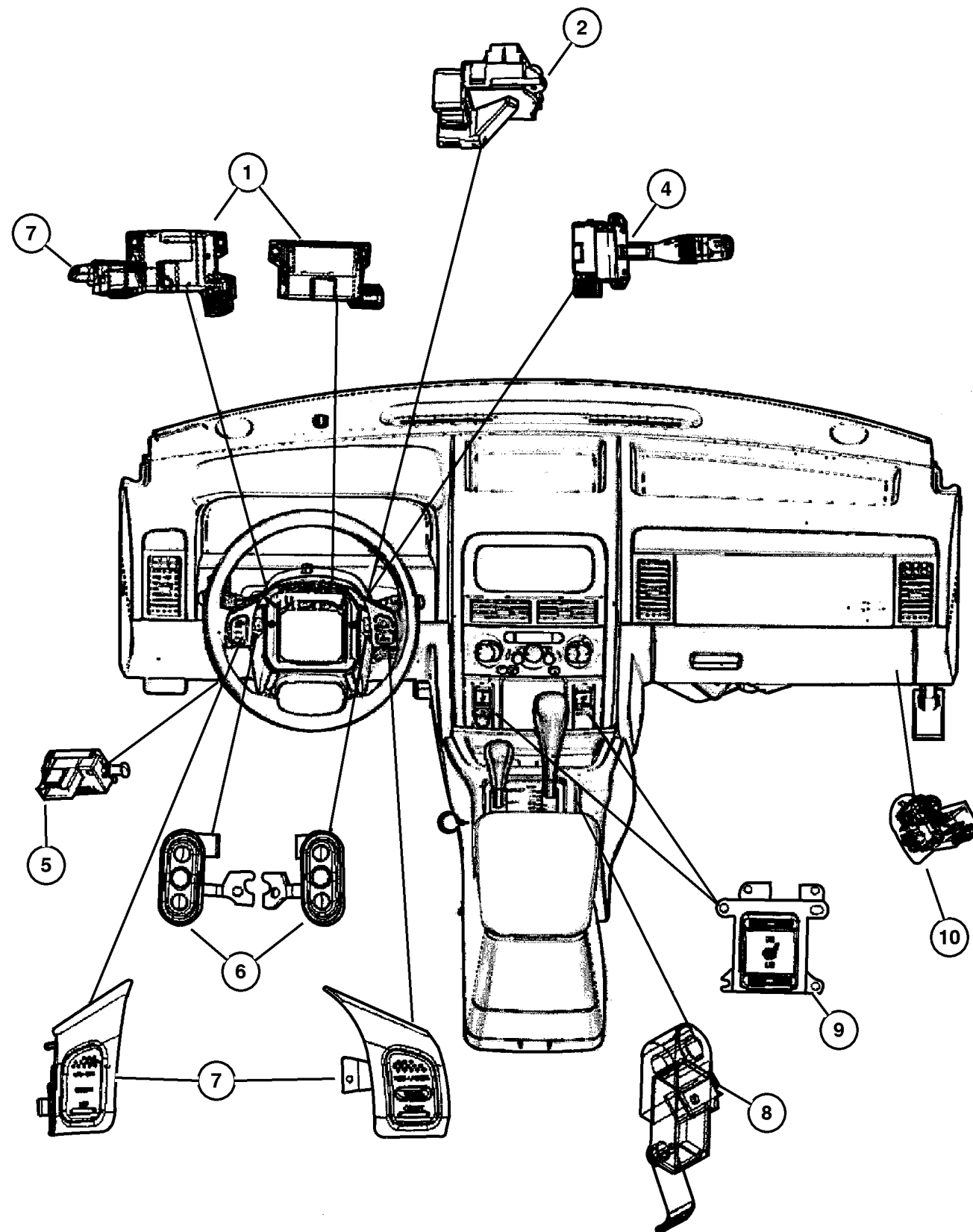
**JEEP GRAND CHEROKEE (WJ)**

SERIES	LINE	BODY	ENGINE	TRANSMISSION
H = Laredo	J = 4WD	74 = 4 Door	ERH = 4.0L, Power Tech I-6	DGK = 4 Speed Auto, 42RE
M = Sport	T = 2WD		EVA = 4.7L Power Tech V8	DGQ = 5 Speed Auto, 45RFE
P = Limited			EVC = 4.7L HO V8 MPI	DG0 = All Automatic Trans
S = Overland			ER0 = All 4.0L 6 Cyl Gas	
			EV0 = All 4.7L Gas	

AR = Use as required - = Non illustrated part # = New this model year

October 1, 2003

**Switches (Instrument Panel and Console)**  
**Figure 008-810**



ITEM	PART NUMBER	QTY	LINE	SERIES	BODY	ENGINE	TRANS	TRIM	DESCRIPTION
1	56042 299AG	1							SWITCH, Multifunction, Left Side Without Fog Lamps & without Automatic Headlamps
	56042 300AG	1							With Fog Lamps & without Automatic Headlamps
	56042 302AG	1							With Fog Lamps & with Automatic Headlamps
	56042 301AG	1							Without Fog Lamps & with Automatic Headlamps
	56042 302AG	1							With Fog Lamps, Rain Sensitive Windshield Wipers & with Automatic Headlamps
2	56042 476AC	1							SWITCH, Ignition
-3	6035 021	1							SCREW, Pan Head Tapping, .125-40x.437, Ignition Switch Attaching
4	56042 769AA	1							SWITCH, Wiper and Washer Without Rain Sensitive Wiper
	56050 003AB	1							With Rain Sensitive Wiper
5	4671 336	1							SWITCH, Stop Lamp
6	56042 312AB	1							SWITCH, Remote Radio Right
	56042 313AB	1							Left
7	56042 310AC	1							SWITCH, Speed Control Right
	56042 311AC	1							Left
	5GY38 1DVAA	1							[DV] Leather Wrapped, Right
	5GY38 1L8AA	1			P				[L5] Leather Wrapped, Right
	5GY38 1TMAA	1			P				[T5] Leather Wrapped, Right
	5GY39 1DVAA	1							[DV] Leather Wrapped, Left
	5GY39 1L8AA	1			P				[L5] Leather Wrapped, Left
	5GY39 1TMAA	1			P				[T5] Leather Wrapped, Left
8	5212 7960	1							SWITCH, Parking Brake
9	56033 017AB	1							SWITCH, Heated Seat Right
	56033 019AB	1							Left
10	4565 022	1							SWITCH AND LAMP, Glove Box
-11	5HU33 1DVAB	1							SWITCH, Adjustable Pedals [DB]
		1							[DV]
	5HU33 1L8AB	1							[L5]
	5HU33 1TMAB	1							[T5]
-12									SWITCH, Horn

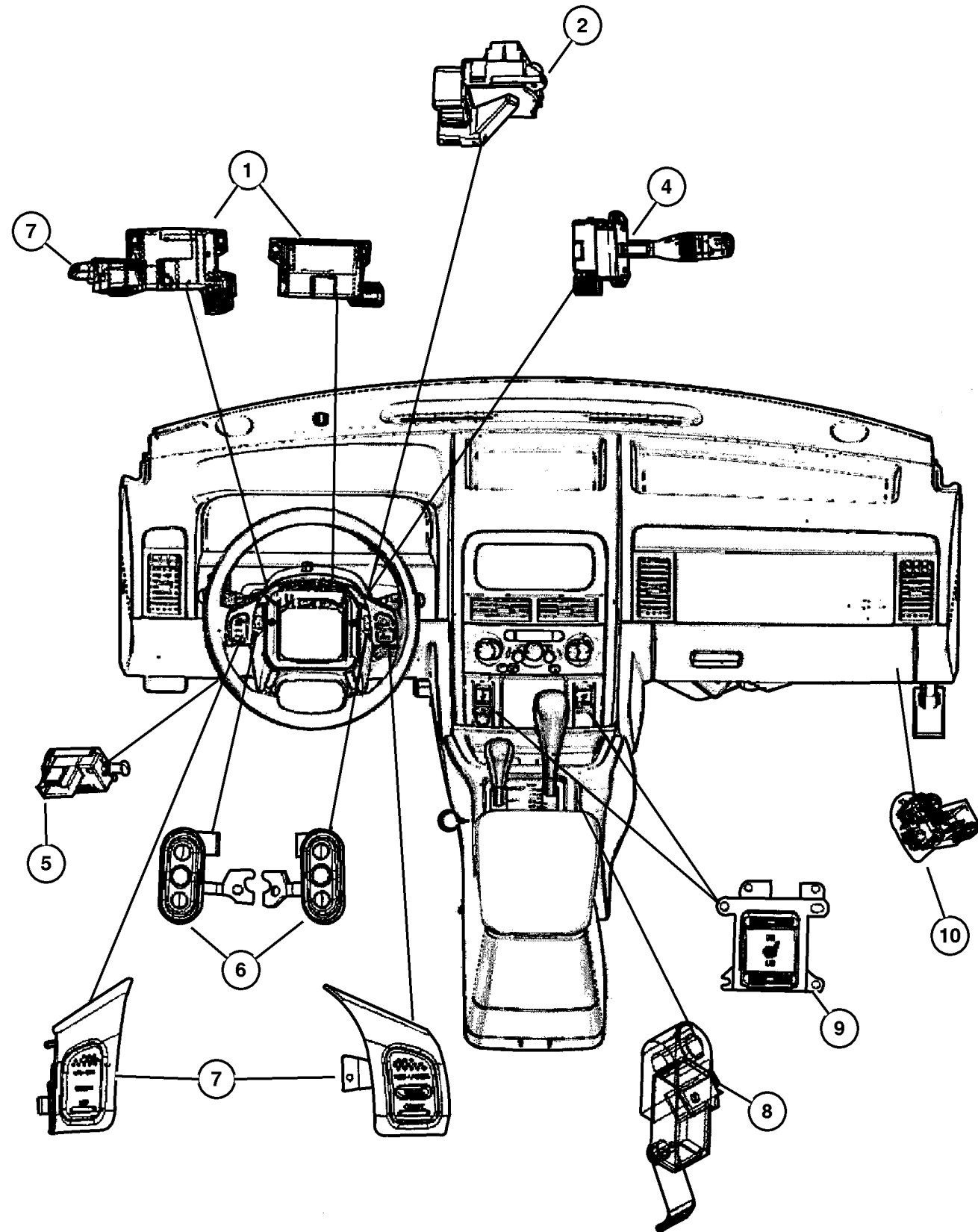
**JEEP GRAND CHEROKEE (WJ)**

<b>SERIES</b>	<b>LINE</b>	<b>BODY</b>	<b>ENGINE</b>	<b>TRANSMISSION</b>
H = Laredo	J = 4WD	74 = 4 Door	ERH = 4.0L, Power Tech I-6	DGK = 4 Speed Auto, 42RE
M = Sport	T = 2WD		EVA = 4.7L Power Tech V8	DGQ = 5 Speed Auto, 45RFE
P = Limited			EVC = 4.7L HO V8 MPI	DG0 = All Automatic Trans
S = Overland			ER0 = All 4.0L 6 Cyl Gas	
			EVO = All 4.7L Gas	

AR = Use as required - = Non illustrated part # = New this model year

October 1, 2003

**Switches (Instrument Panel and Console)**  
**Figure 008-810**



ITEM	PART NUMBER	QTY	LINE	SERIES	BODY	ENGINE	TRANS	TRIM	DESCRIPTION
	5014 533AA	1		P					
		1		H					
		1		M					
		1	J	S					
-13	56042 297AE	1							HOUSING, Switch, Multi-Function Switch

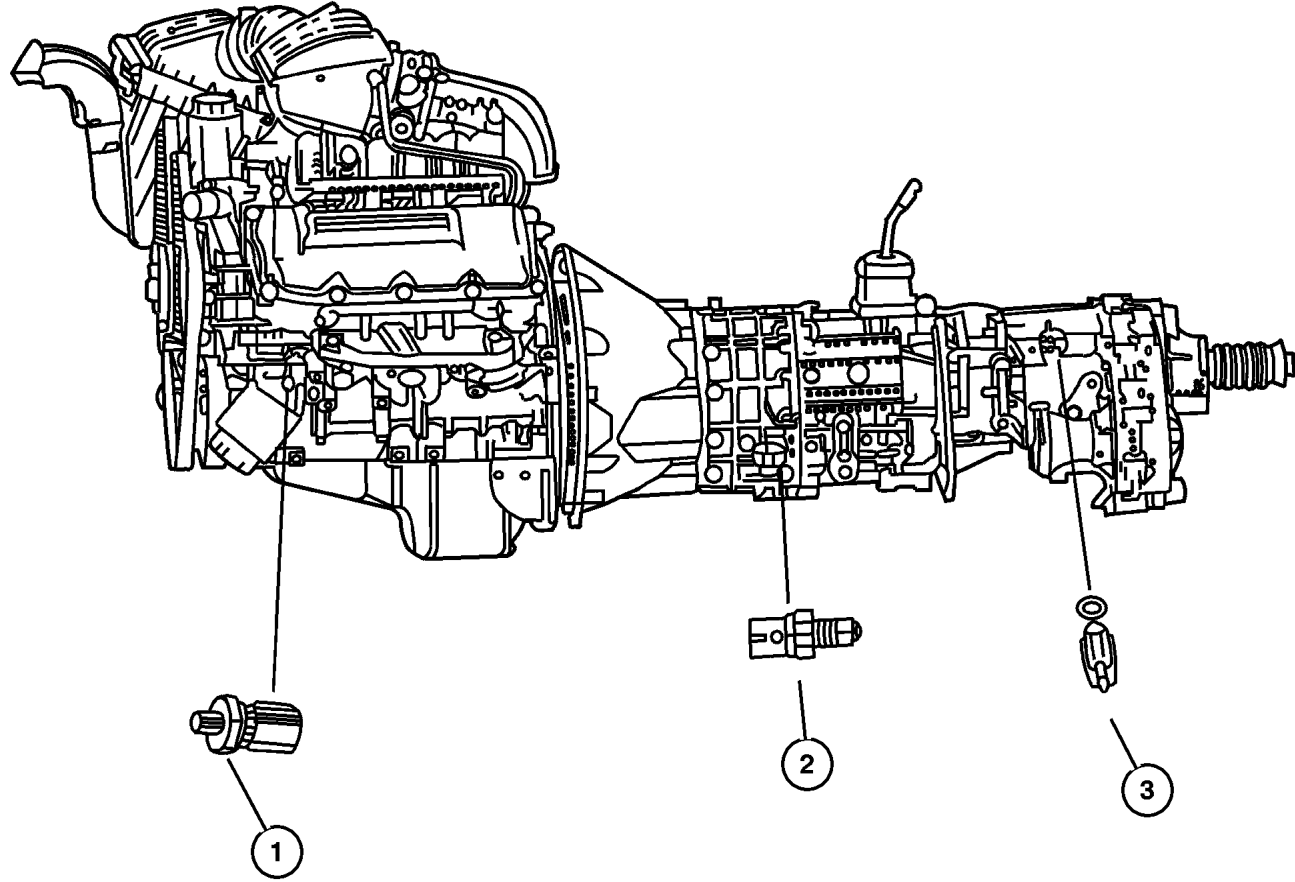
**JEEP GRAND CHEROKEE (WJ)**

<b>SERIES</b>	<b>LINE</b>	<b>BODY</b>	<b>ENGINE</b>	<b>TRANSMISSION</b>
H = Laredo	J = 4WD	74 = 4 Door	ERH = 4.0L, Power Tech I-6	DGK = 4 Speed Auto, 42RE
M = Sport	T = 2WD		EVA = 4.7L Power Tech V8	DGQ = 5 Speed Auto, 45RFE
P = Limited			EVC = 4.7L HO V8 MPI	DG0 = All Automatic Trans
S = Overland			ER0 = All 4.0L 6 Cyl Gas	
			EVO = All 4.7l Gas	

AR = Use as required - = Non illustrated part # = New this model year

October 1, 2003

**Switches, (Drive Train)  
Figure 008-820**



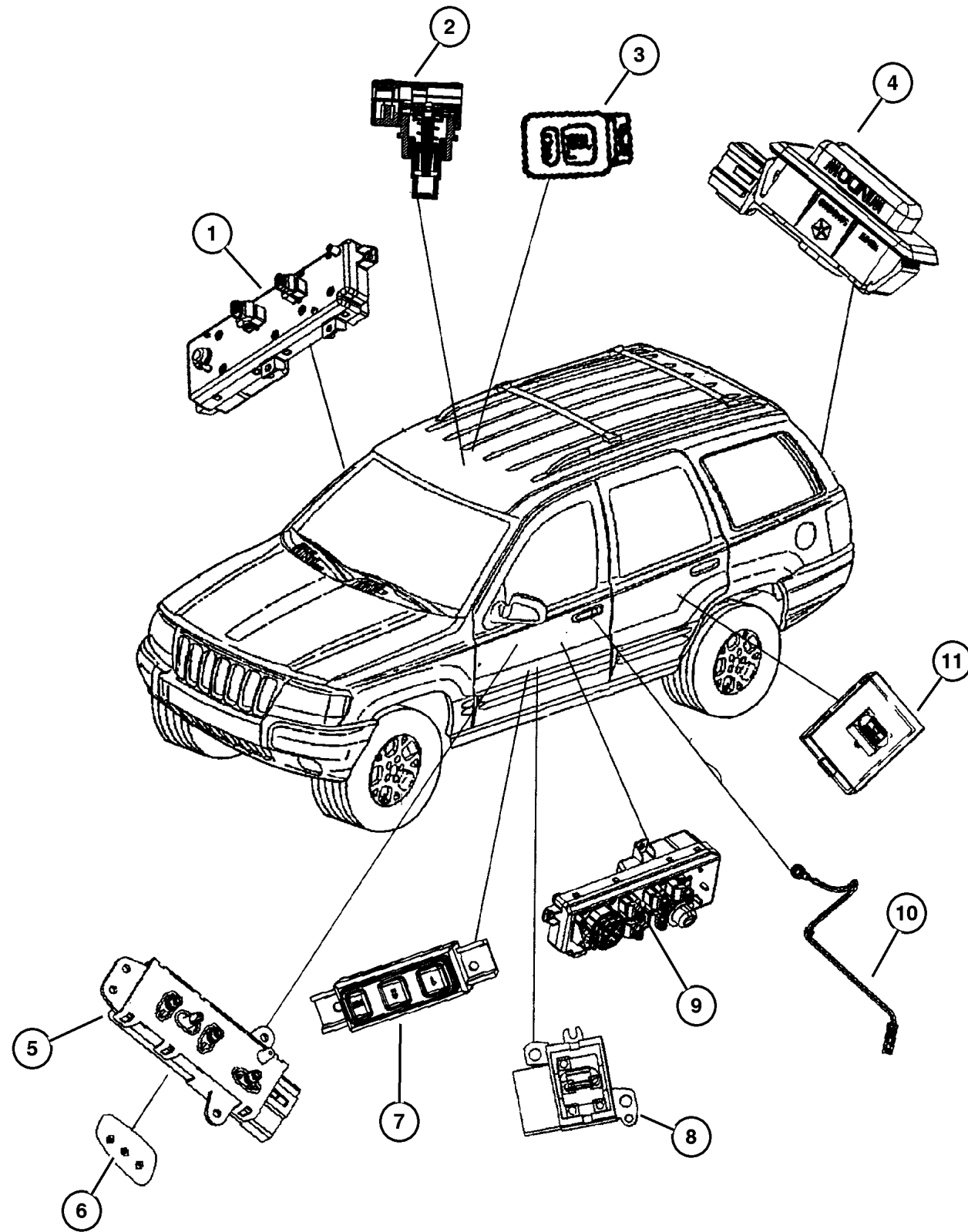
ITEM	PART NUMBER	QTY	LINE	SERIES	BODY	ENGINE	TRANS	TRIM	DESCRIPTION
Notes:									
[ER0] = 4.7L Engine									
[EV0] = 4.7L Engine									
[DGK] = 4 Speed Automatic Transmission									
1									SWITCH, Oil Pressure
	4868 672AA	1				ER0			
		1				EV0			
2									SWITCH, Neutral, Safety, Back Up
	3747 361	1	T				DGK		
		1	J				DGK		
3									SWITCH, Transfer Case, 5 Position
	5083 138AA	1	J			EV0			

<b>JEEP GRAND CHEROKEE (WJ)</b>				
SERIES	LINE	BODY	ENGINE	TRANSMISSION
H = Laredo	J = 4WD	74 = 4 Door	ERH = 4.0L, Power Tech I-6	DGK = 4 Speed Auto, 42RE
M = Sport	T = 2WD		EVA = 4.7L Power Tech V8	DGQ = 5 Speed Auto, 45RFE
P = Limited			EVC = 4.7L HO V8 MPI	DG0 = All Automatic Trans
S = Overland			ER0 = All 4.0L 6 Cyl Gas	
			EV0 = All 4.7L Gas	

AR = Use as required - = Non illustrated part # = New this model year

October 1, 2003

Switches, (Body)  
Figure 008-830



ITEM	PART NUMBER	QTY	LINE	SERIES	BODY	ENGINE	TRANS	TRIM	DESCRIPTION
1									SWITCH, Door Module, Keyless Entry Module Serviced w/ Passenger Door Switch Module (Except JAPAN)
	5HB62 DX9AC	1		P					
		1		H					
		1		M					
		1		S					
		1		X					
2	4685 445	1							SWITCH, Reading Lamp
3	5604 2064	1							SWITCH, 1 Gang, Sunroof
4									SWITCH, Flipper Window
	56042 450AB	1		P					
		1		S					
		1		H, M					
		1		H					
		1	J	X					
5									SWITCH, Seat
	4373 666	2							8 way
	4601 756AB	1							10 way heated seats, Right
	4601 757AB	1							10 way heated seats, Left
6									KNOB, Power Seat Switch
	4607 042AB	1							Without graphics, Right
	4607 042	1							Right
	4607 043AB	1							Left
	4607 044AB	1							Recliner Without graphics, Right
	4607 045AB	1							Recliner Without graphics, Left
7									SWITCH, Memory Selector
	56042 291AB	1		P					
		1		S					
		1		X					
8	5604 2387	1							SWITCH, Lumbar Control
9									SWITCH, Door Module, Keyless Entry Module Serviced w/Driver Door Switch Module (Except JAPAN)
	5HB61 DX9AC	1		P					
		1		S					
		1		H					
		1		M					
10	55136 557AA	1							SWITCH, Security Alarm
11									SWITCH, Power Window

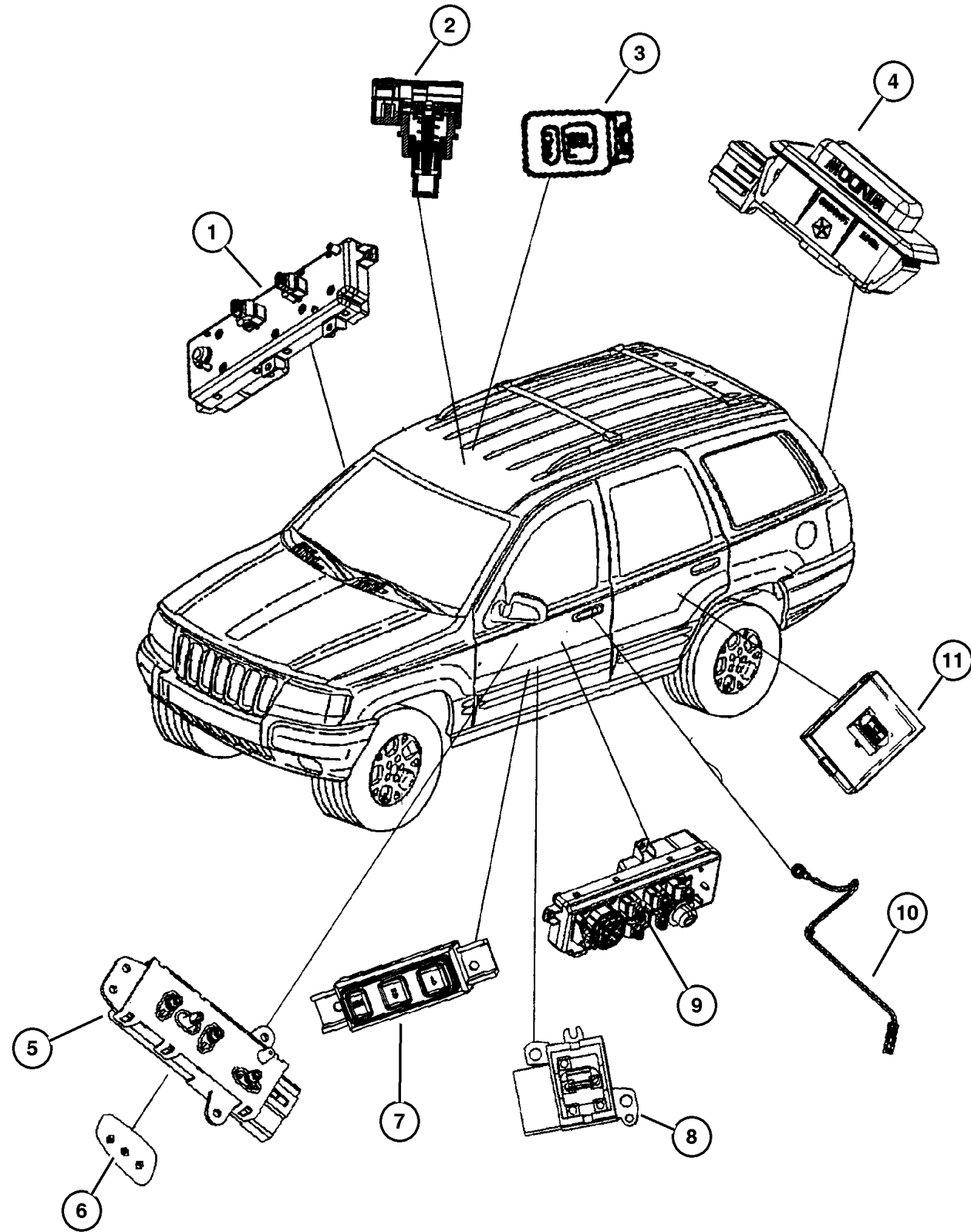
JEEP GRAND CHEROKEE (WJ)

SERIES	LINE	BODY	ENGINE	TRANSMISSION
H = Laredo	J = 4WD	74 = 4 Door	ERH = 4.0L, Power Tech I-6	DGK = 4 Speed Auto, 42RE
M = Sport	T = 2WD		EVA = 4.7L Power Tech V8	DGQ = 5 Speed Auto, 45RFE
P = Limited			EVC = 4.7L HO V8 MPI	DG0 = All Automatic Trans
S = Overland			ER0 = All 4.0L 6 Cyl Gas	
			EVO = All 4.7L Gas	

AR = Use as required - = Non illustrated part # = New this model year

October 1, 2003

Switches, (Body)  
Figure 008-830



ITEM	PART NUMBER	QTY	LINE	SERIES	BODY	ENGINE	TRANS	TRIM	DESCRIPTION
	5HB57 DX9AA	1		P					Rear Door
		1		H					Rear Door
		1		M					Rear Door
		1		X					Rear Door
		1		S					Rear Door
-12									SWITCH, Adjustable Pedals
	5HU33 1DVAB	1							[DB]
		1							[DV]
	5HU33 1L8AB	1							[L5]
	5HU33 1TMAB	1							[T5]

JEEP GRAND CHEROKEE (WJ)

SERIES	LINE	BODY	ENGINE	TRANSMISSION
H = Laredo	J = 4WD	74 = 4 Door	ERH = 4.0L, Power Tech I-6	DGK = 4 Speed Auto, 42RE
M = Sport	T = 2WD		EVA = 4.7L Power Tech V8	DGQ = 5 Speed Auto, 45RFE
P = Limited			EVC = 4.7L HO V8 MPI	DG0 = All Automatic Trans
S = Overland			ER0 = All 4.0L 6 Cyl Gas	
			EVO = All 4.7l Gas	

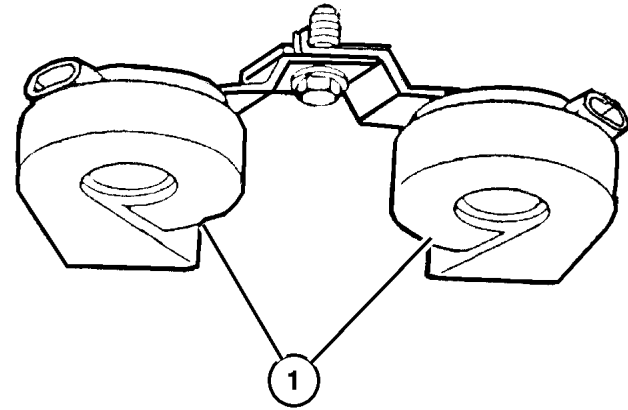
AR = Use as required - = Non illustrated part # = New this model year

October 1, 2003



Horns  
Figure 008-910

ITEM	PART NUMBER	QTY	LINE	SERIES	BODY	ENGINE	TRANS	TRIM	DESCRIPTION
1	56042 315AE	1							HORN, Duel



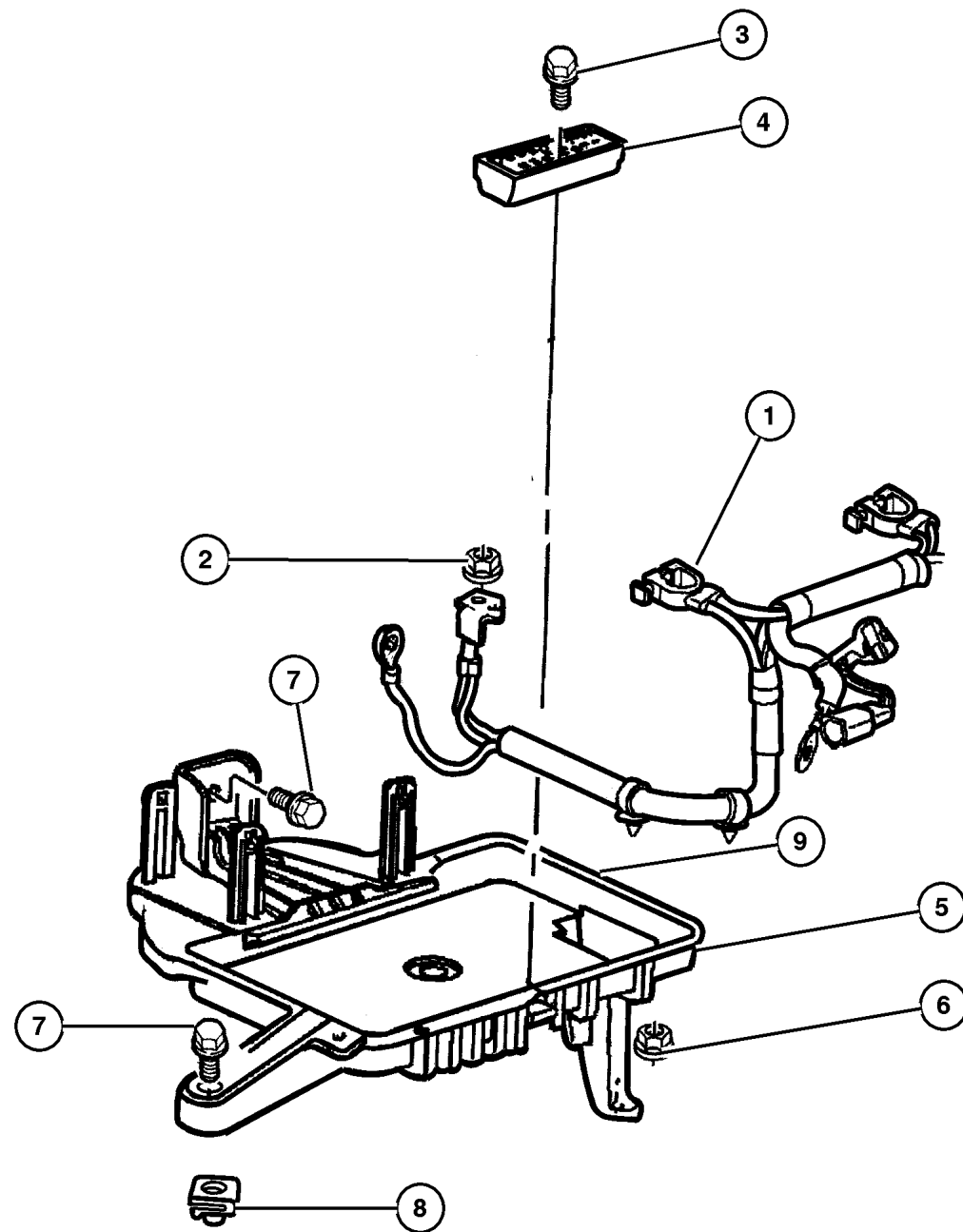
JEEP GRAND CHEROKEE (WJ)

SERIES	LINE	BODY	ENGINE	TRANSMISSION
H = Laredo	J = 4WD	74 = 4 Door	ERH = 4.0L, Power Tech I-6	DGK = 4 Speed Auto, 42RE
M = Sport	T = 2WD		EVA = 4.7L Power Tech V8	DGQ = 5 Speed Auto, 45RFE
P = Limited			EVC = 4.7L HO V8 MPI	DG0 = All Automatic Trans
S = Overland			ER0 = All 4.0L 6 Cyl Gas	
			EVO = All 4.7l Gas	

AR = Use as required - = Non illustrated part # = New this model year

October 1, 2003

## Battery Tray & Cables Figure 008-1010



ITEM	PART NUMBER	QTY	LINE	SERIES	BODY	ENGINE	TRANS	TRIM	DESCRIPTION
Notes:									
ER0=4.0L Engine									
EV0=4.7L Engine									
1									WIRING, Alternator and Battery
	#56050 276AB	1				ER0			
	#56050 277AC	1				EV0			
2	6101 808	2				ER0, EV0			NUT, Hex, M6x1
3									SCREW AND WASHER, (NOT SERVICED) (Not Serviced)
4	55136 959AB	1				ER0, EV0			BRACKET, Battery Hold Down
5	55137 183AC	1				ER0, EV0			SUPPORT, Battery
6	6504 030	1							NUT AND WASHER, Hex, M6x1
7	6100 568	4							BOLT AND WASHER, Implement Attaching
8	6101 712	1				ER0, EV0			NUT, U, M6x1
9	4741 698	1							BATTERY, Storage

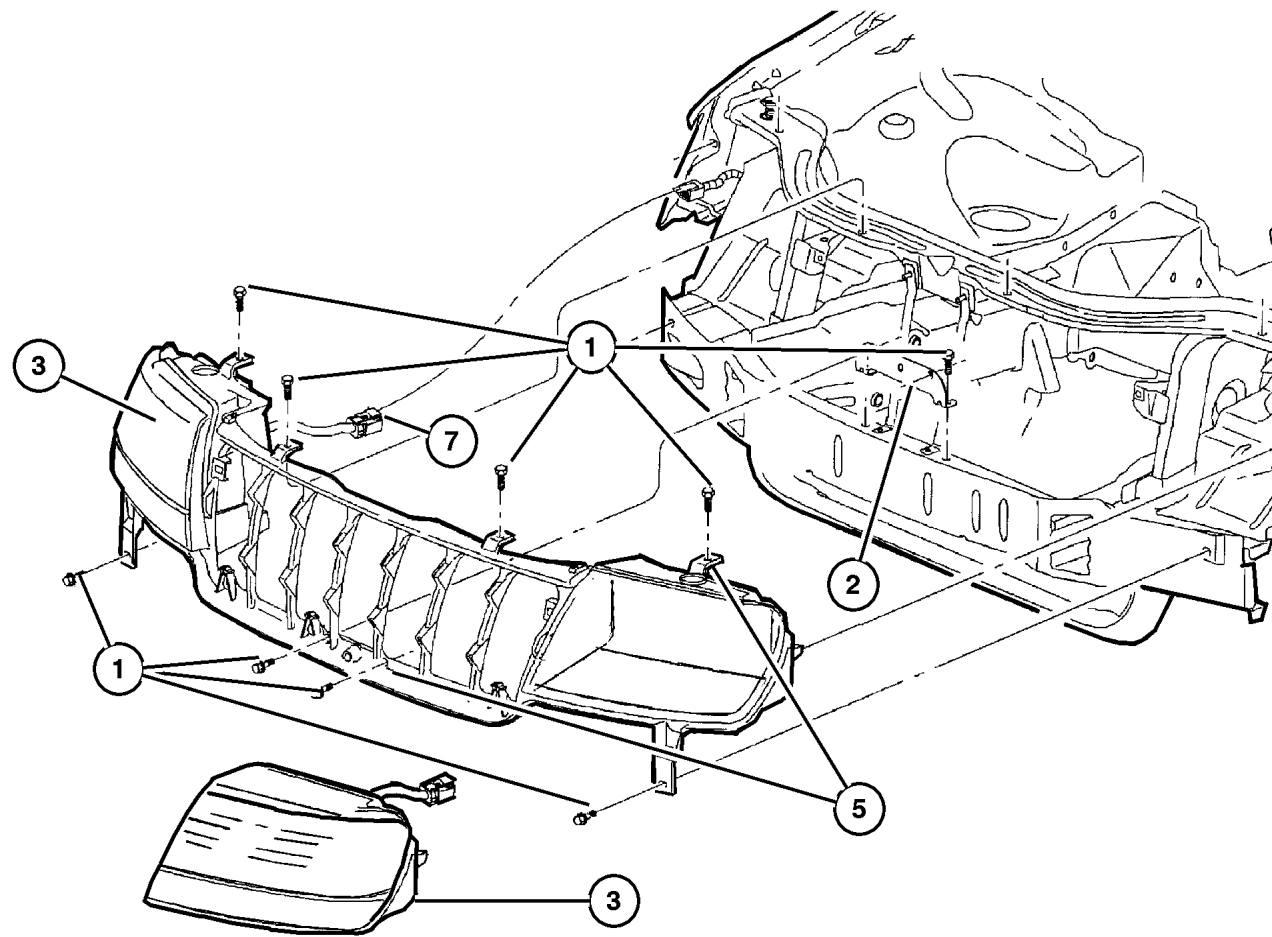
### JEEP GRAND CHEROKEE (WJ)

SERIES	LINE	BODY	ENGINE	TRANSMISSION
H = Laredo	J = 4WD	74 = 4 Door	ERH = 4.0L, Power Tech I-6	DGK = 4 Speed Auto, 42RE
M = Sport	T = 2WD		EVA = 4.7L Power Tech V8	DGQ = 5 Speed Auto, 45RFE
P = Limited			EVC = 4.7L HO V8 MPI	DG0 = All Automatic Trans
S = Overland			ER0 = All 4.0L 6 Cyl Gas	
			EV0 = All 4.7L Gas	

AR = Use as required - = Non illustrated part # = New this model year

October 1, 2003

Lamp - Front End  
Figure 008-1110



ITEM	PART NUMBER	QTY	LINE	SERIES	BODY	ENGINE	TRANS	TRIM	DESCRIPTION
1	6503 259	2							SCREW, Tapping, M6x1x20
2	55155 706AC	1							BRACKET, Headlamp Panel
3	55155 128AC	1		H, M					LAMP, Headlamp Park And Turn Laredo w/o Headlamp Leveling, Right
	55155 129AC	1		H, M					Laredo w/o Headlamp Leveling, Left
	55155 552AD	1		P, S					Limited w/o Headlamp Leveling, Right
	55155 553AD	1		P, S					Limited w/o Headlamp Leveling, Left
	55155 552AD	1		P, X					Right
	55155 553AD	1		P, X					Left
-4									SCREW, Large Round Washer Head, Jack Screw
	6504 483	2		H, M					
		2		P, X					
		2		P, S					
5									SUPPORT, Headlamp Panel
	55155 498AB	1		H, M					
		1		P, S					
		1		P, X					
-6									RETAINER, Headlamp Receptical
	5012 685AA	4		H, M					
		4		P, S					
7	5012 604AA	1		H, M					WIRING, Headlamp
-8	5604 2395	1		H, M					SENSOR, Ambient Temperature
-9									NUT
	5013 799AA	4		P					
		4		S					
		4		H					
		4		M					
-10									BULB, Headlamp, 9006XS
	L0009 006XS	1		H, M					
		1		P, S					
		1		P, X					
-11									BULB, Headlamp
	L0900 5XSLL	1		H, M					
		1		P, S					
		1		P, X					
-12									BULB, 3157A

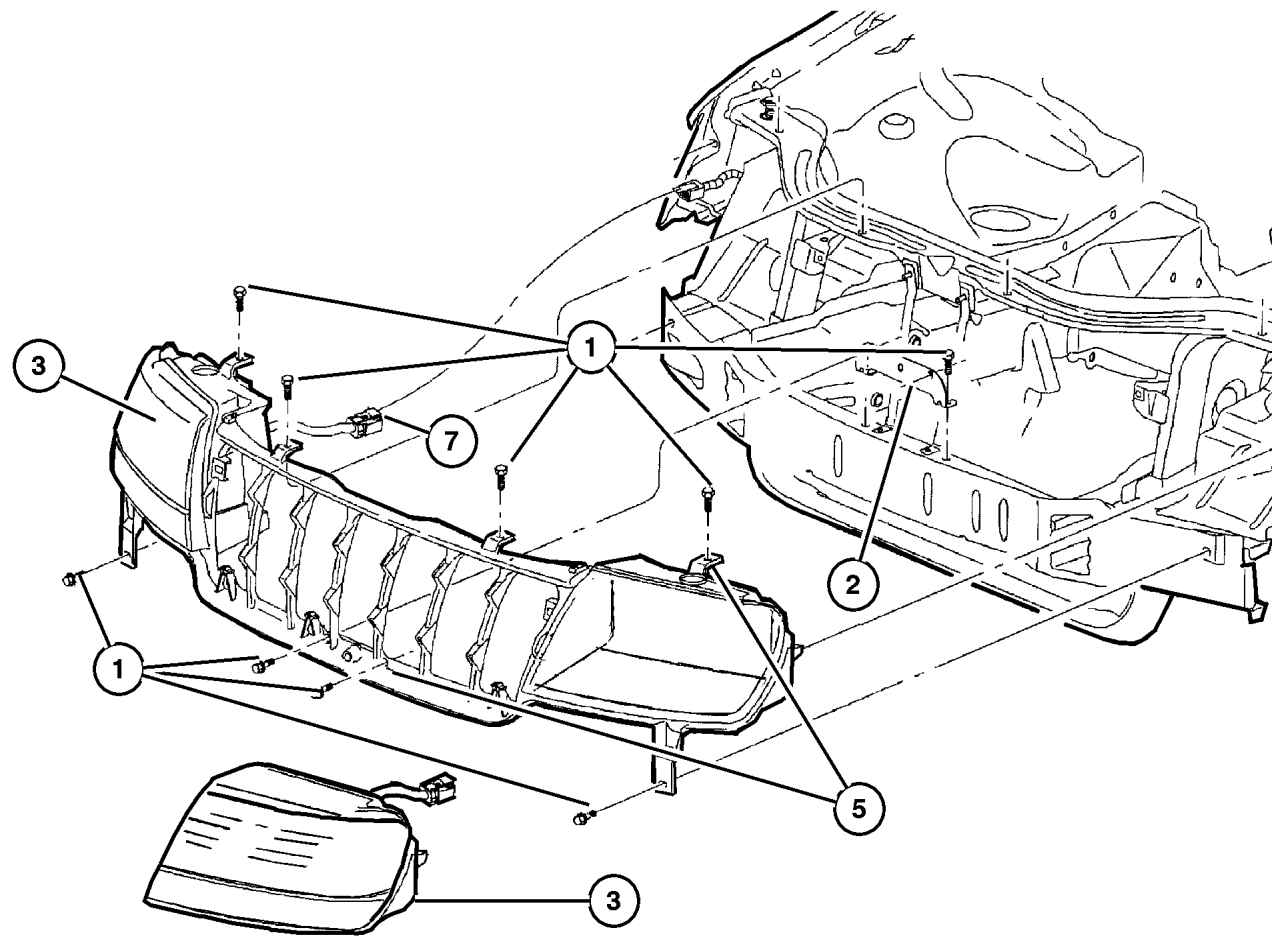
JEEP GRAND CHEROKEE (WJ)

SERIES	LINE	BODY	ENGINE	TRANSMISSION
H = Laredo	J = 4WD	74 = 4 Door	ERH = 4.0L, Power Tech I-6	DGK = 4 Speed Auto, 42RE
M = Sport	T = 2WD		EVA = 4.7L Power Tech V8	DGQ = 5 Speed Auto, 45RFE
P = Limited			EVC = 4.7L HO V8 MPI	DG0 = All Automatic Trans
S = Overland			ER0 = All 4.0L 6 Cyl Gas	
			EVO = All 4.7L Gas	

AR = Use as required - = Non illustrated part # = New this model year

October 1, 2003

Lamp - Front End  
Figure 008-1110



ITEM	PART NUMBER	QTY	LINE	SERIES	BODY	ENGINE	TRANS	TRIM	DESCRIPTION
	L000 03157A	2		H, M					
		2		P, S					
		2		P, X					
-13	L001 94NA	1		H, M					BULB, 194NA
-14									LAMP, Fog
	5515 5136	1		X					Right
	55155 137AC	1		M					Left
	55155 136AC	1		H					Right
		1		P					Right
		1		S					Right
		1		M					Right
	5515 5137	1		X					Left
	55155 137AC	1		H					Left
		1		P					Left
		1		S					Left
-15									BULB, Fog Lamp, 50 Watt
	L000 9040	1		H					
		1		M					
		1		P					

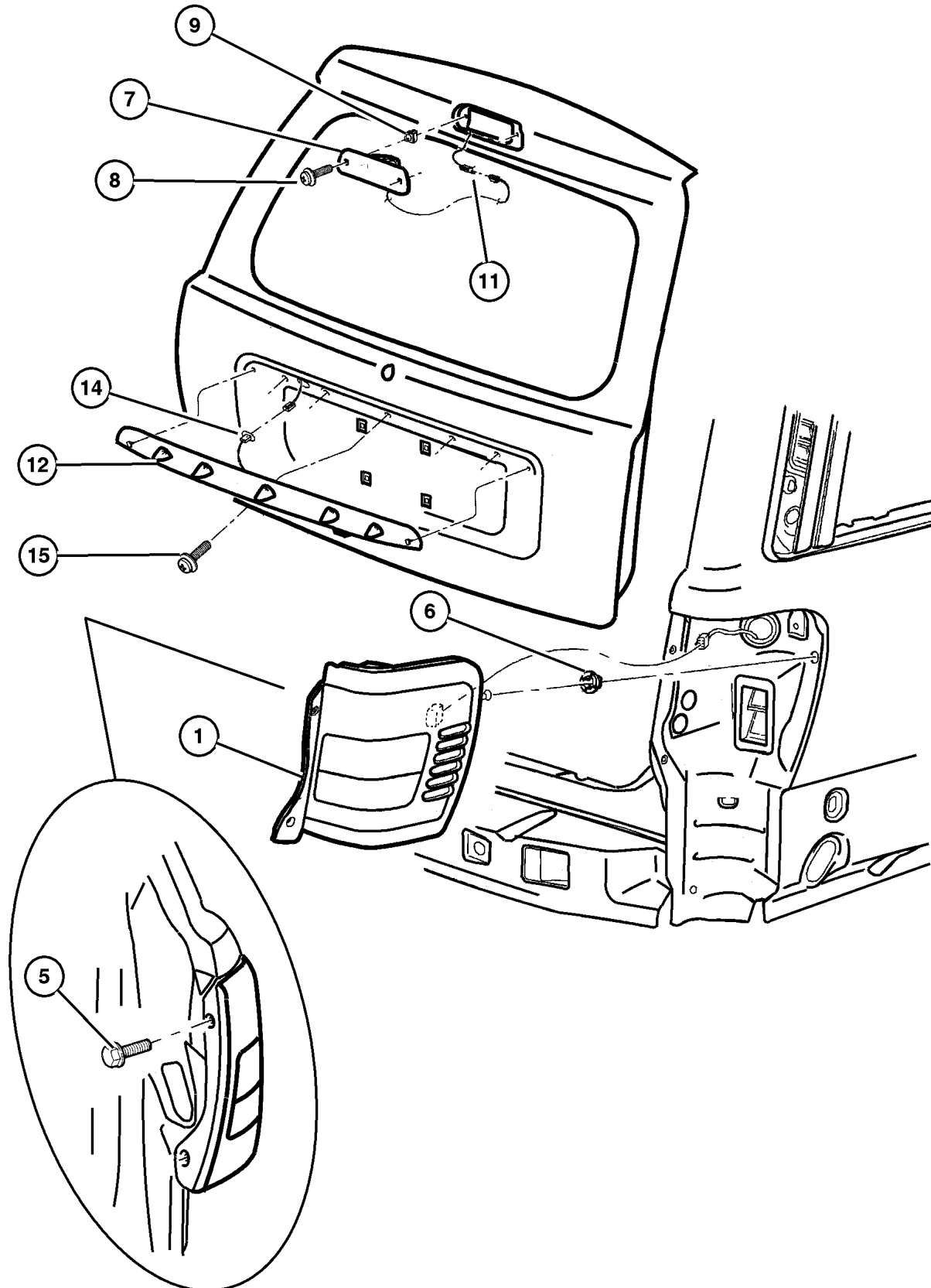
JEEP GRAND CHEROKEE (WJ)

SERIES	LINE	BODY	ENGINE	TRANSMISSION
H = Laredo	J = 4WD	74 = 4 Door	ERH = 4.0L, Power Tech I-6	DGK = 4 Speed Auto, 42RE
M = Sport	T = 2WD		EVA = 4.7L Power Tech V8	DGQ = 5 Speed Auto, 45RFE
P = Limited			EVC = 4.7L HO V8 MPI	DG0 = All Automatic Trans
S = Overland			ER0 = All 4.0L 6 Cyl Gas	
			EVO = All 4.7l Gas	

AR = Use as required - = Non illustrated part # = New this model year

October 1, 2003

Lamp - Rear End  
Figure 008-1120



ITEM	PART NUMBER	QTY	LINE	SERIES	BODY	ENGINE	TRANS	TRIM	DESCRIPTION
1									LAMP, Tail Stop Turn
	55155 138AH	1							Up to 8/19/02, Right
	#55155 138AI	1							8/19/02 & After, Right
	55155 139AG	1							Up to 8/19/02, Left
	#55155 139AH	1							8/19/02 & After, Left
-2									GAP HIDER, Lamp
	#55156 844AA	1							Right
	#55156 845AA	1							Left
-3	L000 3157	3							BULB, 3157
-4	4676 589	3							SOCKET, Board
5									SCREW, .190-16 X .750, (NOT SERVICED) (Not Serviced)
6	6505 386AA	2							NUT, Plastic
7	5515 5140	1							LAMP, High Mounted Stop
8	6036 163AA	2							SCREW, .19-16x1.00
9	6505 703AA	2							NUT, Plastic Snap-in
-10	L000 921E	1							BULB, 921
11	5604 2544	1							WIRING, High Mounted Stop Lamp
12									HOUSING, Lamp
	5012 554AA	1			P				
	5012 553AB	1			H, M				
	5012 554AA	1			S				
		1	J		X				
-13	5012 548AA	2			P				LAMP, License
14	56042 545AD	1			P				WIRING, License Lamp
15	6506 997AA	5							SCREW, License Plate Lamp
-16	56042 450AB	1			P				SWITCH, Flipper Window
-17	L000 0168	2			P				BULB, 168

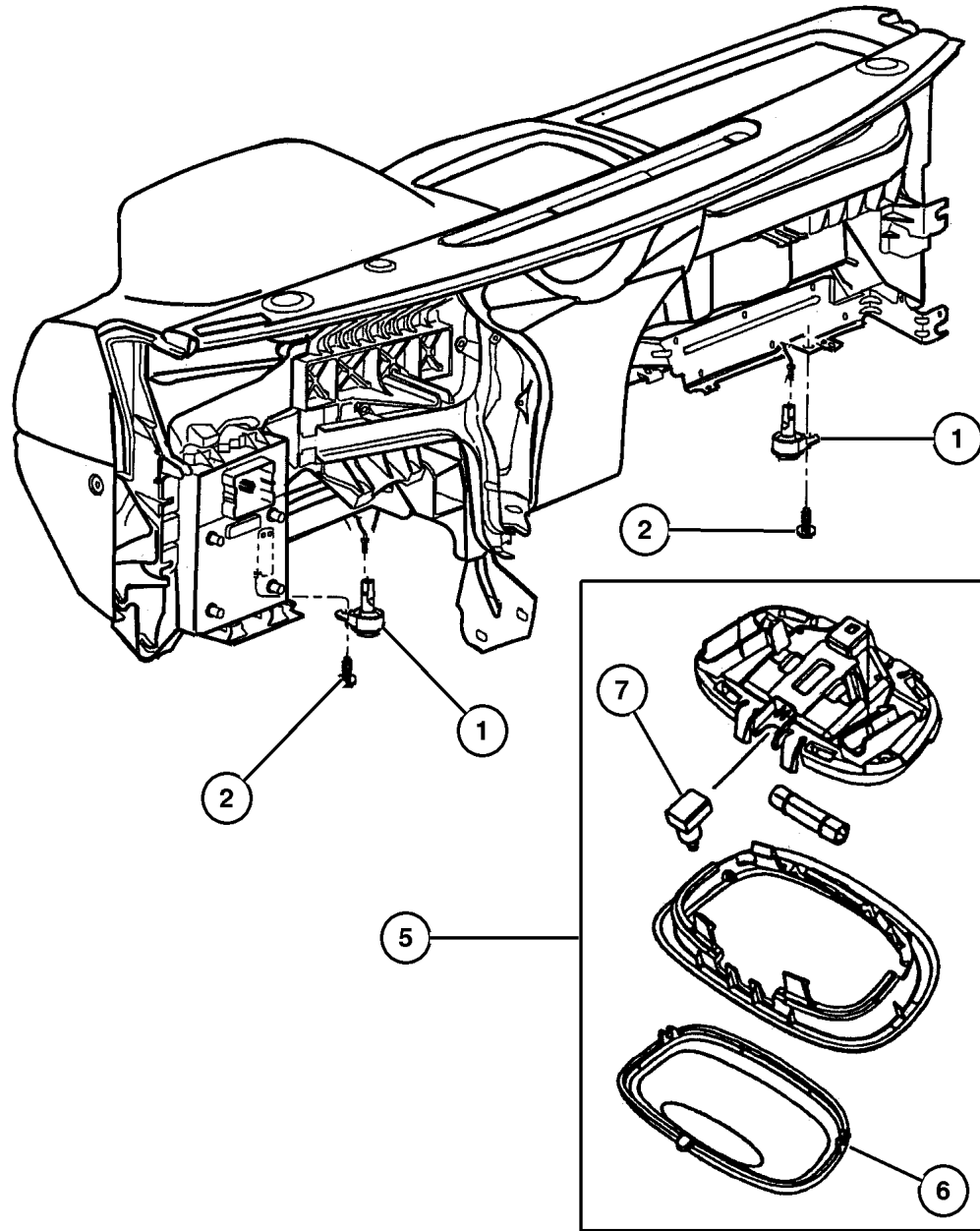
JEEP GRAND CHEROKEE (WJ)

SERIES	LINE	BODY	ENGINE	TRANSMISSION
H = Laredo	J = 4WD	74 = 4 Door	ERH = 4.0L, Power Tech I-6	DGK = 4 Speed Auto, 42RE
M = Sport	T = 2WD		EVA = 4.7L Power Tech V8	DGQ = 5 Speed Auto, 45RFE
P = Limited			EVC = 4.7L HO V8 MPI	DG0 = All Automatic Trans
S = Overland			ER0 = All 4.0L 6 Cyl Gas	
			EVO = All 4.7L Gas	

AR = Use as required - = Non illustrated part # = New this model year

October 1, 2003

Lamp - Courtesy - Dome - Reading  
Figure 008-1130



ITEM	PART NUMBER	QTY	LINE	SERIES	BODY	ENGINE	TRANS	TRIM	DESCRIPTION
1	56042 559AA	2							LAMP, Courtesy, I/Panel Lower
2	6101 946	3							SCREW, Tapping
-3	L000 0161	1							BULB, 161, Ash Receiver
-4	4778 794	1							LENS, Illuminated Visor
5									LAMP, Cargo
	5FT1 0TL2	1							[DB]
	5FT1 0XDB	1							[T5]
	5FT1 0XT5	1							[T5]
6	55196 755AA	1							LENS, Cargo Lamp
7	55196 759AA	1							LENS, Lamp Module, Grab Handle
-8	4685 445	1							SWITCH, Reading Lamp
-9	4437 661	1							LAMP, Message Center
-10									LAMP, Door
	5600 5076	1			P				Right
	5600 5077	1			P				Left
-11									LENS, Lamp Module
	55196 759AA	1							Left
	55196 760AA	1							Right

JEEP GRAND CHEROKEE (WJ)

SERIES	LINE	BODY	ENGINE	TRANSMISSION
H = Laredo	J = 4WD	74 = 4 Door	ERH = 4.0L, Power Tech I-6	DGK = 4 Speed Auto, 42RE
M = Sport	T = 2WD		EVA = 4.7L Power Tech V8	DGQ = 5 Speed Auto, 45RFE
P = Limited			EVC = 4.7L HO V8 MPI	DG0 = All Automatic Trans
S = Overland			ER0 = All 4.0L 6 Cyl Gas	
			EVO = All 4.7l Gas	

AR = Use as required - = Non illustrated part # = New this model year

October 1, 2003

**Bulbs**  
**Figure 008-1140**

ITEM	PART NUMBER	QTY	LINE	SERIES	BODY	ENGINE	TRANS	TRIM	DESCRIPTION
Notes:									
ERO=4.0L Engine									
EVA=4.7L Power Tech Engine V8									
1	L000 3157	3							BULB, 3157, Tail/Stop/Turn Lamp
-2	L000 921E	1							BULB, 921, High Mounted Stop Lamp
-3	L0009 006XS	1		H, M					BULB, Headlamp, 9006XS
		1		P, S					
		1		P, X					
-4	L0900 5XSLL	1		H, M					BULB, Headlamp
		1		P, S					
		1		P, X					
-5	L000 0161	1							BULB, 161, Ash Receiver
-6	L000 0906	2							BULB, 906
-7	L000 0192	2							BULB, 192, Console Dome Reading Lamp
-8	L000 PC74	12		H		ER0, EVA			BULB, PC74 Instrument Panel Cluster
		12		H, M		ER0, EVA			Instrument Panel Cluster
		12		P, S, X		ER0, EVA, EVC			Instrument Panel Cluster
-9	L000 0194	1							BULB, 194, Switch & Lamp, Glovebox
-10	L002 1202	1							BULB, 212-2, Rear Cargo Overhead Lamp
-11	L002 1402	1							BULB, 21402, Roof Grab Handle / Passenger Assist Dome / Reading Roof Mounted Rear Right
-12	5013 123AA	4							BULB, Heater and A/C Control
-13	6501 966	1							BULB, Sunvisor



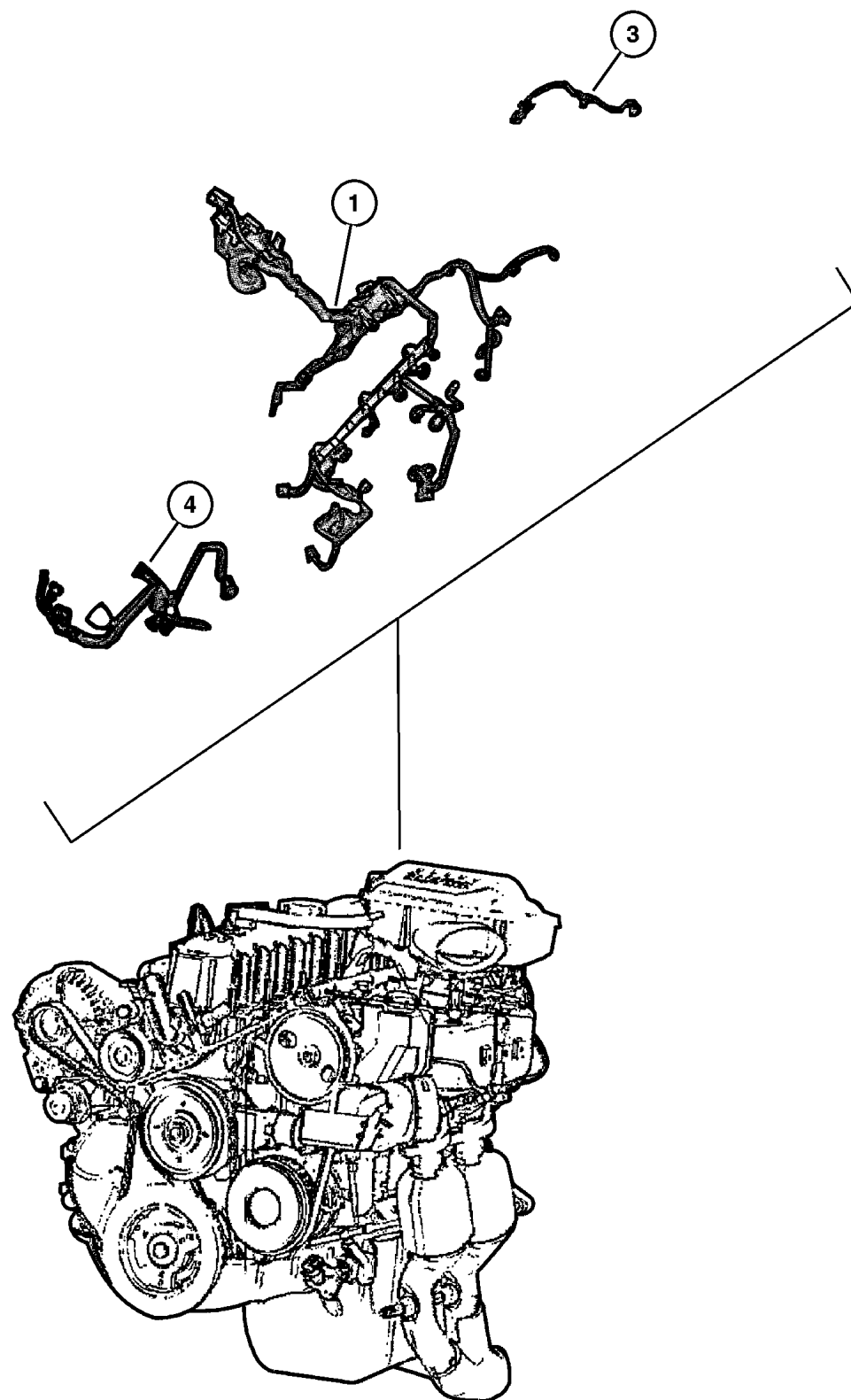
**JEEP GRAND CHEROKEE (WJ)**

SERIES	LINE	BODY	ENGINE	TRANSMISSION
H = Laredo	J = 4WD	74 = 4 Door	ERH = 4.0L, Power Tech I-6	DGK = 4 Speed Auto, 42RE
M = Sport	T = 2WD		EVA = 4.7L Power Tech V8	DGQ = 5 Speed Auto, 45RFE
P = Limited			EVC = 4.7L HO V8 MPI	DG0 = All Automatic Trans
S = Overland			ER0 = All 4.0L 6 Cyl Gas	
			EVO = All 4.7L Gas	

AR = Use as required - = Non illustrated part # = New this model year

October 1, 2003

**Wiring - Engine and Related Items 4.0L Engine  
Figure 008-1210**



ITEM	PART NUMBER	QTY	LINE	SERIES	BODY	ENGINE	TRANS	TRIM	DESCRIPTION
------	-------------	-----	------	--------	------	--------	-------	------	-------------

Notes:

[ER0]=4.0L Engine  
[DG0]=Automatic Transmission

1	#56044 369AA	1	J			ER0	DG0		WIRING, Injector
		1	T			ER0	DG0		With Quad-Trac
	#56044 370AB	1	J			ER0	DG0		With Selec-Trac
-2	5600 8876	1							STRAP, Tie
3									WIRING, Transfer Case Jumper, Served in Injector Harness, (NOT SERVICED) (Not Serviced)
4	#56050 276AB	1				ER0			WIRING, Alternator and Battery

**JEEP GRAND CHEROKEE (WJ)**

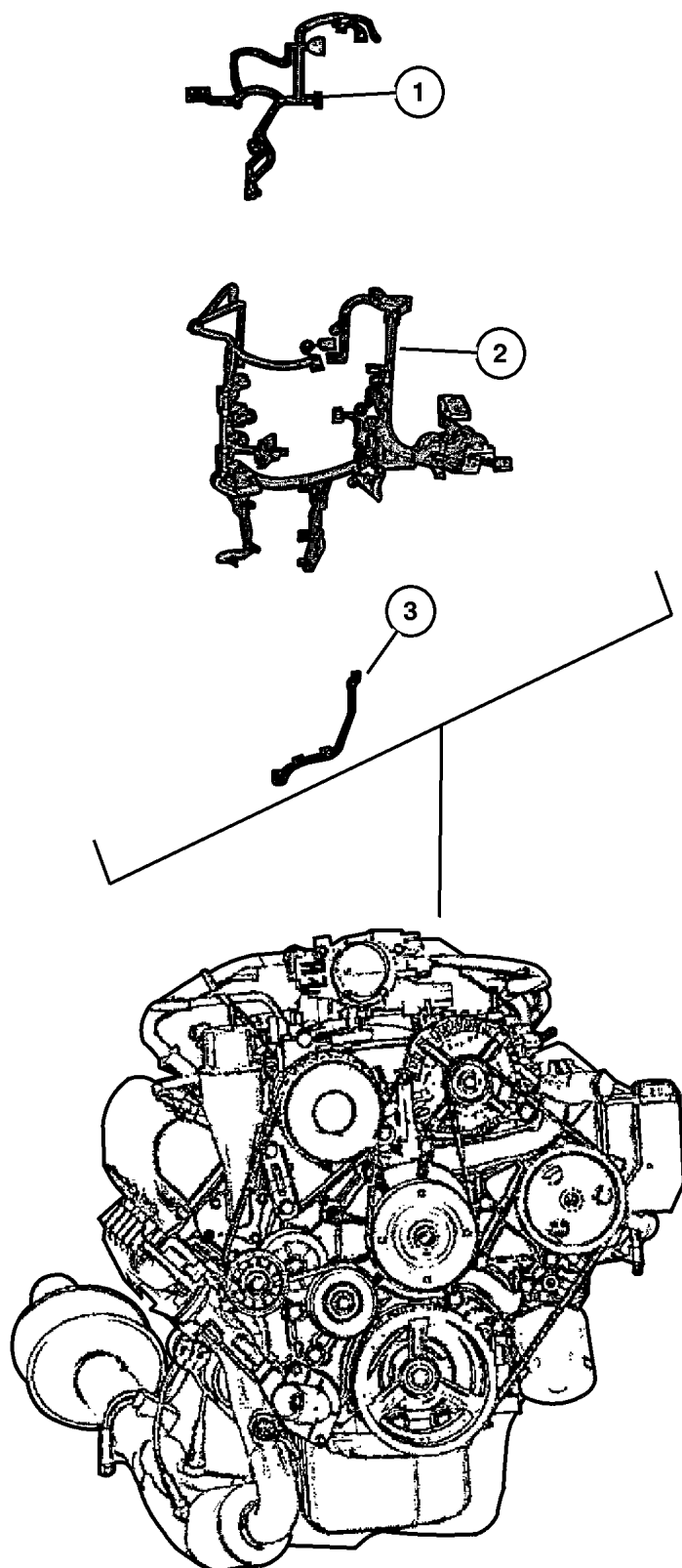
SERIES	LINE	BODY	ENGINE	TRANSMISSION
H = Laredo	J = 4WD	74 = 4 Door	ERH = 4.0L, Power Tech I-6	DGK = 4 Speed Auto, 42RE
M = Sport	T = 2WD		EVA = 4.7L Power Tech V8	DGQ = 5 Speed Auto, 45RFE
P = Limited			EVC = 4.7L HO V8 MPI	DG0 = All Automatic Trans
S = Overland			ER0 = All 4.0L 6 Cyl Gas	
			EVO = All 4.7l Gas	

AR = Use as required - = Non illustrated part # = New this model year

October 1, 2003



Wiring - Engine and Related Items 4.7L Engine  
Figure 008-1220



ITEM	PART NUMBER	QTY	LINE	SERIES	BODY	ENGINE	TRANS	TRIM	DESCRIPTION
Notes:									
[EVA]=4.7L Power Tech Engine									
[EVC]=4.7L Power Tech HO V-8									
[EV0]=4.7L Engine									
[DG0]=Automatic Transmission									
1	#56050 277AC	1				EV0			WIRING, Alternator and Battery
2	#56044 371AB	1	T			EVA	DG0		WIRING, Injector
		1	J			EVA	DG0		[DHF, DHQ]
	#56044 372AB	1	J			EVA	DG0		[DHP]
3	#56044 373AB	1				EVC	DG0		WIRING, Transfer Case Jumper, Serviced in Injector Harness, (NOT SERVICED) (Not Serviced)
-4	5600 8876	1							STRAP, Tie
-5	J369 3058	1				EV0			STRAP, Retaining, Injector Harness To Trans Filler Tube
-6	5300 8550	1	T				DGQ		CLIP, Transmission Wiring

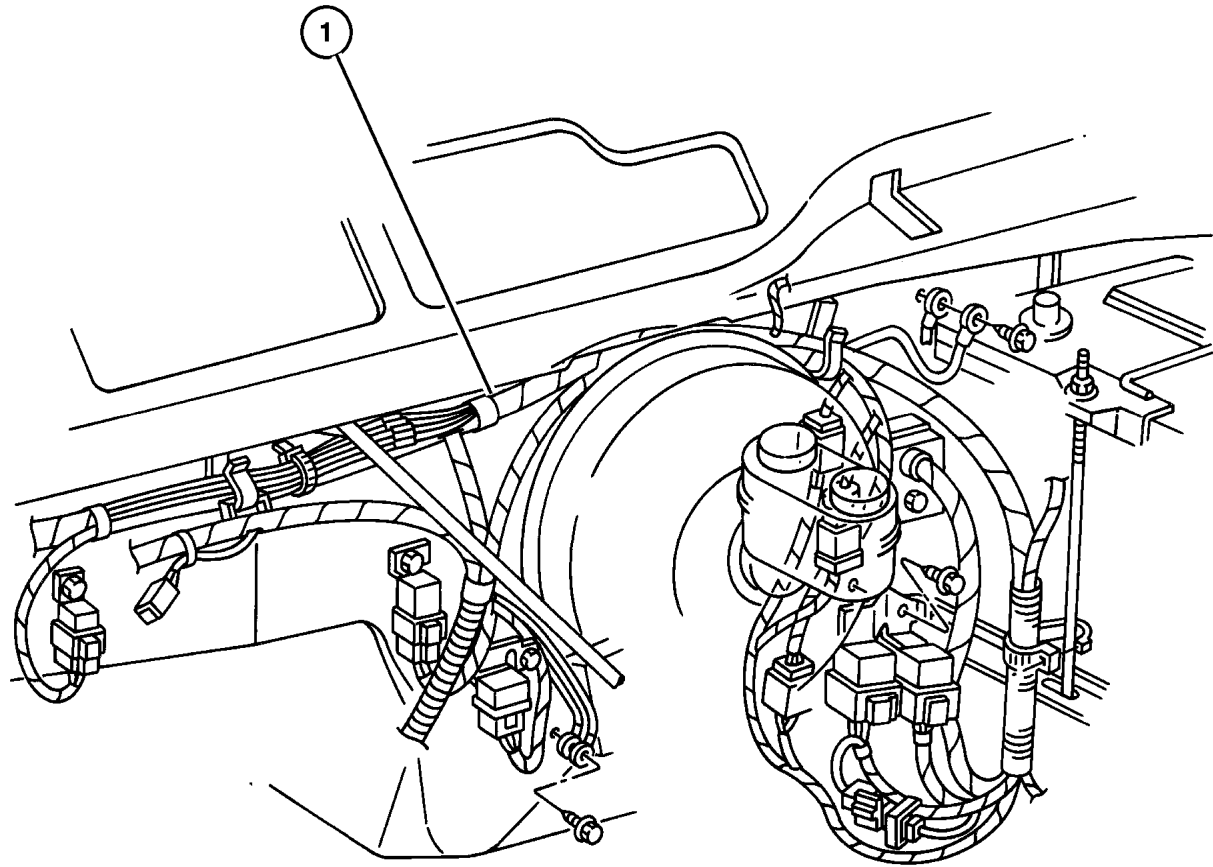
JEEP GRAND CHEROKEE (WJ)

SERIES	LINE	BODY	ENGINE	TRANSMISSION
H = Laredo	J = 4WD	74 = 4 Door	ERH = 4.0L, Power Tech I-6	DGK = 4 Speed Auto, 42RE
M = Sport	T = 2WD		EVA = 4.7L Power Tech V8	DGQ = 5 Speed Auto, 45RFE
P = Limited			EVC = 4.7L HO V8 MPI	DG0 = All Automatic Trans
S = Overland			ER0 = All 4.0L 6 Cyl Gas	
			EV0 = All 4.7L Gas	

AR = Use as required - = Non illustrated part # = New this model year

October 1, 2003

**Wiring - Headlamp / Dash  
Figure 008-1310**



ITEM	PART NUMBER	QTY	LINE	SERIES	BODY	ENGINE	TRANS	TRIM	DESCRIPTION
------	-------------	-----	------	--------	------	--------	-------	------	-------------

Notes:

- [ER0]=4.0L Engine
- [EV0]=4.7L Engine
- [EVA]=4.7L Power Tech Engine V8
- [EVC]=4.7L Power Tech HO Engine V8

1									WIRING, Headlamp to Dash
	56042 951AF	1				ER0			With Foglamps, Right
	56042 955AF	1				EVA			With Foglamps, Right
	56042 956AF	1				EVC			Right
	56050 238AC	1				ER0			Without Foglamps, Right
	56050 239AC	1				EVA			Without Foglamps, Right
	56050 240AC	1				ER0, EVO			Without Foglamps (Up to 6/06/02), Left
	56050 240AD	1				ER0, EVO			Without Foglamps (6/06/02 & After), Left
	56042 958AG	1				ER0, EVO			With Foglamps (Up to 6/06/02), Left
	56042 958AH	1				ER0, EVO			With Foglamps (6/06/02 & After), Left

**JEEP GRAND CHEROKEE (WJ)**

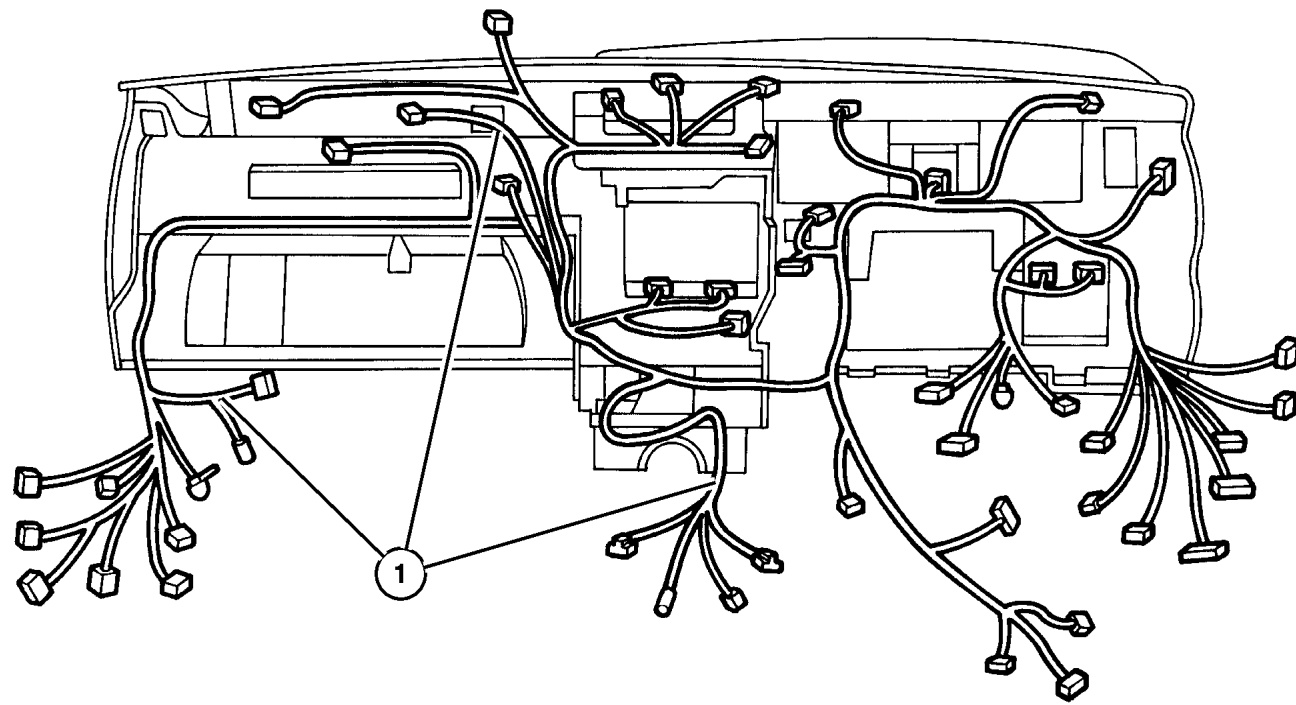
SERIES	LINE	BODY	ENGINE	TRANSMISSION
H = Laredo	J = 4WD	74 = 4 Door	ERH = 4.0L, Power Tech I-6	DGK = 4 Speed Auto, 42RE
M = Sport	T = 2WD		EVA = 4.7L Power Tech V8	DGQ = 5 Speed Auto, 45RFE
P = Limited			EVC = 4.7L HO V8 MPI	DG0 = All Automatic Trans
S = Overland			ER0 = All 4.0L 6 Cyl Gas	
			EVO = All 4.7L Gas	

AR = Use as required - = Non illustrated part # = New this model year

October 1, 2003

**Wiring - Instrument Panel**  
**Figure 008-1410**

ITEM	PART NUMBER	QTY	LINE	SERIES	BODY	ENGINE	TRANS	TRIM	DESCRIPTION
1									WIRING, Instrument Panel
	56050 187AB	1							Up to 9/03/02, with Air Condition & without 10 Disc Remote CD Changer
	56050 188AB	1							Up to 9/03/02, with Air Condition, 6 or 10 Way Power Seats, 10 Disc Rith Automatic Headlamp, Air Condition with Automatic Dual Temperature Control & without 10 Disc Remote CD Changer
	#56050 050AF	1							9/03/02 & After, with Automatic Headlamp, Air Condition with Automatic Dual Temperature Control & 6 or 10 Way Power Seats, 10 Disc Remote CD Changer & with or without Heated Seats
	56050 049AE	1							Up to 9/03/02, with Air Condition, 6 or 10 Way Power Seats, 10 Disc Remote CD Changer & with or without Heated Seats
	#56050 049AF	1							9/03/02 & After, with Air Condition, 6 or 10 Way Power Seats, 10 Disc Remote CD Changer & with or without Heated Seats
	56050 050AE	1							Up to 9/03/02, with Automatic Headlamp, Air Condition with Automatic Dual Temperature Control & 6 or 10 Way Power Seats, 10 Disc Remote CD Changer & with or without Heated Seats
	#56050 187AC	1							9/03/02 & After, with Air Condition & without 10 Disc Remote CD Changer
	#56050 188AC	1							9/03/02 & After, with Automatic Headlamp, Air Condition with Automatic Dual Temperature Control & without 10 Disc Remote CD Changer



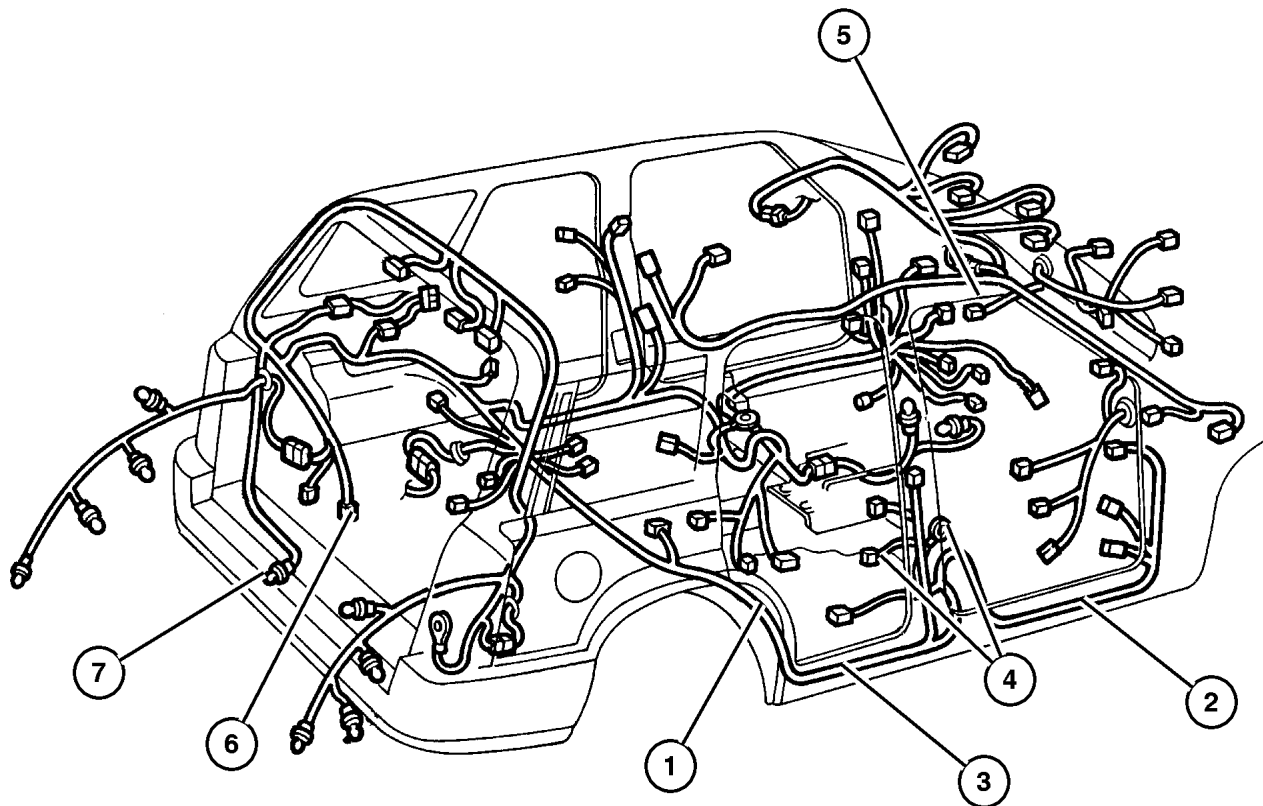
**JEEP GRAND CHEROKEE (WJ)**

SERIES	LINE	BODY	ENGINE	TRANSMISSION
H = Laredo	J = 4WD	74 = 4 Door	ERH = 4.0L, Power Tech I-6	DGK = 4 Speed Auto, 42RE
M = Sport	T = 2WD		EVA = 4.7L Power Tech V8	DGQ = 5 Speed Auto, 45RFE
P = Limited			EVC = 4.7L HO V8 MPI	DG0 = All Automatic Trans
S = Overland			ER0 = All 4.0L 6 Cyl Gas	
			EVO = All 4.7l Gas	

AR = Use as required - = Non illustrated part # = New this model year

October 1, 2003

**Wiring - Body & Accessories**  
**Figure 008-1510**



ITEM	PART NUMBER	QTY	LINE	SERIES	BODY	ENGINE	TRANS	TRIM	DESCRIPTION
1									WIRING, Body
	56042 982AG	1							with Side Airbags & 6 Way Driver Power Seat, Left
	56050 062AF	1							With Power Driver / Passenger Seat, with or without, Side Airbags, Heated Seats, Driver Seat Memory, 6 Way or 10 Way Power Seats, Infinity 6 Speaker System & without 10 Disc
	56042 983AH	1							Remote CD Changer, Right with Side Airbags & without Power Seat, Left
	56042 988AF	1							with 10 Disc Remote CD Changer & Side Airbag, Right
	56050 059AF	1							with Power Seats, Left
	56050 060AG	1							without Power Seats, Left
	56050 063AE	1							with 10 Disc Remote CD Changer & without Side Airbag, Right
	56042 984AG	1							With Side Airbags & without Power Driver / Passenger Seat, Infinity 6 Speaker System & without 10 Disc Remote CD Changer, Right
	56042 985AG	1							With Side Airbags, Power Driver / Passenger Seat, with or without Infinity 6 Speaker System & with or without 10 Disc Remote CD Changer, Right
	56050 061AF	1							Without Side Airbags, Power Seat, Infinity 6 Speaker System & without 10 Disc Remote CD Changer, Right
2									WIRING, Front Door
	56042 220AE	1							(Passenger Side), Passenger Side
	56042 219AE	1							with Security Alarm, Driver Side
	56042 221AE	1							without Security Alarm, Driver Side
3	56042 538AG	2							WIRING, Rear Door
4									WIRING, Door Jumper
	56042 525AE	1				P			Left Front Door
	56042 526AE	1				S			Right Front Door
	56042 527AE	1				M			Rear Door, Right or Left
5									WIRING, Steering Wheel

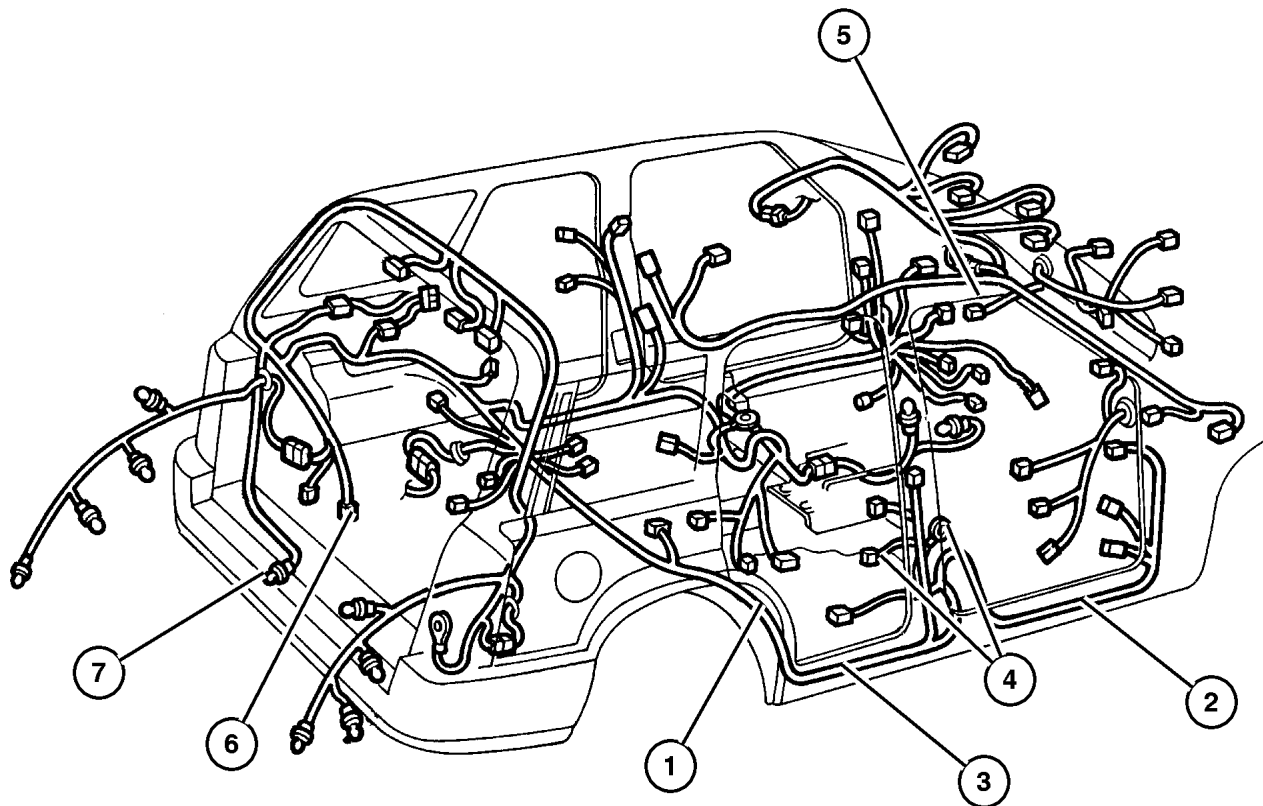
**JEEP GRAND CHEROKEE (WJ)**

<b>SERIES</b>	<b>LINE</b>	<b>BODY</b>	<b>ENGINE</b>	<b>TRANSMISSION</b>
H = Laredo	J = 4WD	74 = 4 Door	ERH = 4.0L, Power Tech I-6	DGK = 4 Speed Auto, 42RE
M = Sport	T = 2WD		EVA = 4.7L Power Tech V8	DGQ = 5 Speed Auto, 45RFE
P = Limited			EVC = 4.7L HO V8 MPI	DG0 = All Automatic Trans
S = Overland			ER0 = All 4.0L 6 Cyl Gas	
			EVO = All 4.7L Gas	

AR = Use as required - = Non illustrated part # = New this model year

October 1, 2003

**Wiring - Body & Accessories**  
**Figure 008-1510**



ITEM	PART NUMBER	QTY	LINE	SERIES	BODY	ENGINE	TRANS	TRIM	DESCRIPTION
	56042 934AA	1		X					With Leather wrapped steering wheel
	56042 937AA	1							
6	56042 800AB	1							WIRING, Liftgate
7	56042 239AH	1							WIRING, Trailer Tow
-8	56038 366AB	1							CONNECTOR, 7 Way
-9	5601 9823	1							ADAPTER, Trailer Tow
-10	8220 3600	1							COVER KIT, Trailer Tow
-11	55196 754AA	1							WIRING, Overhead Lighting
-12	4793 554AB	1							POWER OUTLET
-13	4685 591	1							CAP, Cigar Lighter, Quarter Trim Panel
-14									WIRING, Seat
	5083 025AA	1							With Power Driver & Passenger Seats, Left
	5083 027AA	1							With Power 10 Way Power Driver Seat with Memory & 6 Way Passenger Seat, Left
	5083 907AA	1							With Power Seats, 6 Way & Heated Seats, Left
	5015 747AA	1							With Power Driver & Passenger Seats, Right
	5017 929AA	1							With Power 10 Way Heated Seats, Right
	5083 906AA	1							With Power 6 Way Seats, & Heated Seats, Right
		1							With Power 10 Way Power Driver Heated Seats with Memory & 6 Way Passenger seat, Right
	5083 029AA	1							[JTF], Left
		1							[JRH], Left
	5015 747AA	1							With Power 10 Way Power Driver Seat with Memory & 6 Way Passenger Seat, Right
-15	55196 753AA	1							WIRING, Overhead Lighting, Assist Handles
-16									HARNESS
	5073 040AA	1							Adjustable brake pedal
	#5102 031AA	1							Sub harness A/C
-17	#5102 056AA	1							HARNESS, Wiring, A/C and Heater
-18									WIRING, Air Bag Adapter

**JEEP GRAND CHEROKEE (WJ)**

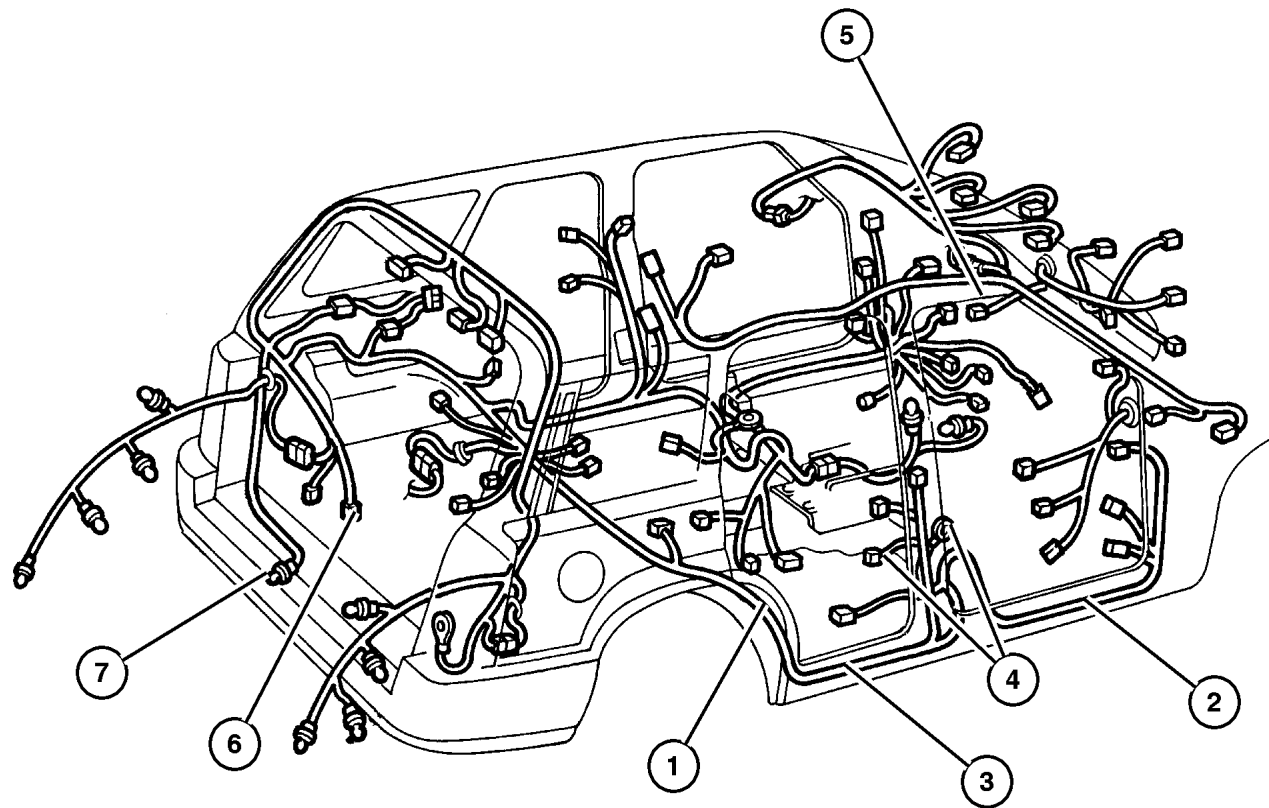
SERIES	LINE	BODY	ENGINE	TRANSMISSION
H = Laredo	J = 4WD	74 = 4 Door	ERH = 4.0L, Power Tech I-6	DGK = 4 Speed Auto, 42RE
M = Sport	T = 2WD		EVA = 4.7L Power Tech V8	DGQ = 5 Speed Auto, 45RFE
P = Limited			EVC = 4.7L HO V8 MPI	DG0 = All Automatic Trans
S = Overland			ER0 = All 4.0L 6 Cyl Gas	
			EVO = All 4.7l Gas	

AR = Use as required - = Non illustrated part # = New this model year

October 1, 2003

**Wiring - Body & Accessories**  
**Figure 008-1510**

ITEM	PART NUMBER	QTY	LINE	SERIES	BODY	ENGINE	TRANS	TRIM	DESCRIPTION
	56050 036AE	1							To Air Bag Control Module without Side Air Bags
	56050 035AG	1							Up to 8/15/02 (To Air Bag Control Module with Side Air Bags)
	#56050 035AH	1							8/15/02 & After (To Air Bag Control Module with Side Air Bags)
-19	5016 560AA	1							WIRING, Sunroof



**JEEP GRAND CHEROKEE (WJ)**

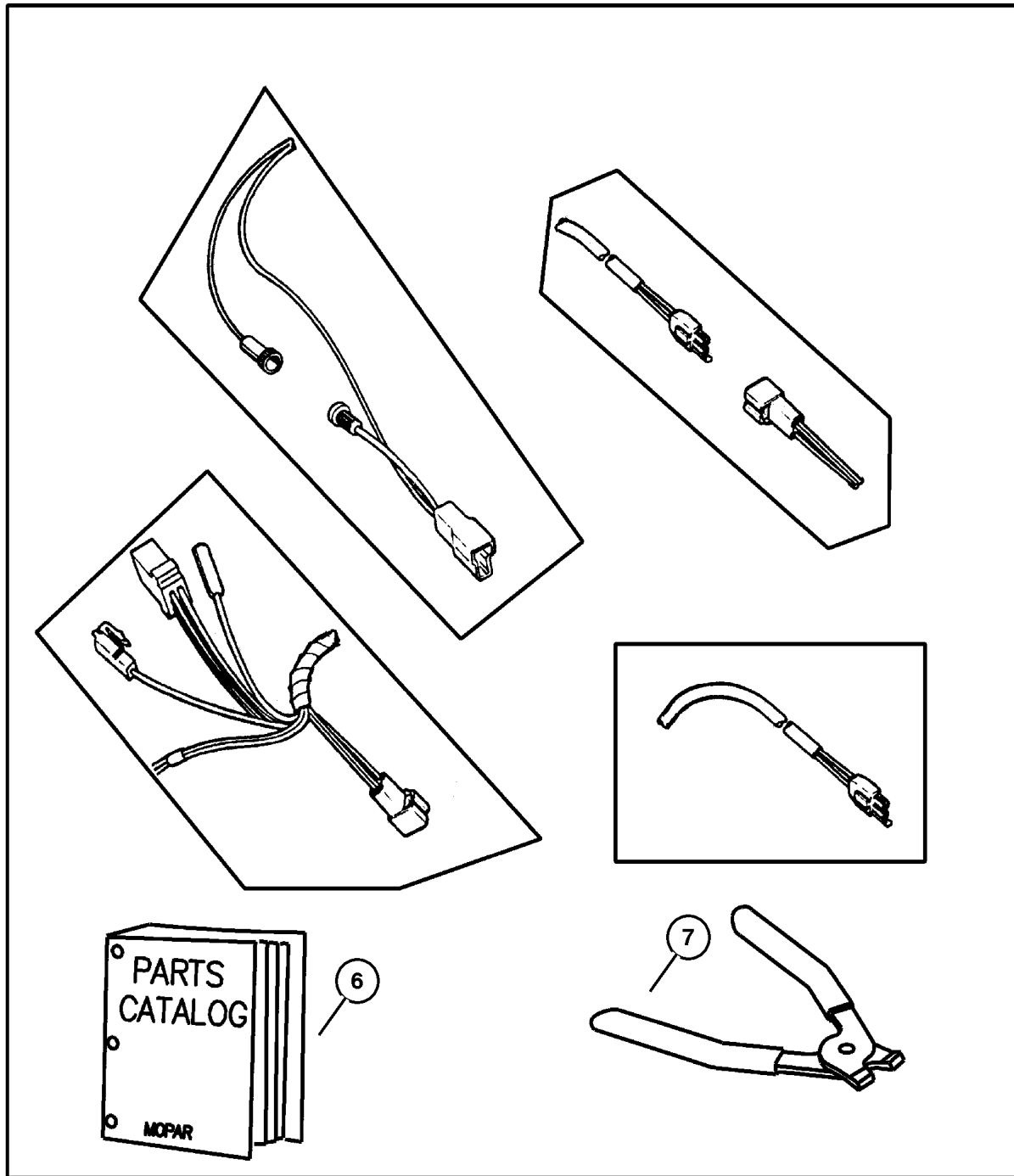
SERIES	LINE	BODY	ENGINE	TRANSMISSION
H = Laredo	J = 4WD	74 = 4 Door	ERH = 4.0L, Power Tech I-6	DGK = 4 Speed Auto, 42RE
M = Sport	T = 2WD		EVA = 4.7L Power Tech V8	DGQ = 5 Speed Auto, 45RFE
P = Limited			EVC = 4.7L HO V8 MPI	DG0 = All Automatic Trans
S = Overland			ER0 = All 4.0L 6 Cyl Gas	
			EVO = All 4.7l Gas	

AR = Use as required - = Non illustrated part # = New this model year

October 1, 2003

**Wiring Repair Packages**  
**Figure 008-1605**

ITEM	PART NUMBER	QTY	LINE	SERIES	BODY	ENGINE	TRANS	TRIM	DESCRIPTION
Notes:									
[ER0]=4.0L Engine									
1									WIRING PACKAGE, Underhood Connector Repair
	5013 930AD	1							
	5083 235AA	1							Upgrade
-2	4364 392	1				ER0			TUBE, Convoluted
-3									STRAP, Tie
	5600 8876	1				EVO			Injector Wiring
	5601 8581	1				ER0			
-4	5602 1384	1	J				DGJ		CLIP, Wiring
-5	56038 591AB	1				EVO			STRAP, Ground
6	5014 757AD	1							MANUAL, Connector Repair
7	5019 912AA	1							TOOL, Crimping
-8									WIRING KIT, Electric Repair
	5073 029AA	1							With Crimping Tool
	5080 522AA	1							
-9	5083 221AA	1							WIRING KIT, 22 Way, Female, Radio Repair



1

7

**JEEP GRAND CHEROKEE (WJ)**

<b>SERIES</b>	<b>LINE</b>	<b>BODY</b>	<b>ENGINE</b>	<b>TRANSMISSION</b>
H = Laredo	J = 4WD	74 = 4 Door	ERH = 4.0L, Power Tech I-6	DGK = 4 Speed Auto, 42RE
M = Sport	T = 2WD		EVA = 4.7L Power Tech V8	DGQ = 5 Speed Auto, 45RFE
P = Limited			EVC = 4.7L HO V8 MPI	DG0 = All Automatic Trans
S = Overland			ER0 = All 4.0L 6 Cyl Gas	
			EVO = All 4.7l Gas	

AR = Use as required - = Non illustrated part # = New this model year

October 1, 2003

## Spark Plugs - Coils Figure 008-1910

ITEM	PART NUMBER	QTY	LINE	SERIES	BODY	ENGINE	TRANS	TRIM	DESCRIPTION
------	-------------	-----	------	--------	------	--------	-------	------	-------------

**Notes:**

[ER0]=4.0L Engine  
 [ERH]=4.0L Power Tech Engine  
 [EV0]=4.7L Engine  
 [EVA]=4.7L Power Tech Engine V8  
 [EVC]=4.7L Power Tech HO Engine V8  
 [DG0]=Automatic Transmission

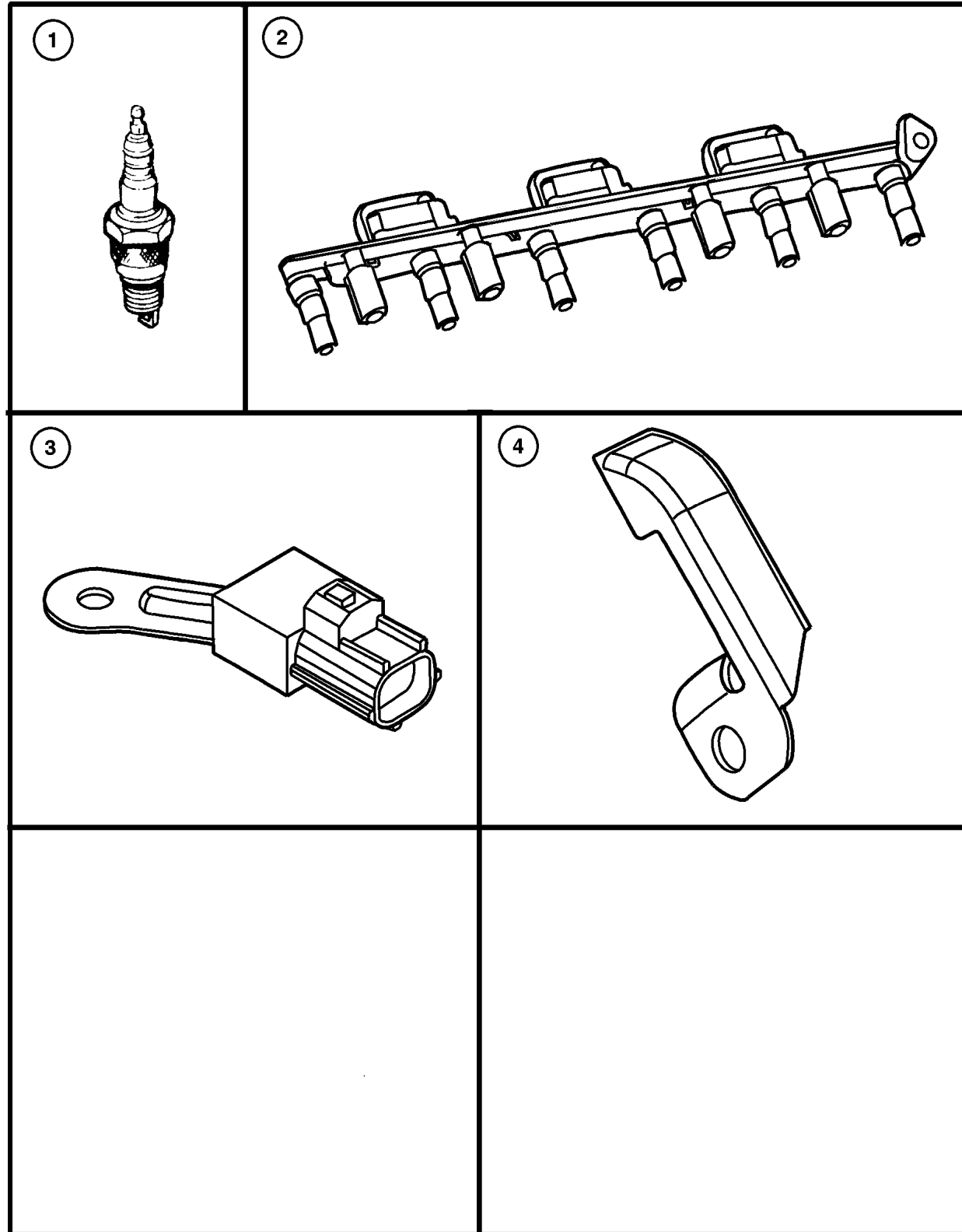
1									SPARK PLUG
	SPRC1 2MCC4	8				EVA			
	SPRC7 PYCB4	8				EVC			
	#SP00 0ZFR5N	6				ER0			COIL, Ignition
2									
	56041 476AA	1				ER0			
	56028 138AD	8				EVO			
3									CAPACITOR, Ignition
	56041 889AA	1				ERH			
	56028 644AA	2				EVO			
4	56041 388AA	1				ER0	DG0		SHIELD, Wiring
-5	6102 146AA	4				ER0			SCREW AND WASHER, Ignition Coil Mounting
-6	3300 4242	1				ER0			CLAMP, Distributor, Ignition
-7	5072 382AA	8				EVO			Distributor Sensor Hold Down O RING, Coil

**JEEP GRAND CHEROKEE (WJ)**

SERIES	LINE	BODY	ENGINE	TRANSMISSION
H = Laredo	J = 4WD	74 = 4 Door	ERH = 4.0L, Power Tech I-6	DGK = 4 Speed Auto, 42RE
M = Sport	T = 2WD		EVA = 4.7L Power Tech V8	DGQ = 5 Speed Auto, 45RFE
P = Limited			EVC = 4.7L HO V8 MPI	DG0 = All Automatic Trans
S = Overland			ER0 = All 4.0L 6 Cyl Gas	
			EVO = All 4.7L Gas	

AR = Use as required   - = Non illustrated part   # = New this model year

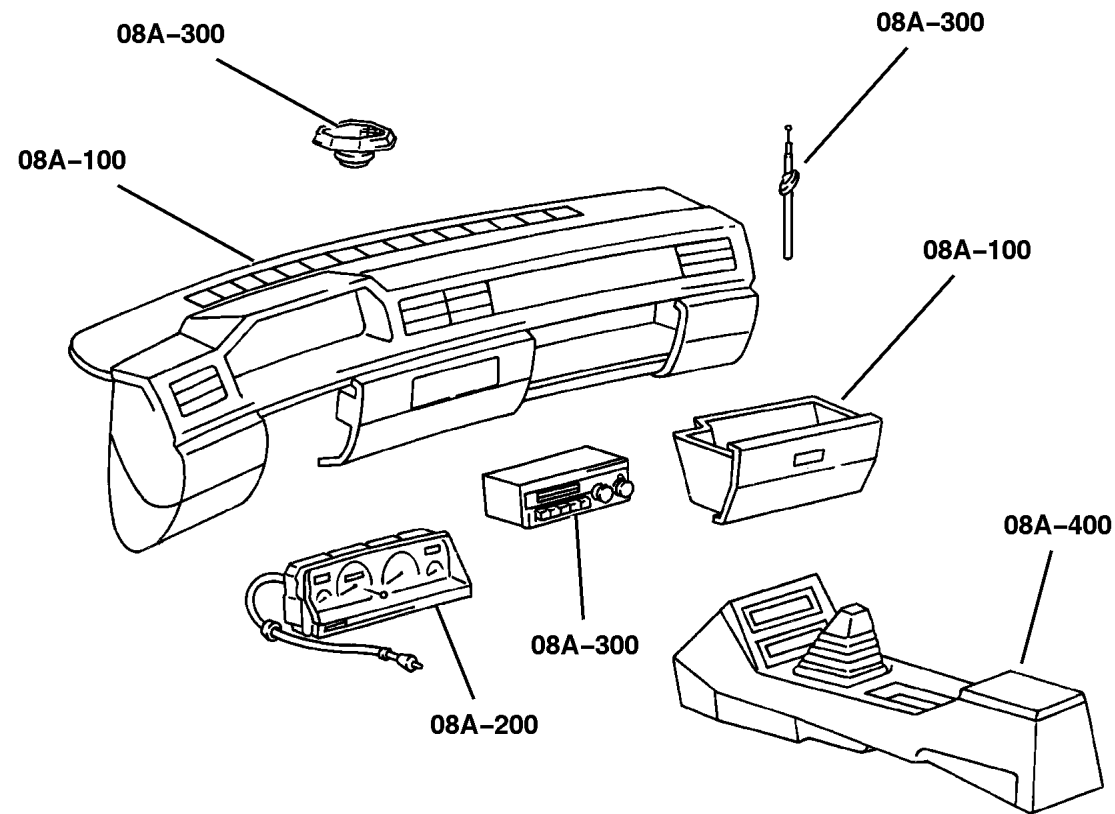
October 1, 2003





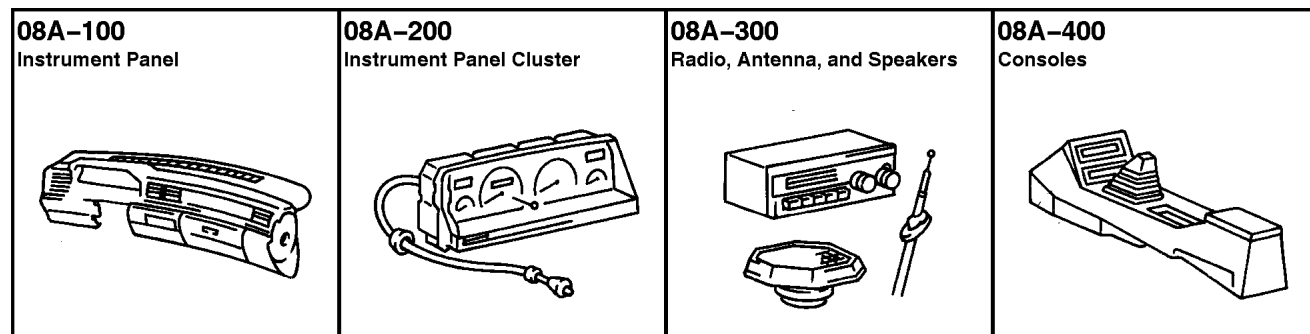
# Group – 08A

## Instrument Panel and Radios and Consoles

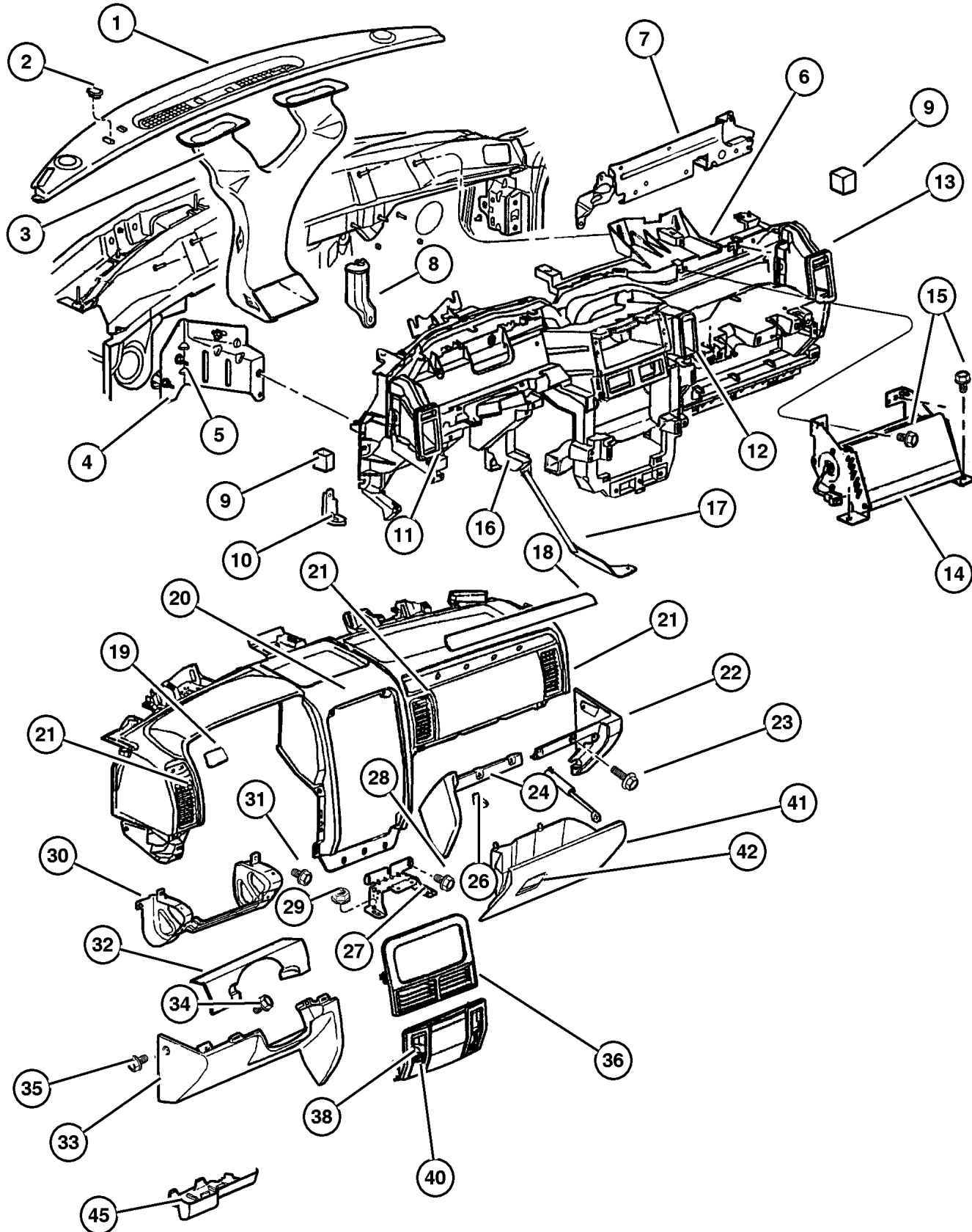


## GROUP 8A - Instrument Panel and Radios and Consoles

Illustration Title	Group-Fig. No.
<b>Instrument Panel</b>	
Instrument Panel .....	Fig. 08A-110
<b>Instrument Panel Cluster</b>	
Instrument Cluster .....	Fig. 08A-210
<b>Radio, Antenna, and Speakers</b>	
Radios .....	Fig. 08A-310
Antenna .....	Fig. 08A-320
Speakers .....	Fig. 08A-325
<b>Consoles</b>	
Floor Console .....	Fig. 08A-410
Overhead Console .....	Fig. 08A-420



**Instrument Panel  
Figure 08A-110**



ITEM	PART NUMBER	QTY	LINE	SERIES	BODY	ENGINE	TRANS	TRIM	DESCRIPTION
1									COVER, Instrument Panel
	QR20 XDVAF	1							[DU]
	QR20 WL8AH	1							[L5]
	QR20 XDVAH	1							[DB]
		1							[DV]
	QR20 XTMAH	1							
2									PLUG, Solar Sensor
	5EL1 1WL8	1							[L5]
	5EL1 1XTM	1							[T5]
	5EL1 1XDV	1							[DV]
3	5511 6014	1							DUCT, Defroster
4	55116 395AC	1							BRACKET, Instrument Panel
5									NUT, M6x1, (NOT SERVICED) (Not Serviced)
6	55116 407AD	1							DUCT, Instrument Panel, Structural
7	55116 395AC	1							BRACKET, Instrument Panel, C-Chanel Cover
8									BRACKET, Instrument Panel, (NOT REQUIRED)
9									SPACER, (NOT REQUIRED)
10	55116 822AB	1							BRACKET, Courtesy Lamp
11	55116 287AB	1							DUCT, Instrument Panel, Extension Left
12	55116 285AA	1							DUCT, Instrument Panel, Extension In Board
13	55116 286AB	1							DUCT, Instrument Panel, Extension Right
14	55116 438AB	1							AIR BAG, Passenger
15									SCREW, Hex Head, (NOT SERVICED) (Not Serviced)
16	#55116 569AB	1							BRACKET, Instrument Panel, Steering Column Support
17									STRAP, Serviced in Assembly, (NOT SERVICED) (Not Serviced)
18									BEZEL, Instrument Panel Spartan Burl, Passenger
	55116 482AA	1			P				
	55116 511AB	1			S				Redwood, Passenger
	55116 509AA	1			H, M				Brushed Aluminum, Passenger
19									BEZEL, Instrument Panel, Armature Assembly & A/C Outlet Bezel Included

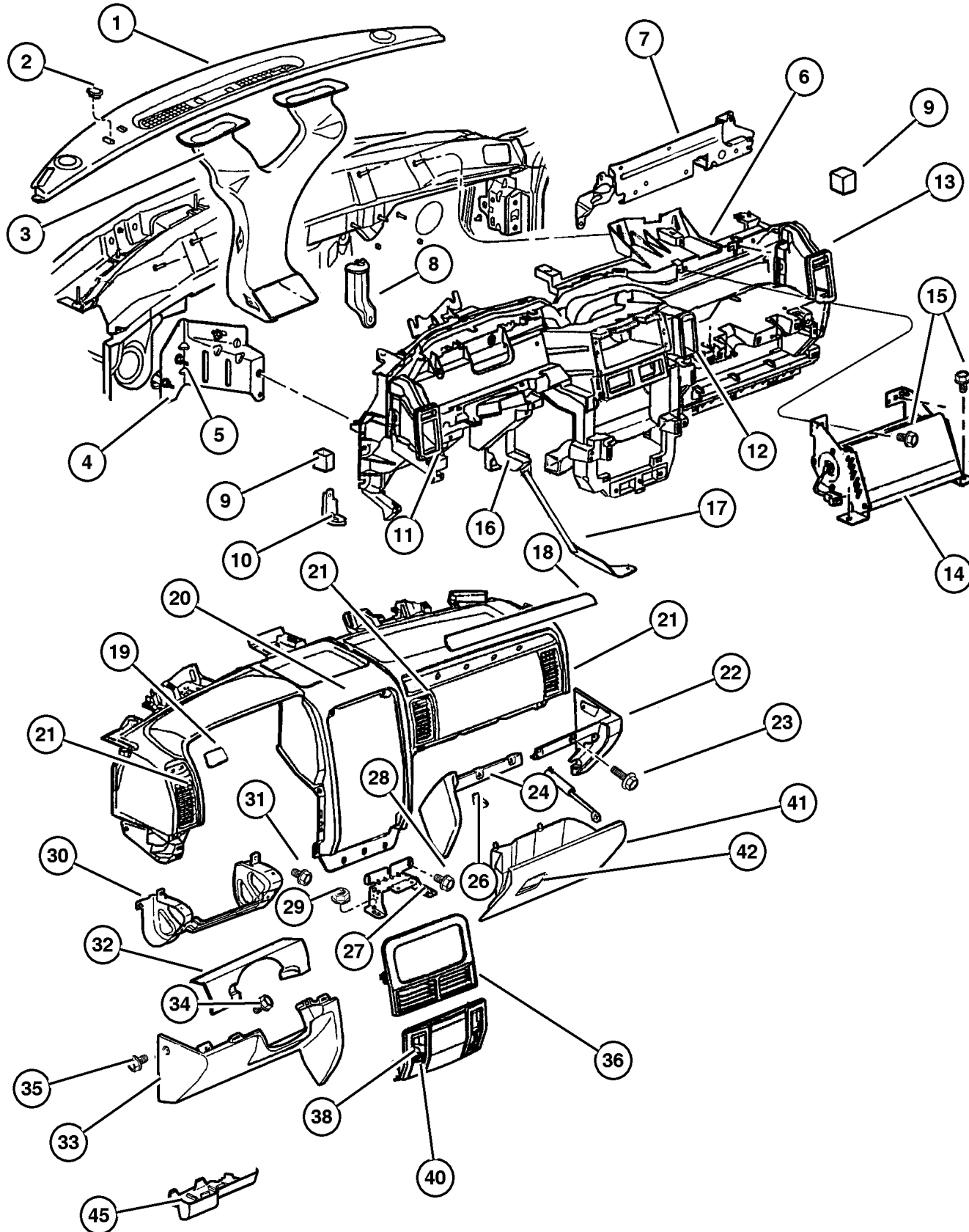
**JEEP GRAND CHEROKEE (WJ)**

SERIES	LINE	BODY	ENGINE	TRANSMISSION
H = Laredo	J = 4WD	74 = 4 Door	ERH = 4.0L, Power Tech I-6	DGK = 4 Speed Auto, 42RE
M = Sport	T = 2WD		EVA = 4.7L Power Tech V8	DGQ = 5 Speed Auto, 45RFE
P = Limited			EVC = 4.7L HO V8 MPI	DG0 = All Automatic Trans
S = Overland			ER0 = All 4.0L 6 Cyl Gas	
			EVO = All 4.7L Gas	

AR = Use as required - = Non illustrated part # = New this model year

October 1, 2003

## Instrument Panel Figure 08A-110



ITEM	PART NUMBER	QTY	LINE	SERIES	BODY	ENGINE	TRANS	TRIM	DESCRIPTION
	55116 475AA	1		P					Spartan Burl, Driver
	55116 499AA	1		S					Redwood
	55116 497AA	1		H, M					Brushed Aluminum
20									PAD, Instrument Panel
	5HK98 1L8AA	1							[L5]
	5HK98 1TMAA	1							[T5]
	5HK98 1DVAA	1							[DB]
		1							[DU]
		1							[DV]
21									OUTLET, Air Conditioning & Heater
	5GZ12 1L8AB	1							[L5] (Inboard)
	5GZ12 1TMAB	1							[T5] (Inboard)
	5GZ13 1L8AB	1							[L5] (Left)
	5GZ13 1TMAB	1							[T5] (Left)
	5GZ14 1L8AB	1							[L5] (Right)
	5GZ14 1TMAB	1							[T5] (Right)
	5GZ12 1DVAB	1							[DB] [DV] (Inboard)
	5GZ13 1DVAB	1							[DB] [DV] Left
	5GZ14 1DVAB	1							[DB] [DV] Right
22									CAP, Instrument Panel End
	5EY42 WL5AD	1							[L5]
	5EY42 XDVAD	1							[DB]
		1							[DV]
		1							[DU]
	5EY42 XT5AD	1							[T5]
23	6032 723	6							SCREW, Self Tapping, M4.2x1.69x19.05
24									BEZEL, Instrument Panel
	5FU66 WL5AC	1							[L5] Lower Right Center
	5FU66 XT5AC	1							[T5] Lower Right Center
	5FU66 XDVAC	1							[DV,DU] Lower Right Center
-25	6101 946	3							SCREW, Tapping
26									STRIKER, Glove Box Door Latch
	55116 374AA	1							Right
	55116 375AA	1							Left
27	55116 041AB	1							BRACKET, Instrument Panel
28									SCREW, M6X1X25, (NOT SERVICED) (Not Serviced)
29	6504 572	2							NUT AND WASHER, Hex Nut-Coned Washer, M8 x 1.25
30	55116 391AA	1							BRACKET, Instrument Panel

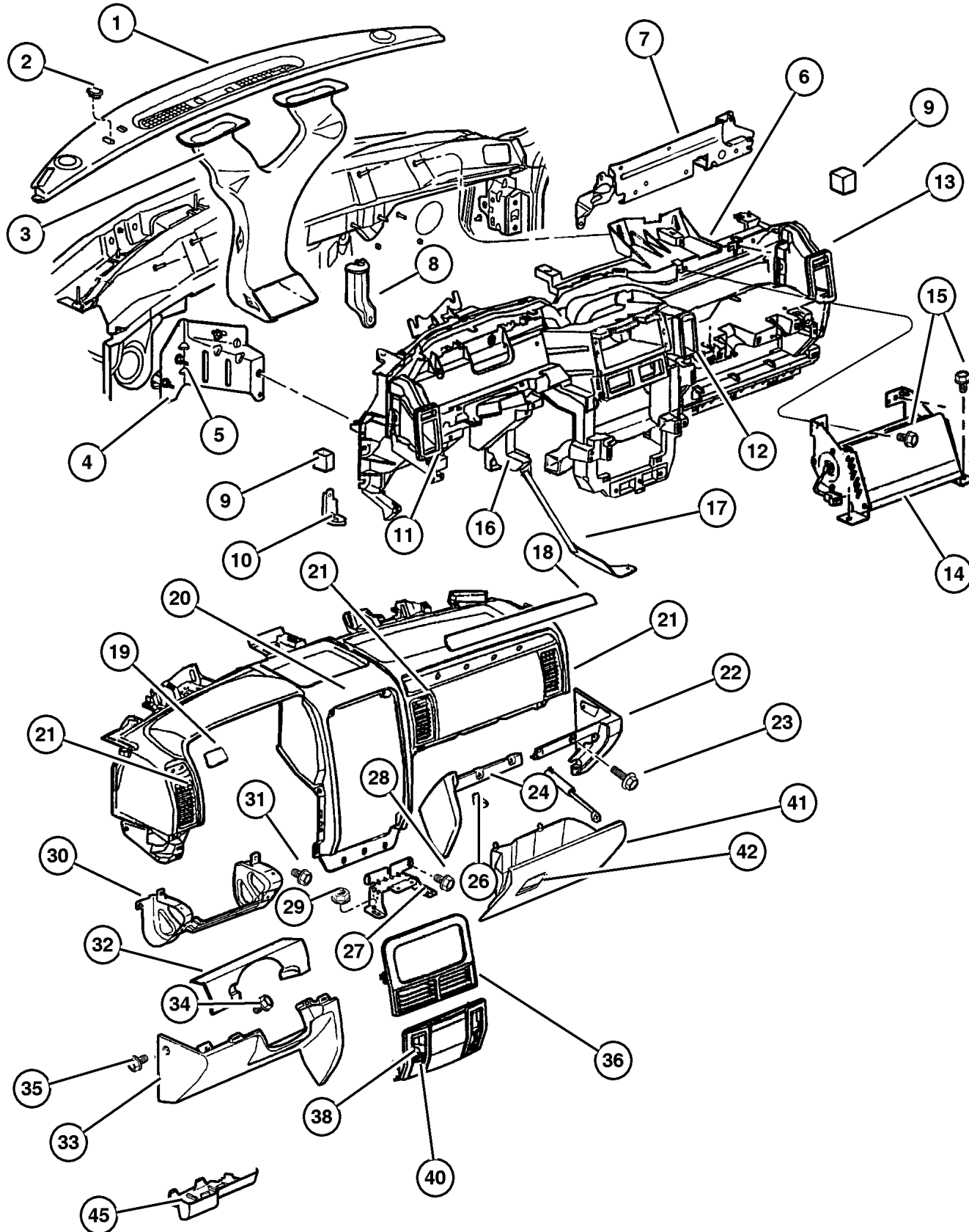
### JEEP GRAND CHEROKEE (WJ)

SERIES	LINE	BODY	ENGINE	TRANSMISSION
H = Laredo	J = 4WD	74 = 4 Door	ERH = 4.0L, Power Tech I-6	DGK = 4 Speed Auto, 42RE
M = Sport	T = 2WD		EVA = 4.7L Power Tech V8	DGQ = 5 Speed Auto, 45RFE
P = Limited			EVC = 4.7L HO V8 MPI	DG0 = All Automatic Trans
S = Overland			ER0 = All 4.0L 6 Cyl Gas	
			EVO = All 4.7L Gas	

AR = Use as required - = Non illustrated part # = New this model year

October 1, 2003

## Instrument Panel Figure 08A-110



ITEM	PART NUMBER	QTY	LINE	SERIES	BODY	ENGINE	TRANS	TRIM	DESCRIPTION
31									SCREW, Self Tapping, M6x1x15, (NOT SERVICED) (Not Serviced)
32									BEZEL, Instrument Cluster
	5FZ23 WL8AE	1		P					[L5] without Adjustable Pedal
	5HK51 XDVAB	1		H					[DV] With Adjustable Pedal
		1		X					[DU] With Adjustable Pedal
	5FZ23 XDVAE	1		P					[DV] without Adjustable Pedal
	5FZ23 XTMAE	1		P					[T5] without Adjustable Pedal
	5HK51 WL8AB	1		P					[L5] with Adjustable Pedal
	5HK51 XDVAB	1		P					[DV] with Adjustable Pedal
	5HK51 XTMAE	1		P					[T5] with Adjustable Pedal
	5FZ23 XDVAE	1		H					[DV] without Adjustable Pedal
		1		X					[DU] Without adjustable pedal
	5FZ23 XDVAE	1		M					[DV] without Adjustable Pedal
33									COVER, Instrument Panel, Steering Column Opening
	5EY40 WL5AF	1							[L5]
	5EY40 XT5AF	1							[T5]
	5EY40 XDVAE	1							[DV,DU]
	5FN60 LAZAC	1			U				[AZ]
	5FN60 RK5AC	1			U				[K5]
34	6101 946	3							SCREW, Tapping
35	6032 723	6							SCREW, Self Tapping, M4.2x1. 69x19.05
36									BEZEL, Instrument Panel, Upper, Radio Bezel Opening
	55116 479AB	1		P					Woodgrain (Spartan Burl)
	55116 506AA	1		H, M					Brush Aluminum
	55116 519AB	1		S					Redwood
-37	55116 366AB	1							ADAPTER, A/C And Heater Unit
38									BEZEL, Instrument Panel, Lower
	#5096 015AA	1							Black with heated seats
	#55116 911AA	1							
-39	6504 664	4							CLIP, Instrument Panel
40	4793 554AB	1							POWER OUTLET
41									GLOVE BOX, Instrument Panel
	5EY38 1L5AB	1							[L5]
	5EY38 1T5AB	1							[T5]
	5EY38 1DVAB	1							[DB] [DV]
42									LATCH, Glovebox Door
	5FK9 41T5	1							[T5]
	5FK9 4WL5	1							[L5]

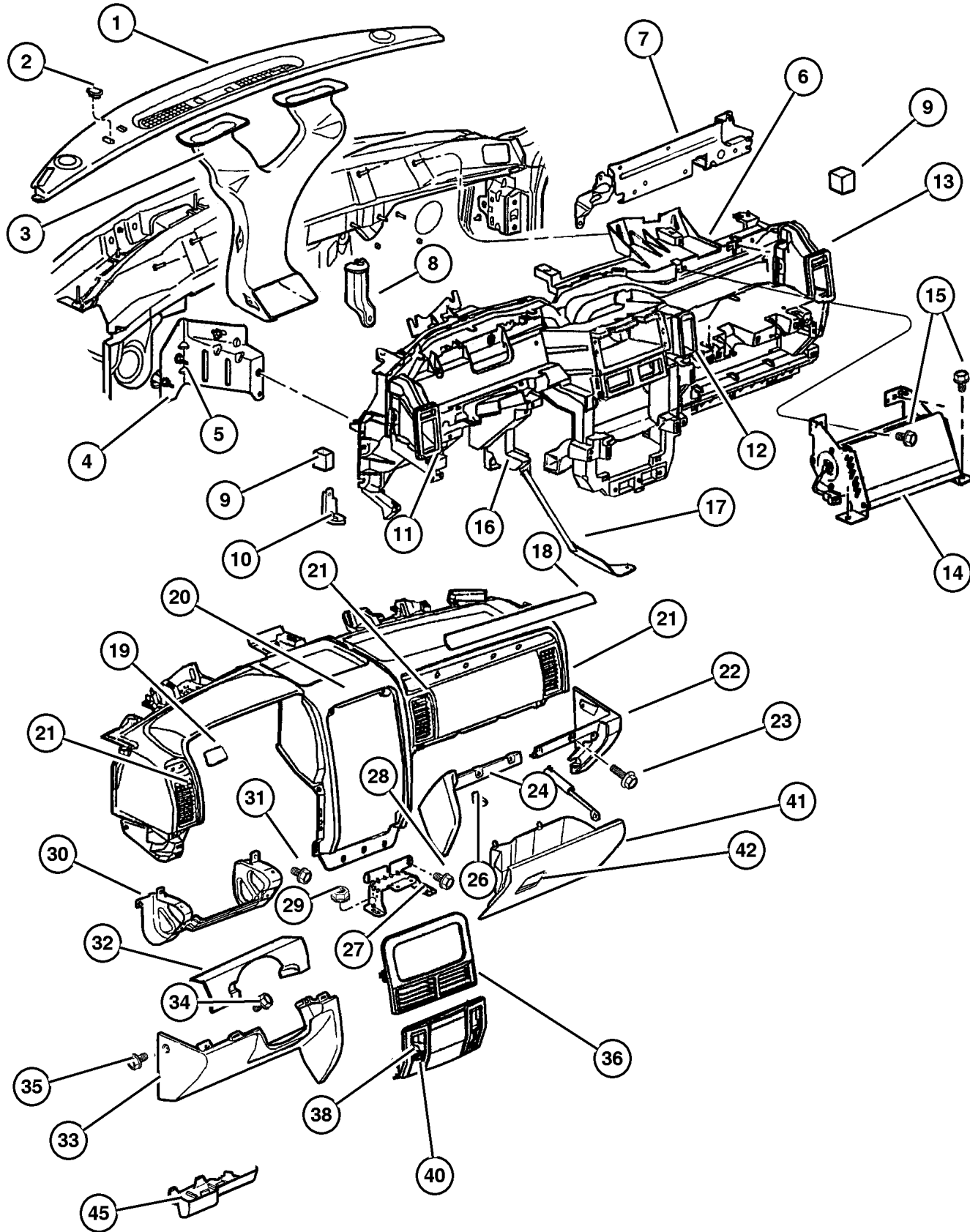
**JEEP GRAND CHEROKEE (WJ)**

SERIES	LINE	BODY	ENGINE	TRANSMISSION
H = Laredo	J = 4WD	74 = 4 Door	ERH = 4.0L, Power Tech I-6	DGK = 4 Speed Auto, 42RE
M = Sport	T = 2WD		EVA = 4.7L Power Tech V8	DGQ = 5 Speed Auto, 45RFE
P = Limited			EVC = 4.7L HO V8 MPI	DG0 = All Automatic Trans
S = Overland			ER0 = All 4.0L 6 Cyl Gas	
			EVO = All 4.7L Gas	

AR = Use as required - = Non illustrated part # = New this model year

October 1, 2003

**Instrument Panel  
Figure 08A-110**



ITEM	PART NUMBER	QTY	LINE	SERIES	BODY	ENGINE	TRANS	TRIM	DESCRIPTION
	5FK9 41DV	1							[DB] [DV]
-43	55116 440AA	1							BUMPER, Glove Box Door, Glove Box Catch
-44	4565 022	1							SWITCH AND LAMP, Glove Box
45	55116 564AF	1							COVER, Fuse Access, With Adjustable Pedal
-46	55196 762AA	1							PULLER, Fuse
-47	4595 748AA	1							LABEL, Air Bag Warning Glovebox Door (English)
	4595 749AA	1							Glovebox Door (Bilingual)
-48	4685 591	1							CAP, Cigar Lighter Cap/Tether & Mount Ring (Cigar Lighter), Power Outlet
	5600 8852	1							Lighter
-49	UH63 1DBAA	1		S					BEZEL, Switch [DB]
	UH63 1DVAA	1		P					[DV]
		1		X					[DU]
	UH63 1L5AA	1		P					[L5]
	UH63 1T5AA	1		P					[T5]
-50	4595 823AB	1							SMOKERS KIT, Ash Receiver With Lighter
-51	55116 837AC	1							COVER, Mechanism Reveal, Adjustable Pedal System Cover

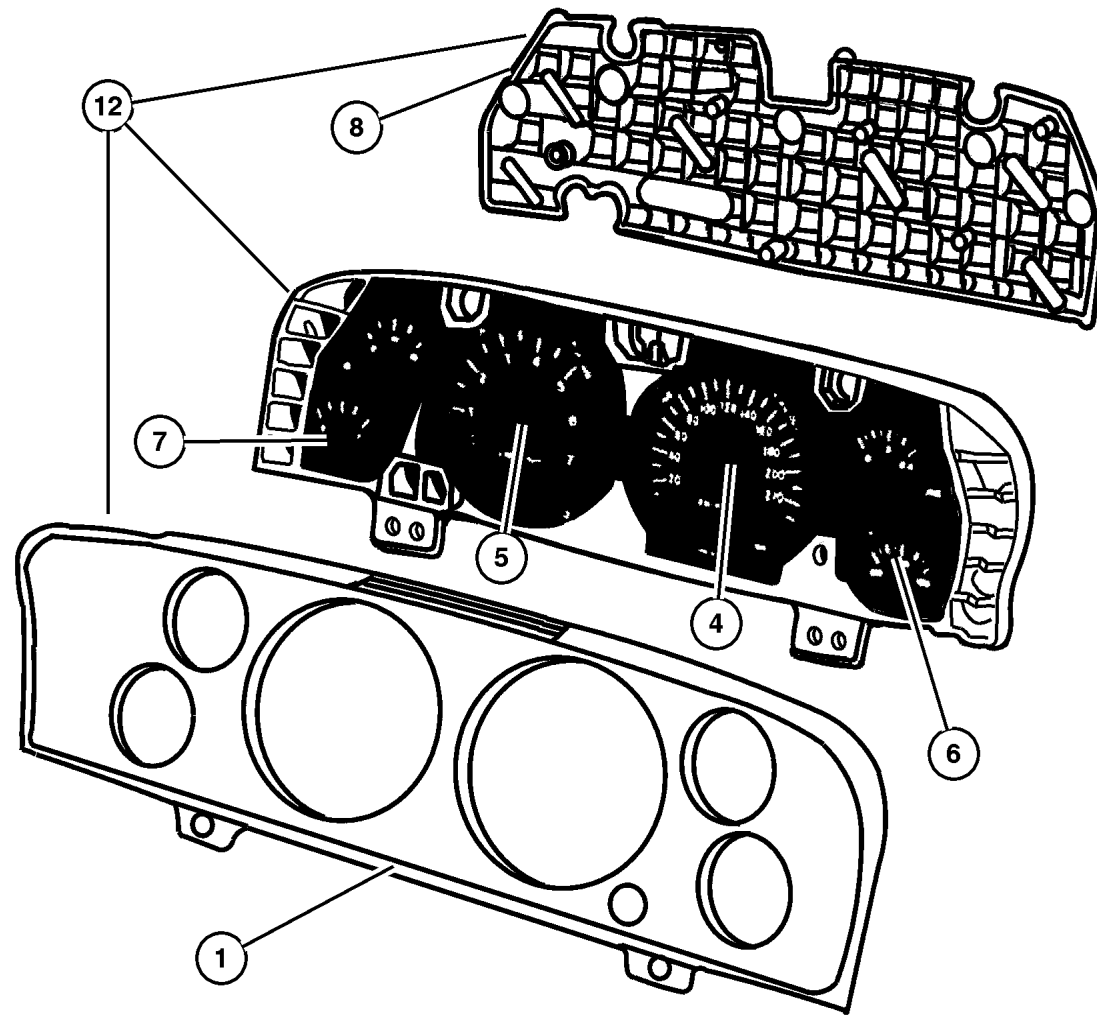
**JEEP GRAND CHEROKEE (WJ)**

SERIES	LINE	BODY	ENGINE	TRANSMISSION
H = Laredo	J = 4WD	74 = 4 Door	ERH = 4.0L, Power Tech I-6	DGK = 4 Speed Auto, 42RE
M = Sport	T = 2WD		EVA = 4.7L Power Tech V8	DGQ = 5 Speed Auto, 45RFE
P = Limited			EVC = 4.7L HO V8 MPI	DG0 = All Automatic Trans
S = Overland			ER0 = All 4.0L 6 Cyl Gas	
			EVO = All 4.7L Gas	

AR = Use as required - = Non illustrated part # = New this model year

October 1, 2003

**Instrument Cluster  
Figure 08A-210**



ITEM	PART NUMBER	QTY	LINE	SERIES	BODY	ENGINE	TRANS	TRIM	DESCRIPTION
Notes: [ER0]=4.0L 6 Cylinder Engine [EVA]=4.7L Power Tech V8 Engine [EVC]=4.7L Power Tech HO V8 Engine									
1									LENS, Cluster
	5073 267AA	1		H		ER0, EVA			120 MPH,with Foglamps
		1		H, M		ER0, EVA			120 MPH, without Foglamps
	5073 269AA	1		P, S, X		ER0, EVA, EVC			120 MPH
	5073 271AA	1		P, S, X		ER0, EVA, EVC			240 KPH
	5073 270AA	1		H, M		ER0, EVA			240 KPH
-2									BULB, PC74
	L000 PC74	13		P, S		ER0, EVA, EVC			
		12		H		ER0, EVA			
		12		H, M		ER0, EVA			
-3	5269 529	5		H, M		ER0, EVA			BULB, PC121
4									GAUGE, Speedometer, Serviced with Cluster Assembly , (NOT SERVICED) (Not Serviced)
5									GAUGE, Tachometer, Serviced with Cluster Assembly , (NOT SERVICED) (Not Serviced)
6									GAUGE, Temperature And Oil, Serviced with Cluster Assembly , (NOT SERVICED) (Not Serviced)
7									GAUGE, Fuel And Volt, Serviced with Cluster Assembly , (NOT SERVICED) (Not Serviced)
8									BOARD, Circuit, Serviced with Cluster Assembly, (NOT SERVICED) (Not Serviced)

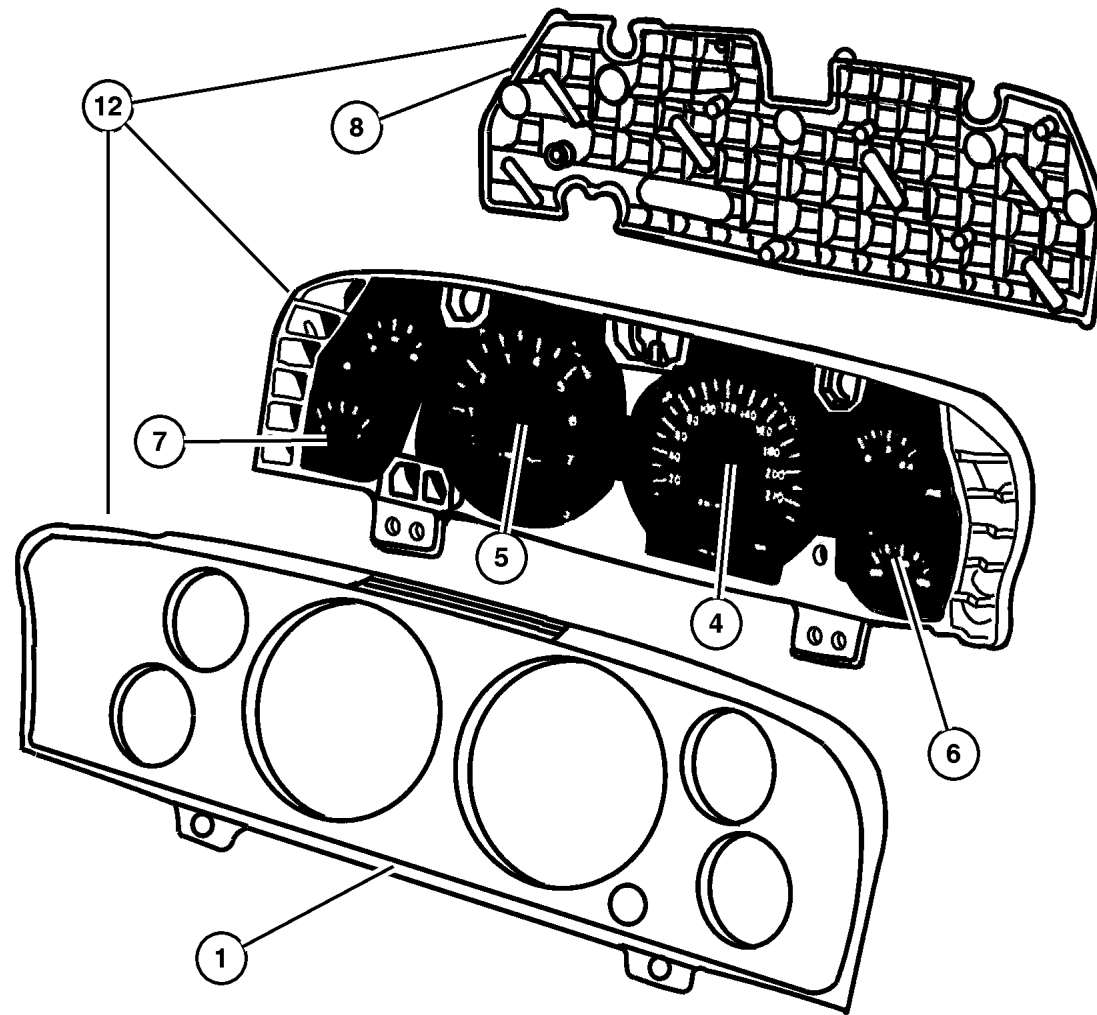
**JEEP GRAND CHEROKEE (WJ)**

SERIES	LINE	BODY	ENGINE	TRANSMISSION
H = Laredo	J = 4WD	74 = 4 Door	ERH = 4.0L, Power Tech I-6	DGK = 4 Speed Auto, 42RE
M = Sport	T = 2WD		EVA = 4.7L Power Tech V8	DGQ = 5 Speed Auto, 45RFE
P = Limited			EVC = 4.7L HO V8 MPI	DG0 = All Automatic Trans
S = Overland			ER0 = All 4.0L 6 Cyl Gas	
			EVO = All 4.7L Gas	

AR = Use as required - = Non illustrated part # = New this model year

October 1, 2003

**Instrument Cluster  
Figure 08A-210**



ITEM	PART NUMBER	QTY	LINE	SERIES	BODY	ENGINE	TRANS	TRIM	DESCRIPTION
-9									KNOB, Odometer Reset
	4638 220	1		H, M		ER0, EVA			
		1		P, S, X		ER0, EVA, EVC			
-10	6101 946	3							SCREW, Tapping
-11	6032 723	6							SCREW, Self Tapping, M4.2x1.69x19.05
12									CLUSTER, Complete Cluster Assembly w/Lens & Gauges
	56042 919AG	1		P, S		ER0, EVA, EVC			120 MPH
	56042 902AG	1		H, M		ER0, EVA			120 MPH with Fog Lamps
	56042 917AG	1		P, S, X		ER0, EVA, EVC			240 KPH
	56042 919AG	1		P, S, X		ER0, EVA, EVC			120 MPH
	56042 998AG	1		H, M		ER0, EVA			240 KPH
	56050 802AC	5		H, M		ER0, EVA			120 MPH without Fog Lamps

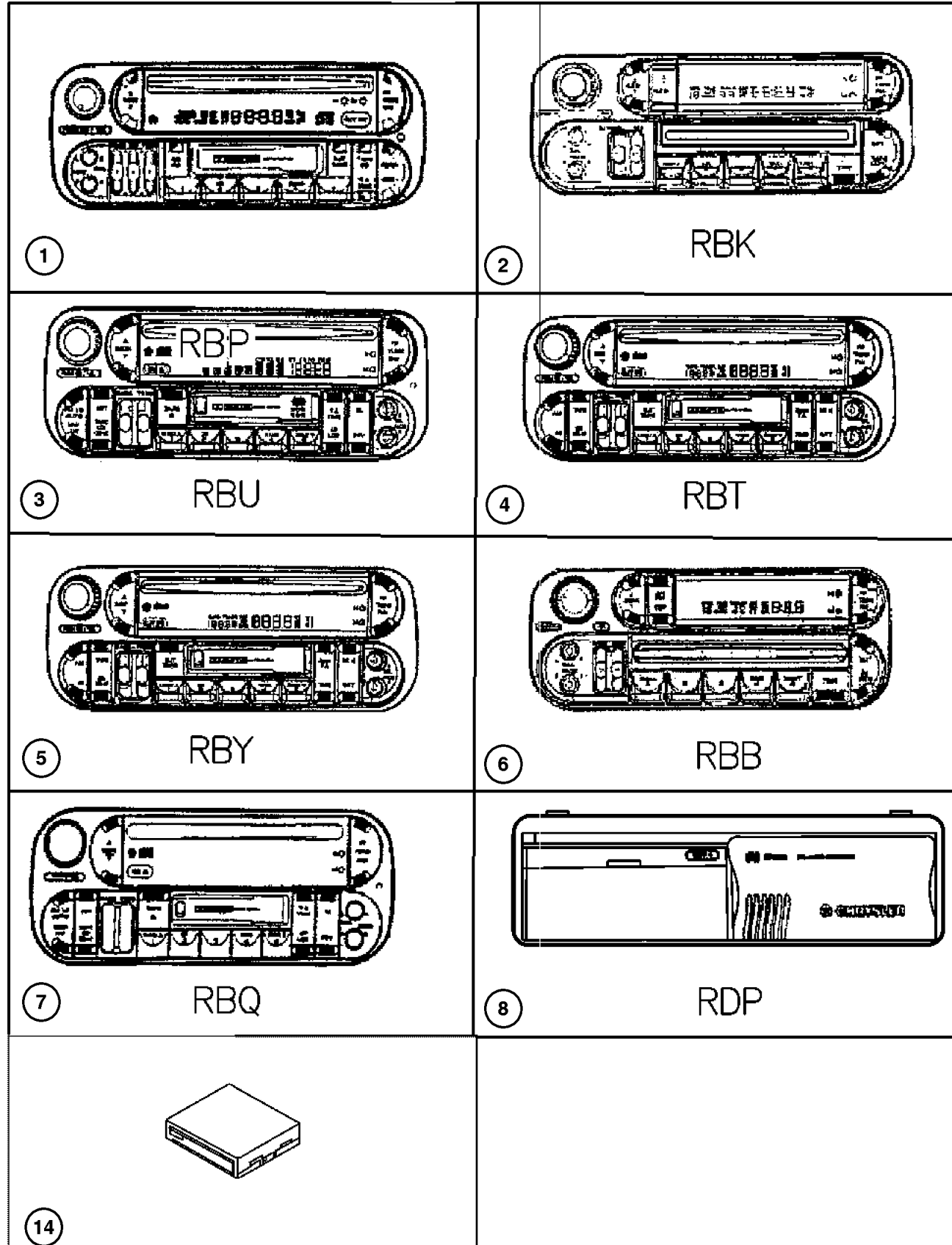
**JEEP GRAND CHEROKEE (WJ)**

SERIES	LINE	BODY	ENGINE	TRANSMISSION
H = Laredo	J = 4WD	74 = 4 Door	ERH = 4.0L, Power Tech I-6	DGK = 4 Speed Auto, 42RE
M = Sport	T = 2WD		EVA = 4.7L Power Tech V8	DGQ = 5 Speed Auto, 45RFE
P = Limited			EVC = 4.7L HO V8 MPI	DG0 = All Automatic Trans
S = Overland			ER0 = All 4.0L 6 Cyl Gas	
			EVO = All 4.7L Gas	

AR = Use as required - = Non illustrated part # = New this model year

October 1, 2003

Radios  
Figure 08A-310



ITEM	PART NUMBER	QTY	LINE	SERIES	BODY	ENGINE	TRANS	TRIM	DESCRIPTION
Notes:									
[RBK] = AM/FM with CD/Equalizer									
[RBP] = AM/FM Cassette/CD/CD Changer									
[RDP] = Disc Changer									
[ER0] = 4.0L Engine									
[EV0] = 4.7L Engine									
1	#5064 125AC	1							RADIO, AM/FM/Cassette With CD, [RBP]
2	#5064 354AC	1							RADIO, AM/FM with CD and Equalizer, [RBK]
3	#5064 123AA	1			74				RADIO, AM/FM/Cassette With CD, [RBU]
4	#5064 384AA	1							RADIO, AM/FM/Cassette With CD, [RBT]
5	#5064 383AB	1							RADIO, AM/FM/Cassette With CD, [RBY]
6	#5064 335AB	1							RADIO, AM/FM/Cassette With CD Control, [RBB]
7	56038 622AD	1			74				RADIO, AM/FM with CD and Equalizer, [RBQ]
8	56042 129AG	1							CHANGER, CD, [RDP]
-9	6100 047	4							NUT AND WASHER, Hex Nut-Coned Washer, M6 x 1.00
-10	6505 903AA	1				EV0			SCREW AND WASHER, Self Tapping, M6x1x22, Ground Strap Attaching
-11	6035 081	1				ER0			NUT, .25-20
-12	56038 402AC	1				EV0			STRAP, Radio Noise Suppression [EV0]
	56038 499AC	1				ER0			[ER0]
-13	6035 081	1				ER0			NUT, .25-20
14	56038 407AF	1							AMPLIFIER, Radio, [RCE] (Mounting Bracket Serviced with Amplifier)
-15	6505 002AA	4							STUD, CD Changer Attaching

JEEP GRAND CHEROKEE (WJ)

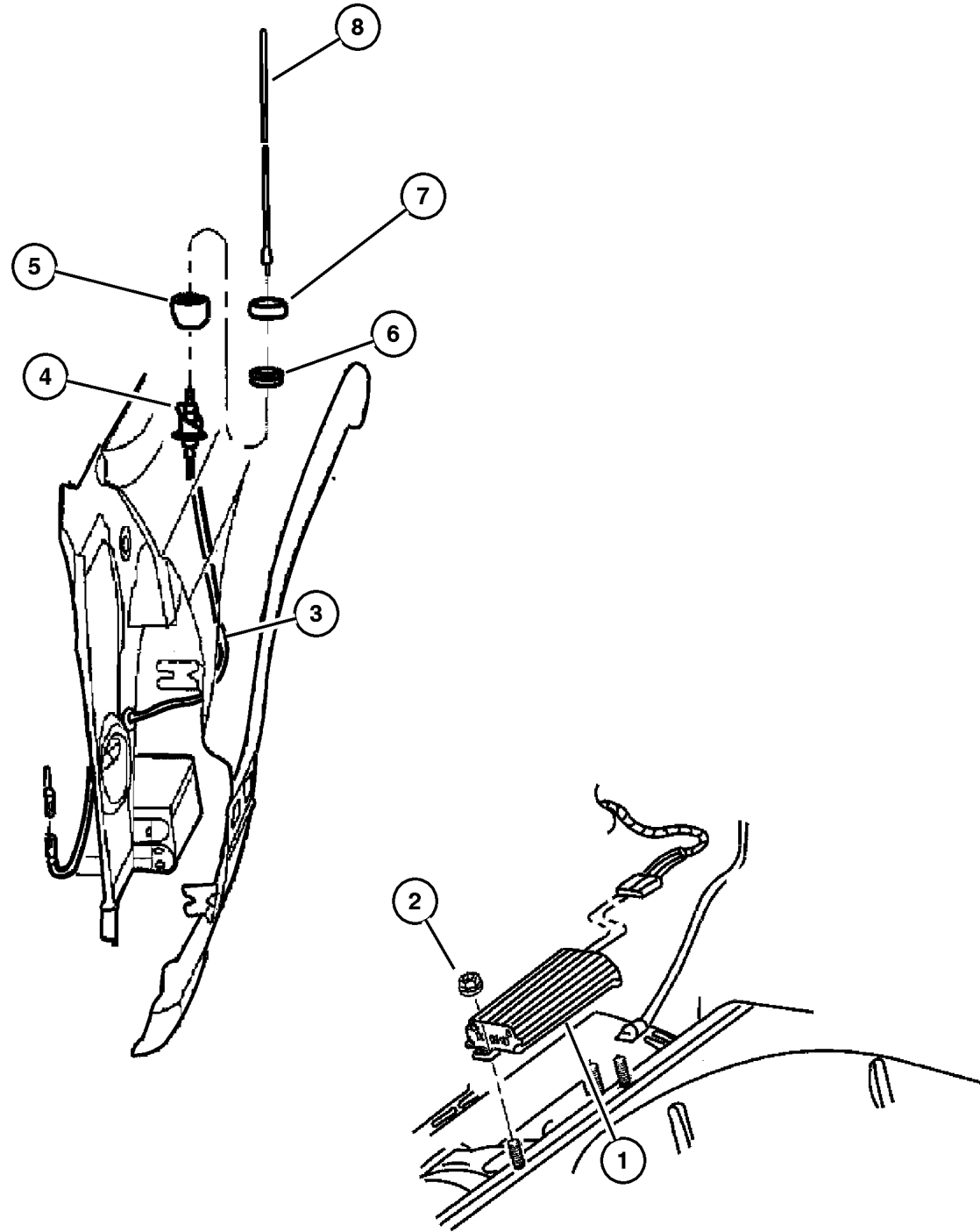
SERIES	LINE	BODY	ENGINE	TRANSMISSION
H = Laredo	J = 4WD	74 = 4 Door	ERH = 4.0L, Power Tech I-6	DGK = 4 Speed Auto, 42RE
M = Sport	T = 2WD		EVA = 4.7L Power Tech V8	DGQ = 5 Speed Auto, 45RFE
P = Limited			EVC = 4.7L HO V8 MPI	DG0 = All Automatic Trans
S = Overland			ER0 = All 4.0L 6 Cyl Gas	
			EV0 = All 4.7L Gas	

AR = Use as required - = Non illustrated part # = New this model year

October 1, 2003



## Antenna Figure 08A-320



ITEM	PART NUMBER	QTY	LINE	SERIES	BODY	ENGINE	TRANS	TRIM	DESCRIPTION
------	-------------	-----	------	--------	------	--------	-------	------	-------------

Notes:

[RCE ]= Infinity Speaker System

[RDD] = Antenna Fixed

[ER0] = 4.0L Engine

[EVO] = 4.7L Engine

1	56038 407AF	1							AMPLIFIER, Radio, [RCE]
2	6100 048	1				ER0, EVO			NUT, Hex, M6x1.00
3	56038 617AB	1							CABLE, Antenna, [RDD]
4	56038 412AB	1							BASE, Antenna, [RDD]
5	56009 375AB	1							ESCUTCHEON, Antenna, [RDD]
6	4685 301	1							CAP NUT, Antenna, Black, [RDD]
7	4685 498	1							SHROUD, Antenna Cap Nut, [RDD]
8	4685 574AE	1							MAST, Antenna
-9	#56038 734AA	1							ANTENNA, Global Positioning

JEEP GRAND CHEROKEE (WJ)

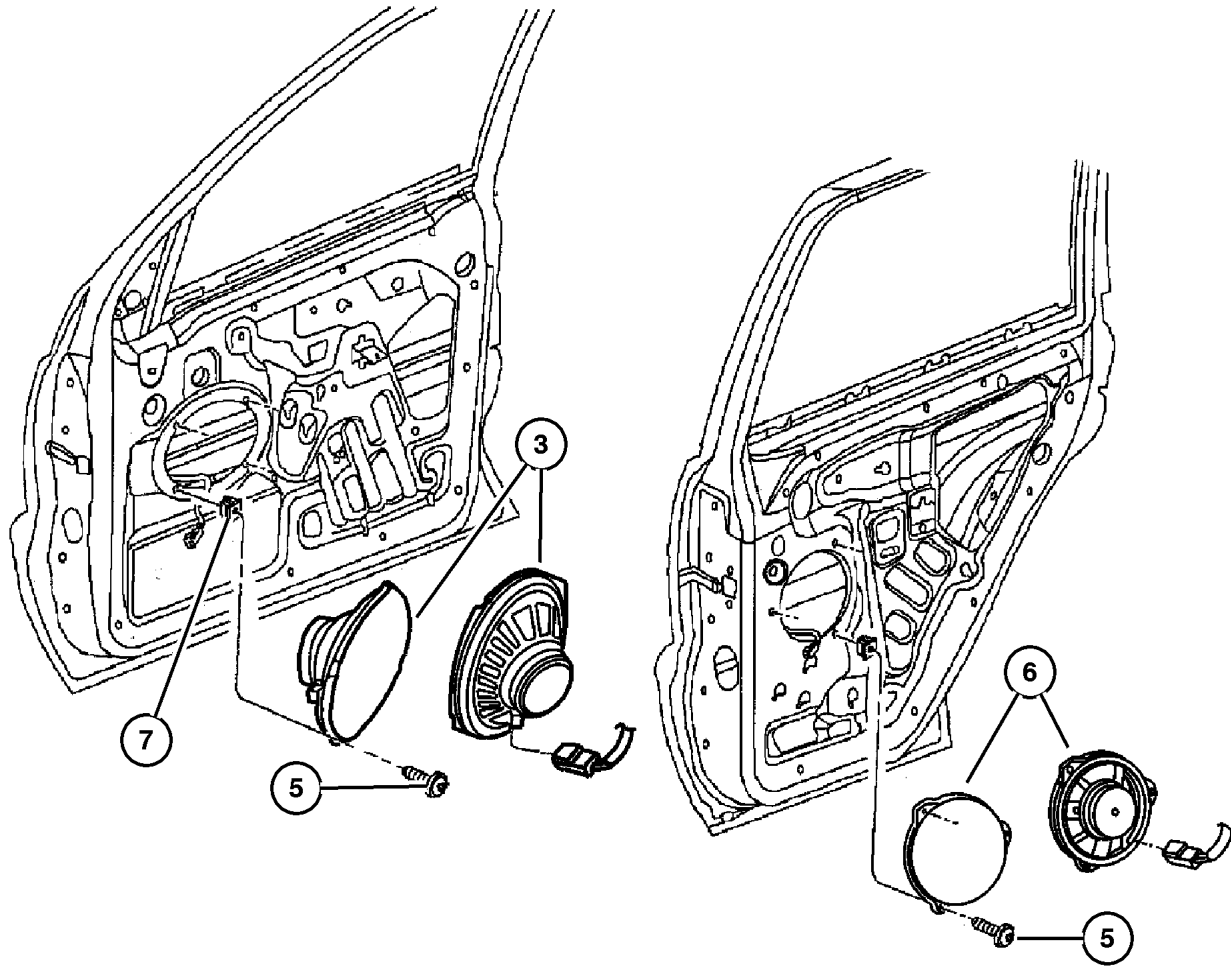
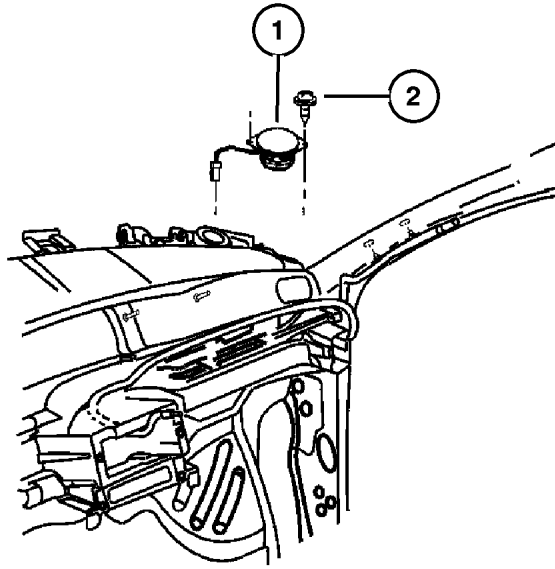
SERIES	LINE	BODY	ENGINE	TRANSMISSION
H = Laredo	J = 4WD	74 = 4 Door	ERH = 4.0L, Power Tech I-6	DGK = 4 Speed Auto, 42RE
M = Sport	T = 2WD		EVA = 4.7L Power Tech V8	DGQ = 5 Speed Auto, 45RFE
P = Limited			EVC = 4.7L HO V8 MPI	DG0 = All Automatic Trans
S = Overland			ER0 = All 4.0L 6 Cyl Gas	
			EVO = All 4.7l Gas	

AR = Use as required - = Non illustrated part # = New this model year

October 1, 2003

## Speakers Figure 08A-325

ITEM	PART NUMBER	QTY	LINE	SERIES	BODY	ENGINE	TRANS	TRIM	DESCRIPTION
Notes:									
[RCE]=Infinity Speaker System									
[RCG]=Standard Speaker System									
1	56038 411AC	2							SPEAKER, Instrument Panel, [RCE] Infinity
2	6101 946	3							SCREW, Tapping
3	56042 131AB	2							SPEAKER, 6"X9", Front Door [RCG] Front or Rear
	56038 409AC	2							[RCE] Front or Rear
-4	56038 657AA	2							SPEAKER, Front Door, Woofer, [RCE] Front or Rear
5									SCREW, (NOT SERVICED) (Not Serviced)
6	56038 408AC	2							SPEAKER, 6.5", [RCG] Standard
7	6507 009AA	8							NUT, Plastic Snap-in, [RCE] Infinity & [RCG] Standard
-8	56038 612AA	2							SPEAKER, Tweeter, [RCG] Standard



**JEEP GRAND CHEROKEE (WJ)**

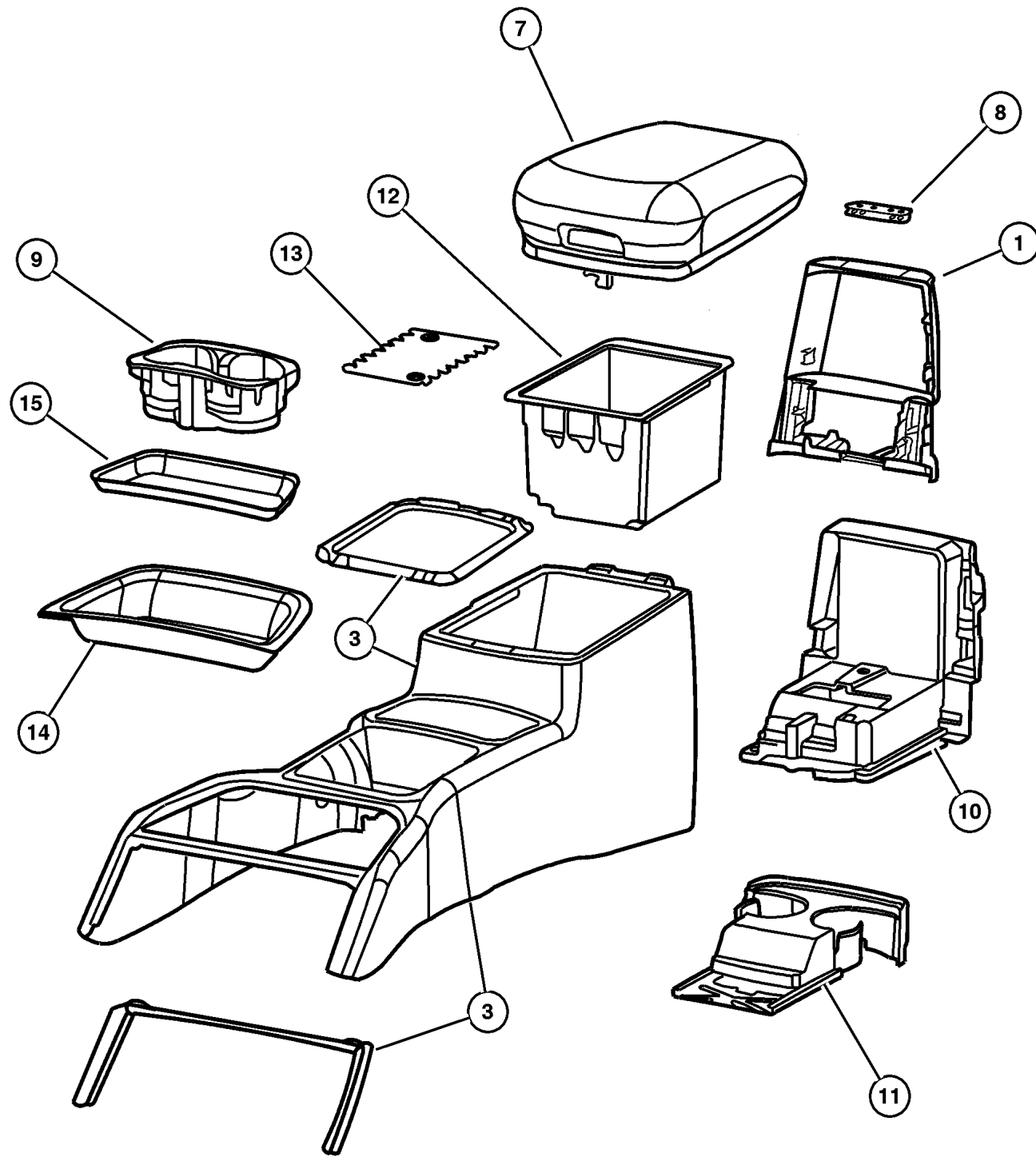
SERIES	LINE	BODY	ENGINE	TRANSMISSION
H = Laredo	J = 4WD	74 = 4 Door	ERH = 4.0L, Power Tech I-6	DGK = 4 Speed Auto, 42RE
M = Sport	T = 2WD		EVA = 4.7L Power Tech V8	DGQ = 5 Speed Auto, 45RFE
P = Limited			EVC = 4.7L HO V8 MPI	DG0 = All Automatic Trans
S = Overland			ER0 = All 4.0L 6 Cyl Gas	
			EVO = All 4.7l Gas	

AR = Use as required - = Non illustrated part # = New this model year

October 1, 2003

**Floor Console  
Figure 08A-410**

ITEM	PART NUMBER	QTY	LINE	SERIES	BODY	ENGINE	TRANS	TRIM	DESCRIPTION
1									PANEL, Console
	QP97 1AZAA	1		H					[DV] Agate
	QP97 XT5AA	1		H					[T5] Sandstone
		1		M					[T5] Sandstone
	QP97 1T5AA	1		X					[T5] Sandstone
	QP97 WL5AA	1		P					[L5] Camel
	QP97 XDVAA	1		H					[DV] Slate Gray
		1		P					[DV] Slate Gray
	QP97 1DBAA	1		S					[DB]
	QP97 1DVAA	1		P					[DV] Agate
	QP97 1T5AA	1		P					[T5] Sandstone
	QP97 WL5AA	1		H					[L5] Camel
	QP97 1AZAA	1		M					[DV] Agate
		1		X					[DV] Agate
	QP97 1DVAA	1		M					[DV] Slate Gray
	QP97 WL5AA	1		M					[L5] Camel
	QP97 XDVAA	1		X					[DU] Agate
-2									LATCH, Console Lock
	5014 295AA	1		H					
		1		P					
		1		M					
		1		X					
3									CONSOLE, Base
	SH13 1DUAD	1		X					[DU]
	SH13 1T5AD	1		M					[T5]
	SH13 1DVAD	1		H					[DV]
		1		P					[DV]
		1		M					[DV]
	SH13 1L5AD	1		H					[L5]
		1		P					[L5]
		1		M					[L5]
	SH13 1T5AD	1		H					[T5]
		1		P					[T5]
-4									SCREW, Self Piercing, .164-15x.625
	6032 452	4		H					
		4		P					
		4		M					
		4		X					
-5	6032 838	4		X					CLIP, .500x.417x.500
-6	6034 319	2		P					CLIP, .453Wx.528LGx.017THK
7									LID, Floor Console Bin



**JEEP GRAND CHEROKEE (WJ)**

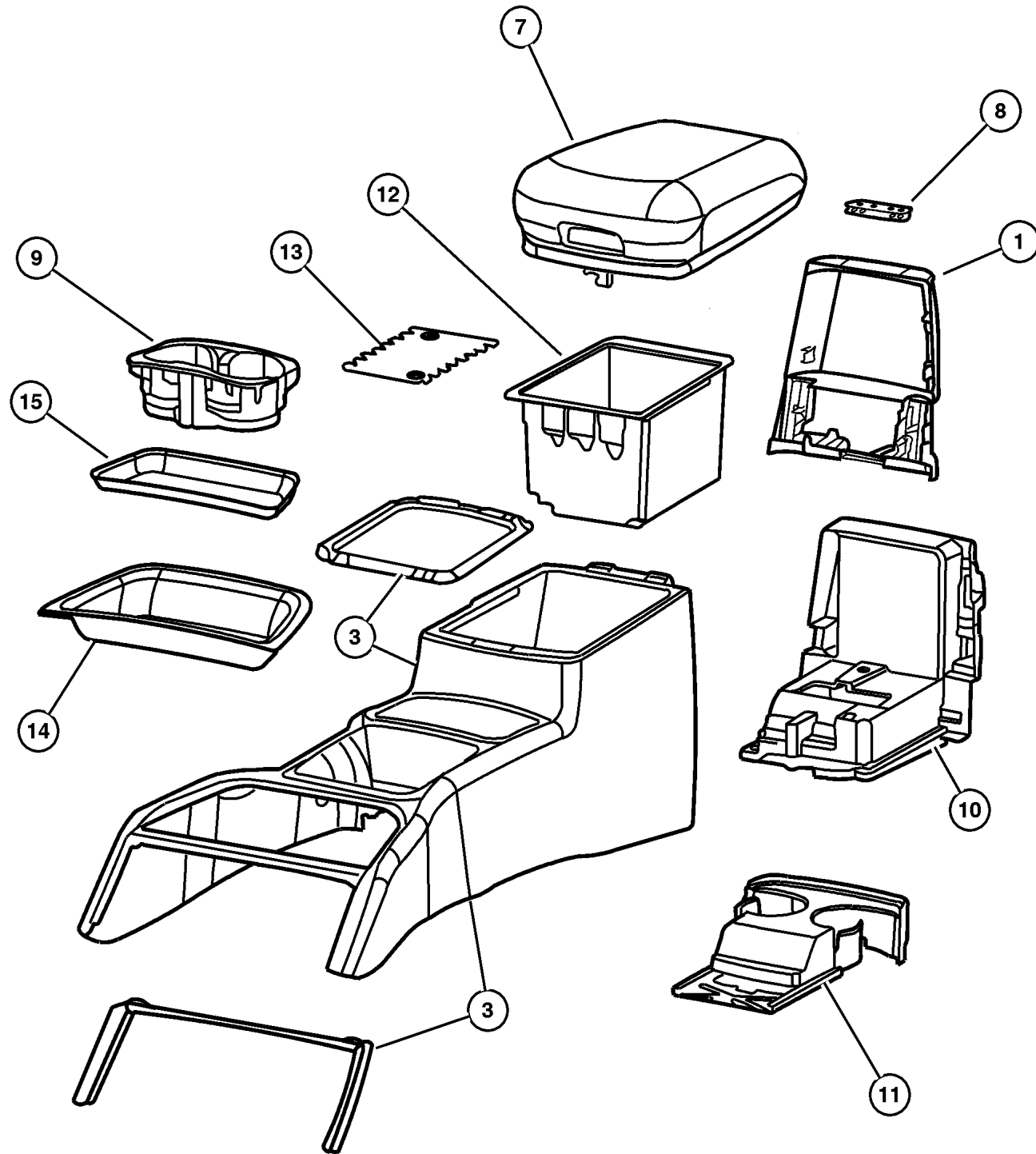
SERIES	LINE	BODY	ENGINE	TRANSMISSION
H = Laredo	J = 4WD	74 = 4 Door	ERH = 4.0L, Power Tech I-6	DGK = 4 Speed Auto, 42RE
M = Sport	T = 2WD		EVA = 4.7L Power Tech V8	DGQ = 5 Speed Auto, 45RFE
P = Limited			EVC = 4.7L HO V8 MPI	DG0 = All Automatic Trans
S = Overland			ER0 = All 4.0L 6 Cyl Gas	
			EVO = All 4.7L Gas	

AR = Use as required - = Non illustrated part # = New this model year

October 1, 2003

**Floor Console  
Figure 08A-410**

ITEM	PART NUMBER	QTY	LINE	SERIES	BODY	ENGINE	TRANS	TRIM	DESCRIPTION
	5FW58 1DVAD	1		H					[DV]
	5FW58 1L5AD	1		H					[L5]
	5FW58 1T5AD	1		P					[T5]
	5HY07 1DBAB	1		S					[DB] Leather
8	55196 773AA	1		H					HINGE, Floor Console Lid
9	55196 713AA	1		H					CUPHOLDER, Floor Console
10	55196 718AC	1		H					PLATE, Floor Console
11									CUPHOLDER, Floor Console
	5GL54 1DVAC	1		H					[DV] Slate gray
	5GL54 1T5AC	1		M					[T5] Sandstone
	5GL54 1DVAC	1		S					[DB]
	5GL54 1L5AC	1		H					[L5] Camel
	5GL54 1T5AC	1		H					[T5] Sandstone
	5GL54 1DVAC	1		P					[DV] Slate gray
		1		M					[DV] Slate gray
		1		X					[DV] Slate gray
	5GL54 1L5AC	1		P					[L5] Camel
		1		M					[L5] Camel
	5GL54 1T5AC	1		P					[T5] Sandstone
12	55196 664AB	1							BIN, Floor Console, with Mat
13	5519 6665	1							MAT, Storage Tray
14	55196 667AB	1							BIN, Floor Console
15	55196 669AB	1							MAT, Storage Tray
-16									SCREW, .164-18x.50, (NOT SERVICED) (Not Serviced)
-17	5066 456AA	2		H					BUMPER, Rubber
-18	55196 859AA	1							BRACKET, Console
-19	4595 823AB	1							SMOKERS KIT, Ash Receiver With Lighter



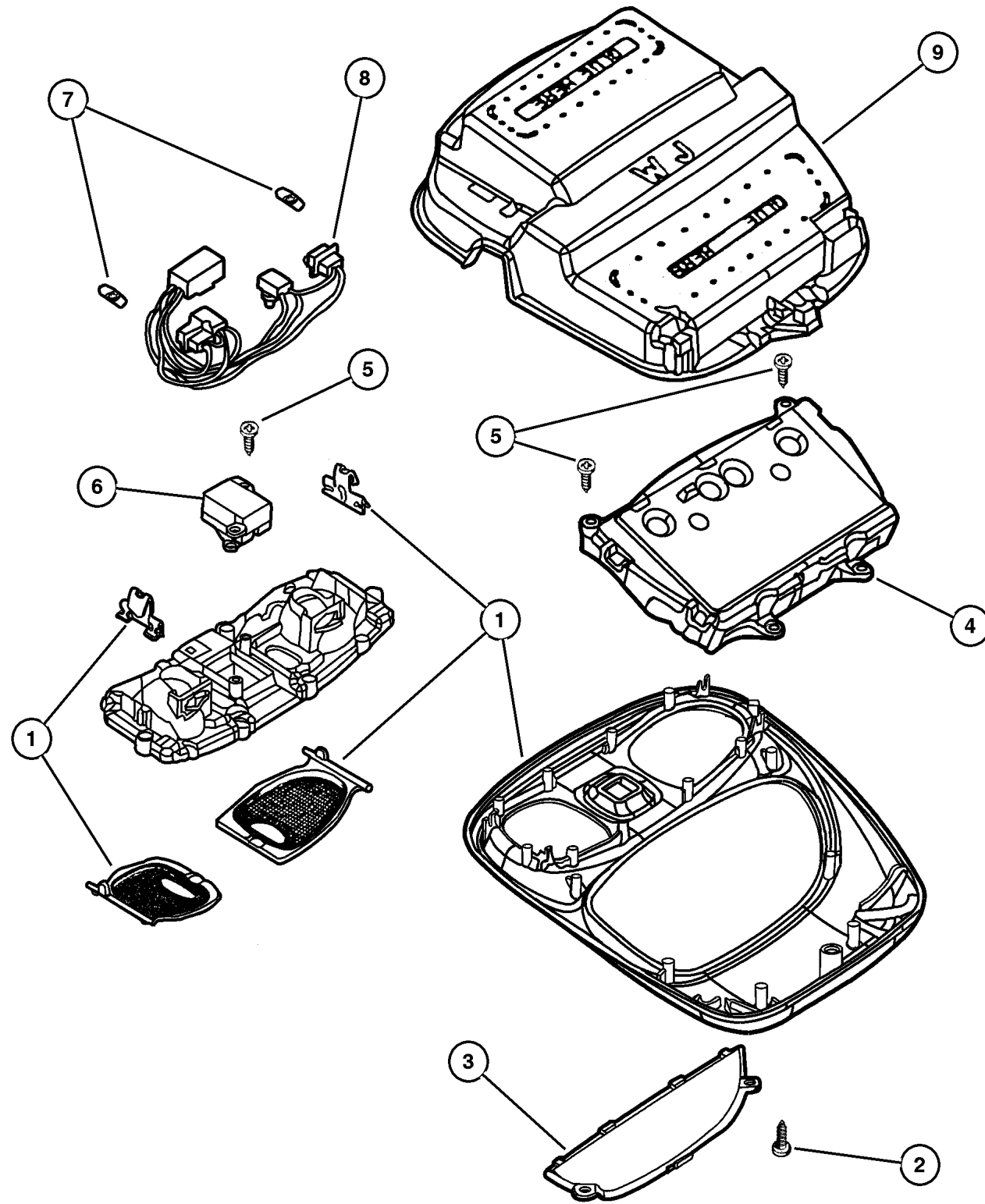
**JEEP GRAND CHEROKEE (WJ)**

SERIES	LINE	BODY	ENGINE	TRANSMISSION
H = Laredo	J = 4WD	74 = 4 Door	ERH = 4.0L, Power Tech I-6	DGK = 4 Speed Auto, 42RE
M = Sport	T = 2WD		EVA = 4.7L Power Tech V8	DGQ = 5 Speed Auto, 45RFE
P = Limited			EVC = 4.7L HO V8 MPI	DG0 = All Automatic Trans
S = Overland			ER0 = All 4.0L 6 Cyl Gas	
			EVO = All 4.7L Gas	

AR = Use as required - = Non illustrated part # = New this model year

October 1, 2003

Overhead Console  
Figure 08A-420



ITEM	PART NUMBER	QTY	LINE	SERIES	BODY	ENGINE	TRANS	TRIM	DESCRIPTION
1									CONSOLE, Overhead Mini, Less Electronics
	SF61 1L2AA	1							With Sunroof [DB]
	SF62 1DBAA	1							With Sunroof [DV, L5,T5]
	SF62 1L2AA	1							
2									SCREW, .164-18x.500, (NOT SERVICED) (Not Serviced)
3	5012 882AA	1							LENS, Message Center
4									MODULE, Compass Temperature
	56042 754AF	1							Without Universal Garage Door Opener
	56042 756AF	1							With Tire Pressure Monitor, Universal Garage Door Opener
	#56042 749AH	1							With Universal Garage Door Opener
5									SCREW, (NOT SERVICED) (Not Serviced)
6	5604 2064	1							SWITCH, 1 Gang, Sunroof
7	L000 0192	2							BULB, 192
8									WIRING, Overhead Lighting Assist Handle
	55196 753AA	1							Reading Lamp
	55196 754AA	1							
9	55196 782AB	1							RETAINER, Headliner

JEEP GRAND CHEROKEE (WJ)

SERIES	LINE	BODY	ENGINE	TRANSMISSION
H = Laredo	J = 4WD	74 = 4 Door	ERH = 4.0L, Power Tech I-6	DGK = 4 Speed Auto, 42RE
M = Sport	T = 2WD		EVA = 4.7L Power Tech V8	DGQ = 5 Speed Auto, 45RFE
P = Limited			EVC = 4.7L HO V8 MPI	DG0 = All Automatic Trans
S = Overland			ER0 = All 4.0L 6 Cyl Gas	
			EVO = All 4.7l Gas	

AR = Use as required - = Non illustrated part # = New this model year

October 1, 2003

# Group – 009

## Engine Mounting

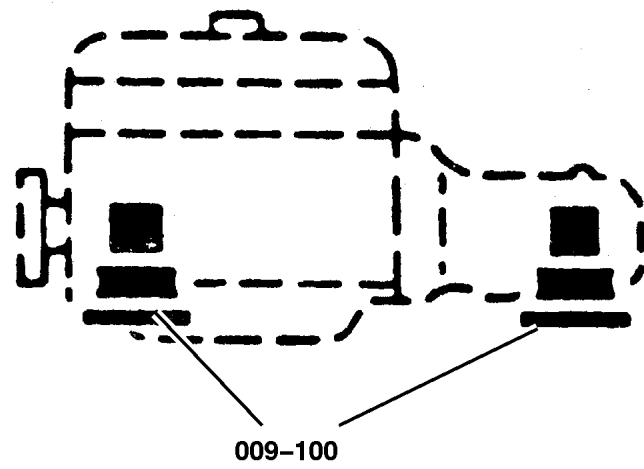
### GROUP 9 - Engine Mounting

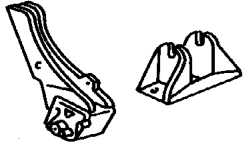
Illustration Title

Group-Fig. No.

#### Engine Mounting

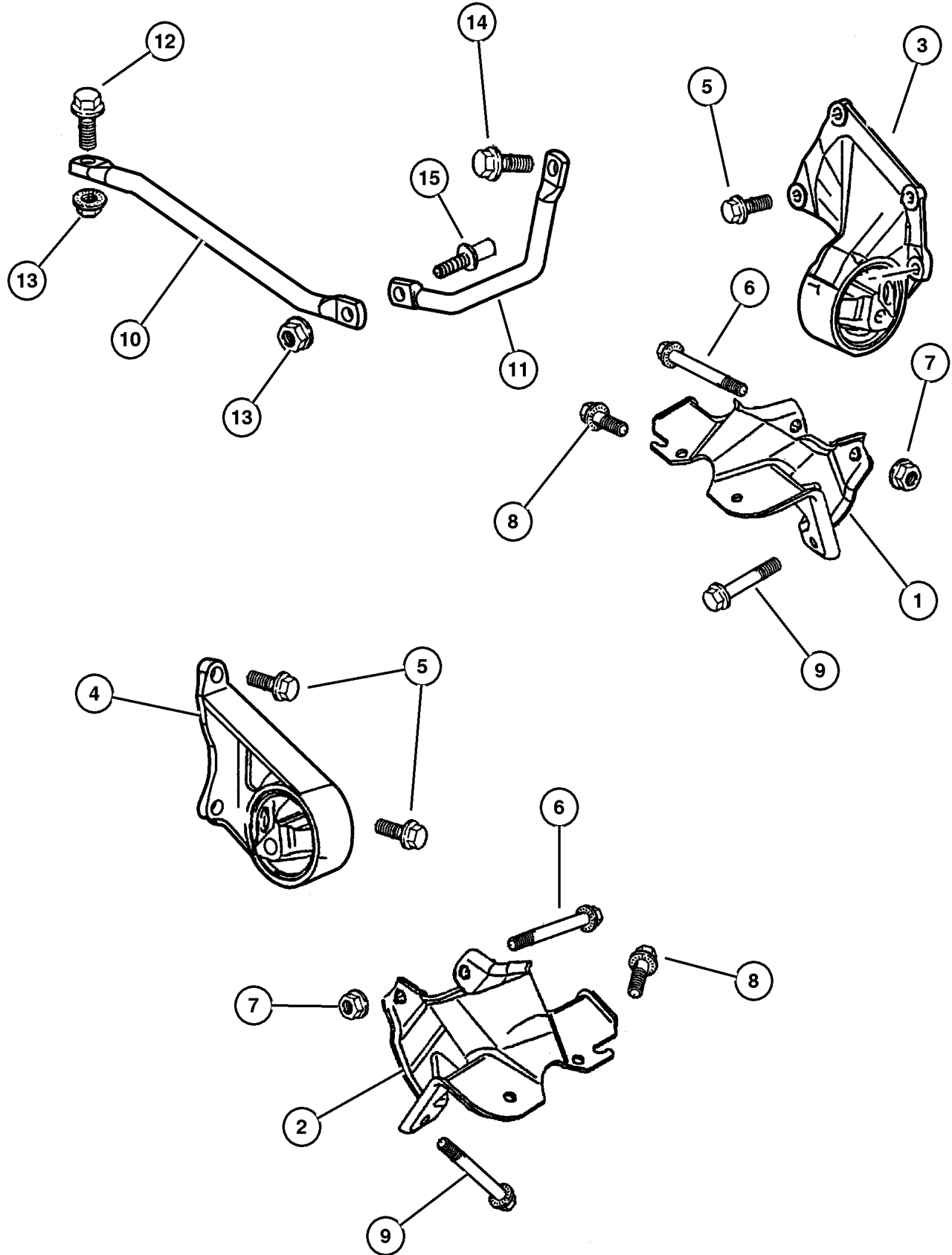
Engine Mounting, Front, 4.0 [ERH] .....	Fig. 009-110
Engine Mounting, Rear, 4.0 [ERH] .....	Fig. 009-120
Engine Mounting, Front, 4.7 [EVA,EVC] .....	Fig. 009-130
Engine Mounting, Rear, 4.7 [EVA,EVC] .....	Fig. 009-140



<p><b>009-100</b> Engine Mounting</p> 			
---	--	--	--

**Engine Mounting, Front, 4.0 [ERH]  
Figure 009-110**

ITEM	PART NUMBER	QTY	LINE	SERIES	BODY	ENGINE	TRANS	TRIM	DESCRIPTION
Note; Sales Codes									
[DG0]= All Automatic Transmissions									
[ER0]= All 4.0L Gas Engines									
[EV0]= All 4.7L Gas Engines									
1	52058 930AB	1				ER0, EV0			BRACKET, Engine Mount, Right
2	52058 931AC	1				ER0, EV0			BRACKET, Engine Mount, Left
3	5205 8928	1				ER0			INSULATOR, Engine Mount, Right
4	52058 929AB	1				ER0			INSULATOR, Engine Mount, Left
5	6503 699	7				ER0			SCREW AND WASHER, Hex Head, M10x1.5x28
6	3420 2606	2							BOLT, Hex Head
7	6502 697	2							NUT, Hex Flange Lock, M12x1.75
8	6503 119	4							SCREW AND WASHER, Hex Head, M10x1.5x40
9	6506 000AA	4							SCREW AND WASHER
10	5210 4202	1	J			ER0	DG0		BRACE, Bending Transmission, Bottom
11	5210 4204	1	J			ER0	DG0		BRACE, Bending Transmission
12	6022 266	1				ER0			SCREW, Hex Head, .375-16x1.5
13	6502 697	2							NUT, Hex Flange Lock, M12x1.75
14	6025 063	1	J			ER0	DG0		SCREW AND WASHER, .375-16x1.125
15	52104 250AA	1	J			ER0	DG0		BRACE, Bell Housing



**JEEP GRAND CHEROKEE (WJ)**

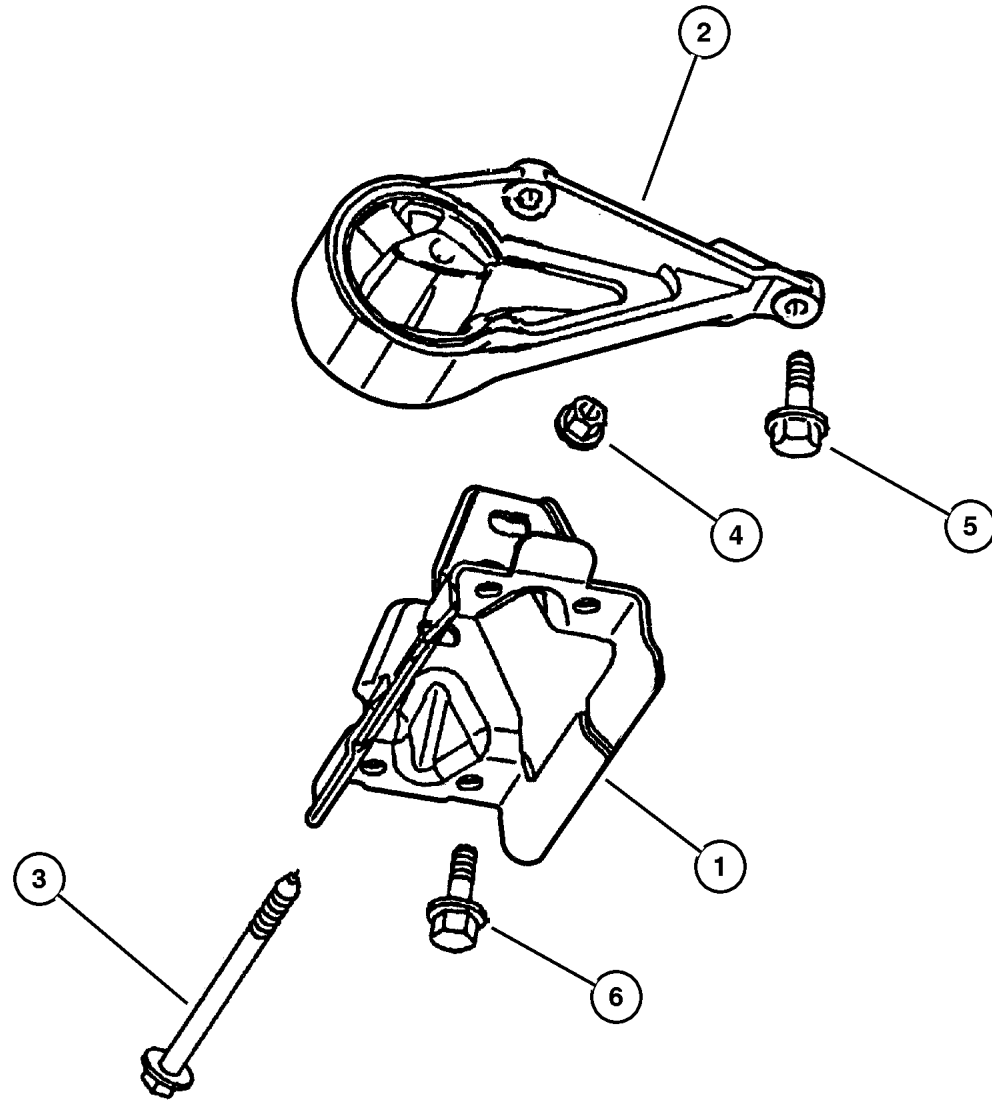
SERIES	LINE	BODY	ENGINE	TRANSMISSION
H = Laredo	J = 4WD	74 = 4 Door	ERH = 4.0L, Power Tech I-6	DGK = 4 Speed Auto, 42RE
M = Sport	T = 2WD		EVA = 4.7L Power Tech V8	DGQ = 5 Speed Auto, 45RFE
P = Limited			EVC = 4.7L HO V8 MPI	DG0 = All Automatic Trans
S = Overland			ER0 = All 4.0L 6 Cyl Gas	
			EV0 = All 4.7L Gas	

AR = Use as required - = Non illustrated part # = New this model year

October 1, 2003

**Engine Mounting, Rear, 4.0 [ERH]  
Figure 009-120**

ITEM	PART NUMBER	QTY	LINE	SERIES	BODY	ENGINE	TRANS	TRIM	DESCRIPTION
Note; Sales Codes									
[DGK]= 4 Speed Automatic Transmissions 42RE									
[DG0]= All Automatic Transmissions									
[ER0]= All 4.0L Gas Engines									
[EV0]= All 4.7L Gas Engines									
1	5205 8988	1				ER0			BRACKET, Insulator MOUNT, Transmission
2	5205 8995	1	T			ER0	DGK		
	5205 8994	1	J			ER0	DG0		
3	6504 681	1				ER0			BOLT
4	6502 697	1				ER0, EV0			NUT, Hex Flange Lock, M12x1.75
5	6033 358	4				ER0	DG0		SCREW AND WASHER, Hex Head Locking, .437-14x1.25
6	6506 000AA	4							SCREW AND WASHER



**JEEP GRAND CHEROKEE (WJ)**

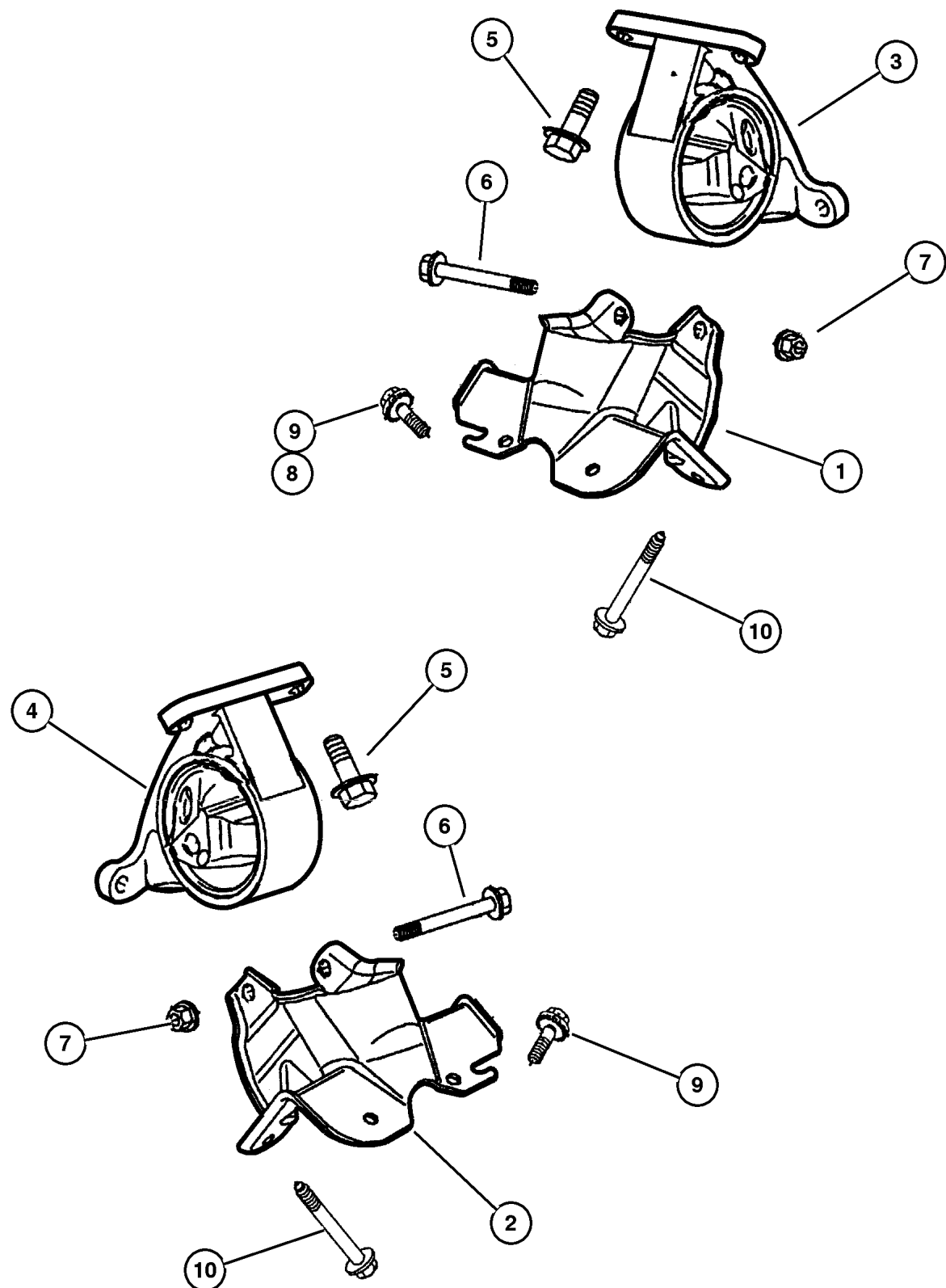
SERIES	LINE	BODY	ENGINE	TRANSMISSION
H = Laredo	J = 4WD	74 = 4 Door	ERH = 4.0L, Power Tech I-6	DGK = 4 Speed Auto, 42RE
M = Sport	T = 2WD		EVA = 4.7L Power Tech V8	DGQ = 5 Speed Auto, 45RFE
P = Limited			EVC = 4.7L HO V8 MPI	DG0 = All Automatic Trans
S = Overland			ER0 = All 4.0L 6 Cyl Gas	
			EV0 = All 4.7L Gas	

AR = Use as required - = Non illustrated part # = New this model year

October 1, 2003



**Engine Mounting, Front, 4.7 [EVA,EVC]  
Figure 009-130**



ITEM	PART NUMBER	QTY	LINE	SERIES	BODY	ENGINE	TRANS	TRIM	DESCRIPTION
Note; Sales Codes									
[ER0]= All 4.0L Gas Engines									
[EV0]= All 4.7L Gas Engines									
1	52058 930AB	1				ER0, EV0			BRACKET, Engine Mount, Right
2	52058 931AC	1				ER0, EV0			BRACKET, Engine Mount, Left
3	52058 936AC	1				EV0			INSULATOR, Engine Mount, Right
4	52058 937AC	1				EV0			INSULATOR, Engine Mount, Left
5	6503 699	8				EV0			SCREW AND WASHER, Hex Head, M10x1.5x28
6	3420 2606	2							BOLT, Hex Head
7	6502 697	2							NUT, Hex Flange Lock, M12x1.75
8	6506 134AA	4				ER0, EV0			SCREW AND WASHER, Horizontal
9	6503 119	4							SCREW AND WASHER, Hex Head, M10x1.5x40, Vertical
10	6506 000AA	4							SCREW AND WASHER

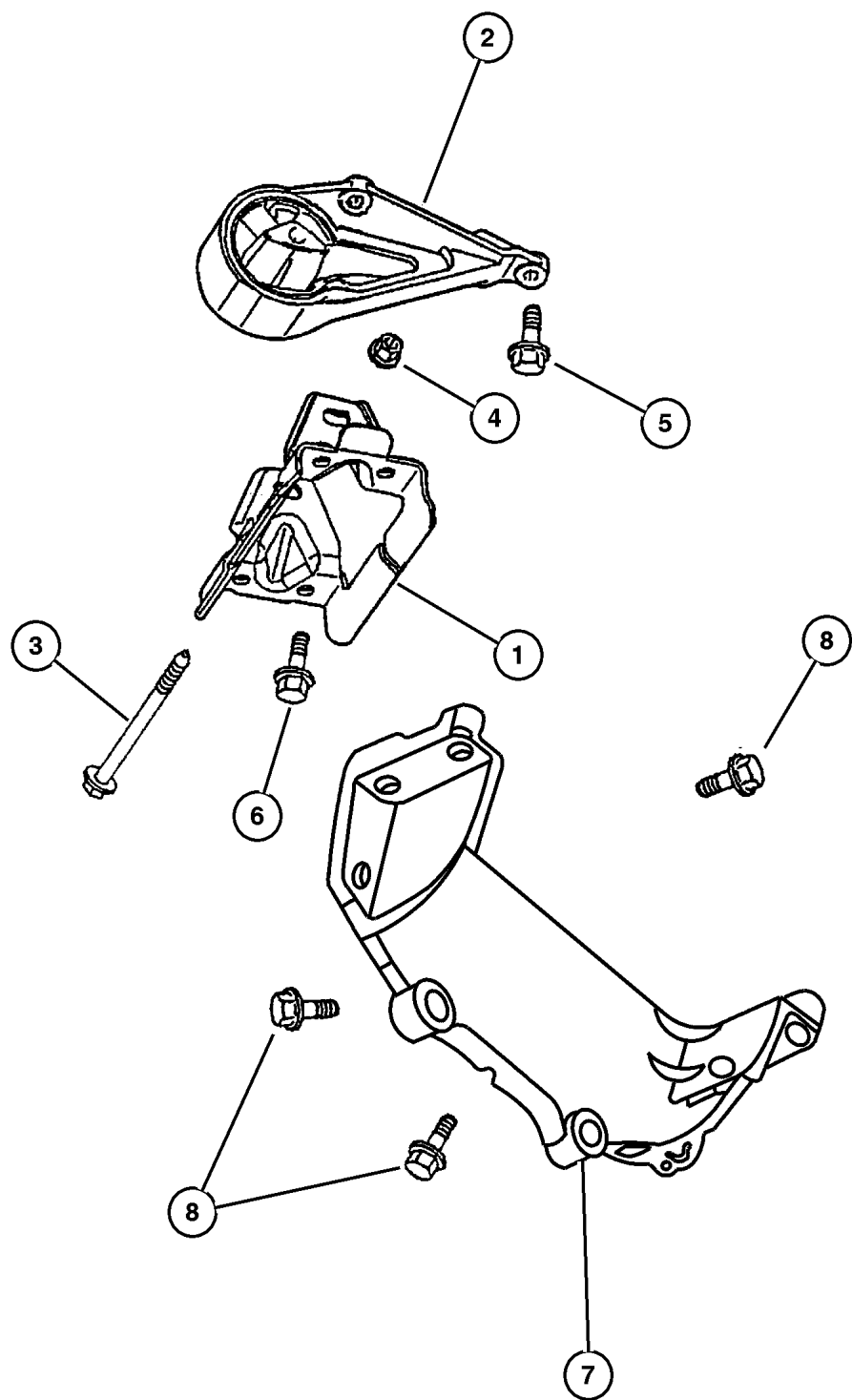
**JEEP GRAND CHEROKEE (WJ)**

SERIES	LINE	BODY	ENGINE	TRANSMISSION
H = Laredo	J = 4WD	74 = 4 Door	ERH = 4.0L, Power Tech I-6	DGK = 4 Speed Auto, 42RE
M = Sport	T = 2WD		EVA = 4.7L Power Tech V8	DGQ = 5 Speed Auto, 45RFE
P = Limited			EVC = 4.7L HO V8 MPI	DG0 = All Automatic Trans
S = Overland			ER0 = All 4.0L 6 Cyl Gas	
			EV0 = All 4.7L Gas	

AR = Use as required - = Non illustrated part # = New this model year

October 1, 2003

**Engine Mounting, Rear, 4.7 [EVA,EVC]  
Figure 009-140**



ITEM	PART NUMBER	QTY	LINE	SERIES	BODY	ENGINE	TRANS	TRIM	DESCRIPTION
Note; Sales Codes									
[DG0]= All Automatic Transmissions									
[ER0]= All 4.0L Gas Engines									
[EV0]= All 4.7L Gas Engines									
1									BRACKET, Insulator
	5205 8992	1	T			EV0	DG0		
	5205 8988	1	J			EV0	DG0		
2									MOUNT, Transmission
	5205 8997	1	T			EV0	DG0		
	5205 8996	1	J			EV0	DG0		
3	6504 681	1				EV0			BOLT
4	6502 697	1				ER0, EV0			NUT, Hex Flange Lock, M12x1.75
5	6503 699	4	J			EV0	DG0		SCREW AND WASHER, Hex Head, M10x1.5x28
6	6506 000AA	4							SCREW AND WASHER
7	5302 0885	1				EV0	DG0		COVER, Bedplate
8	6101 985	8				EV0			SCREW AND WASHER, M10x1. 50x45.00

**JEEP GRAND CHEROKEE (WJ)**

SERIES	LINE	BODY	ENGINE	TRANSMISSION
H = Laredo	J = 4WD	74 = 4 Door	ERH = 4.0L, Power Tech I-6	DGK = 4 Speed Auto, 42RE
M = Sport	T = 2WD		EVA = 4.7L Power Tech V8	DGQ = 5 Speed Auto, 45RFE
P = Limited			EVC = 4.7L HO V8 MPI	DG0 = All Automatic Trans
S = Overland			ER0 = All 4.0L 6 Cyl Gas	
			EV0 = All 4.7L Gas	

AR = Use as required - = Non illustrated part # = New this model year

October 1, 2003

# Group – 4.0L

## Engine 4.0L Six Cylinder

### GROUP 4.0L - Engine 4.0L Six Cylinder

Illustration Title

Group-Fig. No.

#### Cylinder Head

Cylinder Head, 4.0 [ERH] ..... Fig. 4.0L-210

#### Cylinder Block

Cylinder Block, 4.0 [ERH] ..... Fig. 4.0L-310

#### Crankshaft, Piston and Torque Converter

Crankshaft, Piston and Torque Converter, 4.0 [ERH] ..... Fig. 4.0L-410

#### Camshafts & Valves

Camshaft and Valves, 4.0 [ERH] ..... Fig. 4.0L-510

#### Timing Belt and Cover

Timing Belt and Cover, 4.0 [ERH] ..... Fig. 4.0L-610

#### Engine Oiling

Engine Oiling, 4.0 [ERH] ..... Fig. 4.0L-710

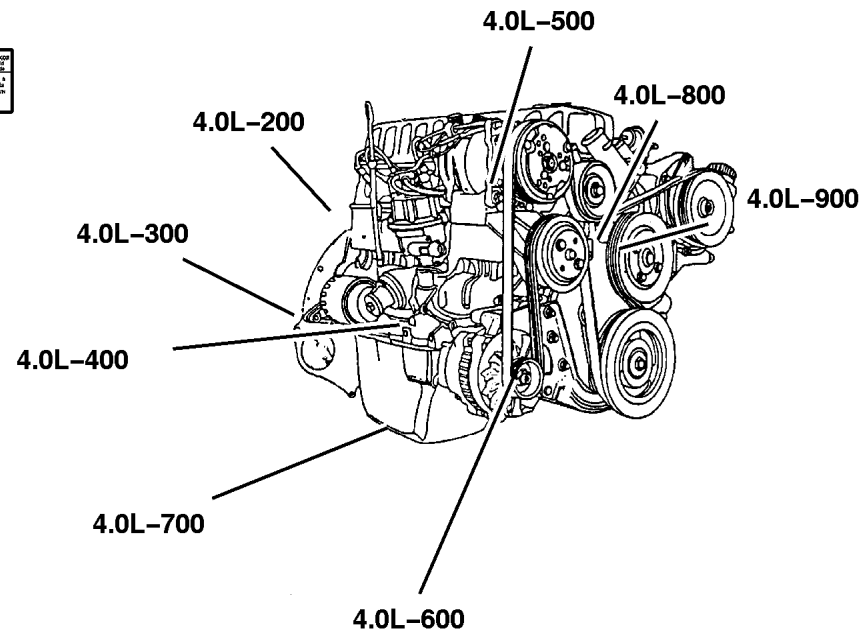
#### Manifolds

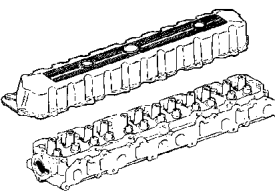


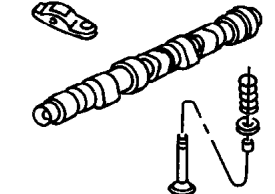
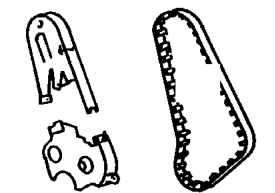

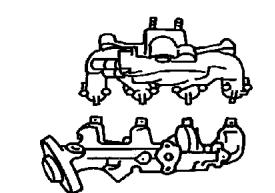
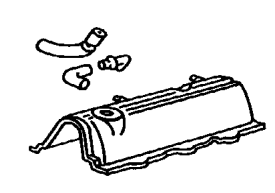
Manifold, Intake and Exhaust, 4.0 (ERH) ..... Fig. 4.0L-810

#### Crankcase Ventilation

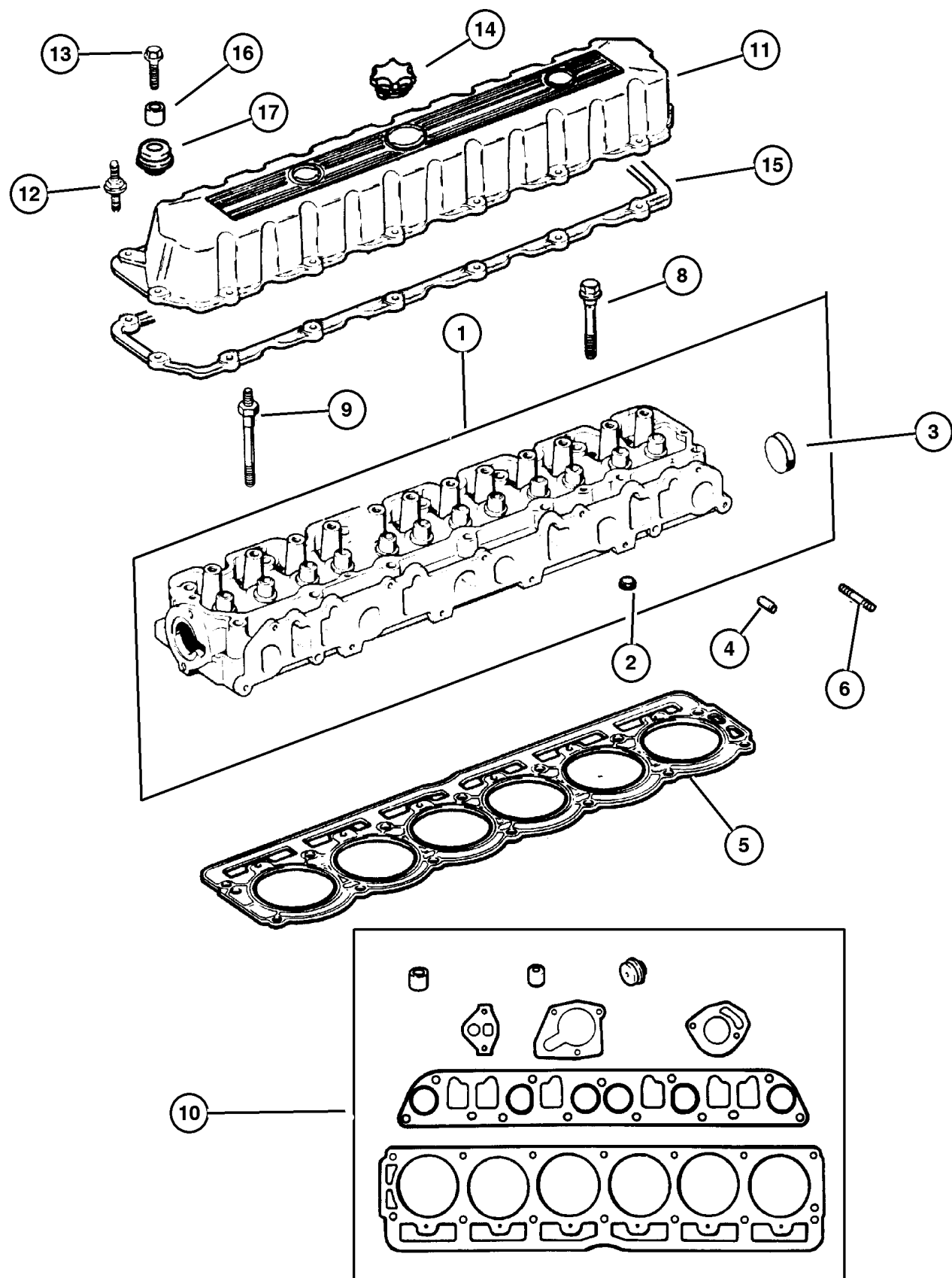
Crankcase Ventilation, 4.0 [ERH] ..... Fig. 4.0L-910

REV.	DATE	BY	CHKD.	DESCRIPTION



<p><b>4.0L-200</b> Cylinder Head</p> 	<p><b>4.0L-300</b> Cylinder Block</p> 	<p><b>4.0L-400</b> Crankshaft, Piston and Torque Converter</p> 	<p><b>4.0L-500</b> Camshafts &amp; Valves</p> 
<p><b>4.0L-600</b> Timing Belt and Cover</p> 	<p><b>4.0L-700</b> Engine Oiling</p> 	<p><b>4.0L-800</b> Manifolds</p> 	<p><b>4.0L-900</b> Crankcase Ventilation</p> 

**Cylinder Head, 4.0 [ERH]  
Figure 4.0L-210**



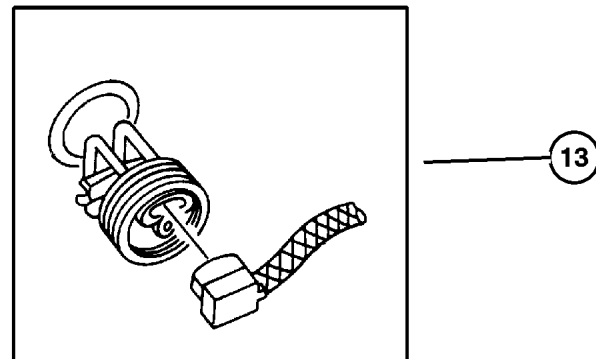
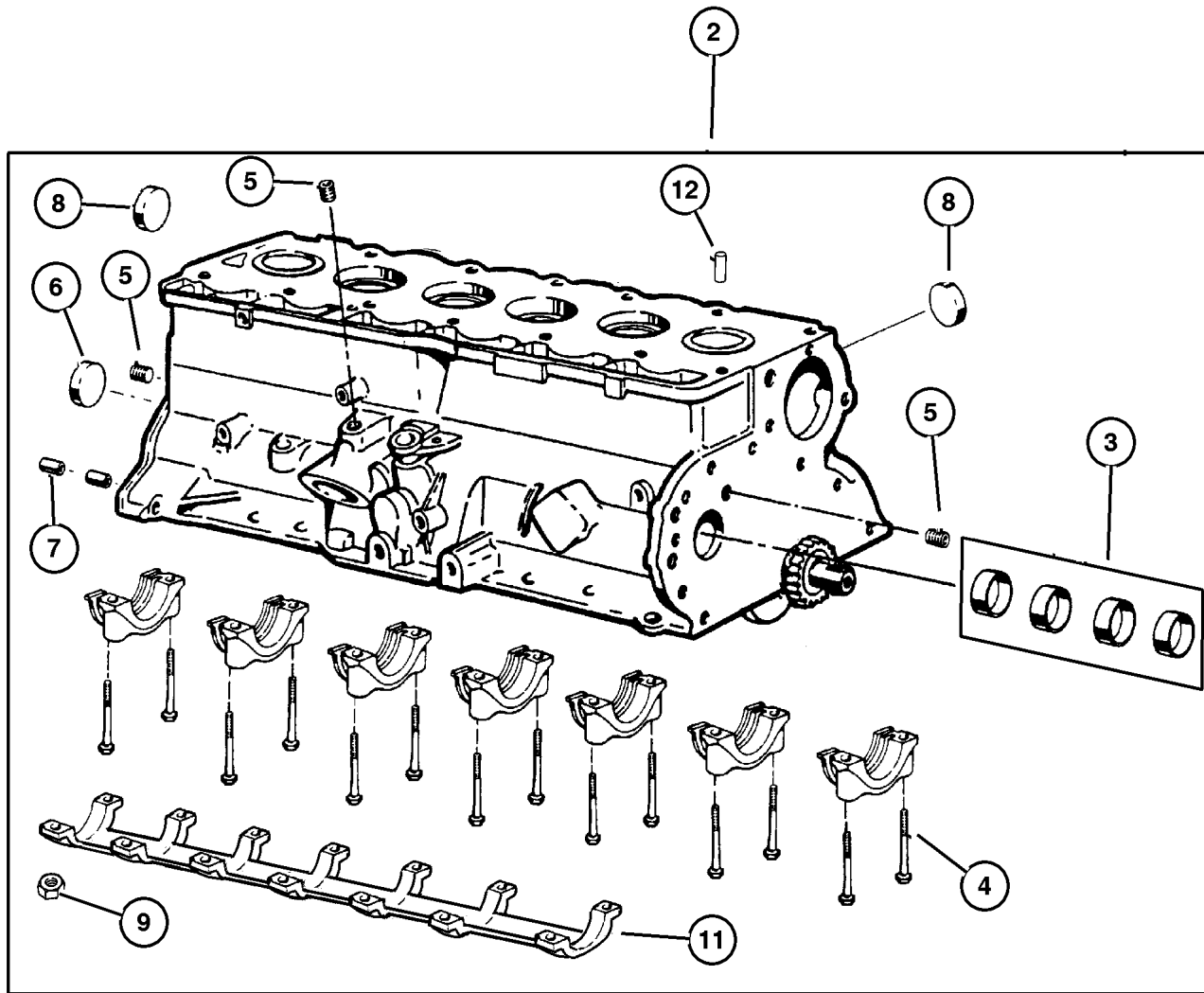
ITEM	PART NUMBER	QTY	LINE	SERIES	BODY	ENGINE	TRANS	TRIM	DESCRIPTION
Note; Sales Codes									
[ER0]= All 4.0L Gas Engines									
1	5301 0334	1				ER0			HEAD, Cylinder
2	J400 7434	4				ER0			PLUG, Cylinder Block Oil Hole
3	J310 5394	1				ER0			PLUG, Cylinder Block Oil Hole
4	J317 2318	2				ER0			DOWEL, Cylinder Head To Intake
5	53020 754AB	1				ER0			GASKET, Cylinder Head
6	6036 193AA	2				ER0			STUD, .375-16/.375-24x1.75
-7	6036 162AA	1				ER0			STUD, Double Ended, [.500-13/.437-14x6.00]
8	6035 514	5				ER0			BOLT, Cylinder Head
	6035 515	2				ER0			
9	6035 516	6				ER0			STUD, Double Ended, .50-13/.437-14x6.00
10	5012 365AC	1				ER0			GASKET PACKAGE, Engine Upper
11	5302 0323	1				ER0			COVER, Cylinder Head
12	6035 968AA	8				ER0			STUD, .250-20x2.00
13	6035 566	7				ER0			BOLT, Hex Flange Head, .250-20x1.00
14	4648 831AA	1				ER0			CAP, Oil Filler
15	53020 758AC	1				ER0			GASKET, Valve Cover
16	53020 598AB	15				ER0			SLEEVE, Torque Limiter
17	5301 0424	15				ER0			GROMMET, Insulator

<b>JEEP GRAND CHEROKEE (WJ)</b>				
SERIES	LINE	BODY	ENGINE	TRANSMISSION
H = Laredo	J = 4WD	74 = 4 Door	ERH = 4.0L, Power Tech I-6	DGK = 4 Speed Auto, 42RE
M = Sport	T = 2WD		EVA = 4.7L Power Tech V8	DGQ = 5 Speed Auto, 45RFE
P = Limited			EVC = 4.7L HO V8 MPI	DG0 = All Automatic Trans
S = Overland			ER0 = All 4.0L 6 Cyl Gas	
			EVO = All 4.7L Gas	

AR = Use as required - = Non illustrated part # = New this model year October 1, 2003

**Cylinder Block, 4.0 [ERH]  
Figure 4.0L-310**

ITEM	PART NUMBER	QTY	LINE	SERIES	BODY	ENGINE	TRANS	TRIM	DESCRIPTION
Note; Short Block Contains: Crank, Rods, Pistons, Rings, Cam Bearings, Timing Chain, Sprockets									
Sales Codes									
[ER0]= All 4.0L Gas Engines									
-1	5017 432AB	1				ER0			GASKET PACKAGE, Engine Lower BLOCK, Short, See Notes
2									Up to 6-30-03
	5013 161AC	1				ER0			After 6-30-03
	#5013 161AD	1				ER0			BEARING PACKAGE, Camshaft, Standard Size
3									Up to 6-30-03
	4636 985AB	1				ER0			After 6-30-03
	4636 985AC	1				ER0			STUD, .500-13/.375-16x3.97
4	6035 207	14				ER0			PLUG, Cylinder Block Oil Hole
5	6034 166	3				ER0			PLUG, Camshaft
6	J317 2313	1				ER0			DOWEL, Transmission
7	J400 5148	2				ER0			PLUG, Cylinder Block Oil Hole
8	J310 5394	6				ER0			NUT, Hex Flange Lock, .375-16
9	0152 474	14				ER0			PLUG, Cylinder Block, Rubber Type
-10	5302 0465	1				ER0			BRACE, Main Bearing Cap
11	5302 0566	1				ER0			DOWEL, .312 x .500
12	0141 215	2				ER0			HEATER PACKAGE, Engine Block
13	8220 1506	1				ER0			



**JEEP GRAND CHEROKEE (WJ)**

SERIES	LINE	BODY	ENGINE	TRANSMISSION
H = Laredo	J = 4WD	74 = 4 Door	ERH = 4.0L, Power Tech I-6	DGK = 4 Speed Auto, 42RE
M = Sport	T = 2WD		EVA = 4.7L Power Tech V8	DGQ = 5 Speed Auto, 45RFE
P = Limited			EVC = 4.7L HO V8 MPI	DG0 = All Automatic Trans
S = Overland			ER0 = All 4.0L 6 Cyl Gas	
			EVO = All 4.7L Gas	

AR = Use as required - = Non illustrated part # = New this model year

October 1, 2003

**Crankshaft, Piston and Torque Converter, 4.0 [ERH]  
Figure 4.0L-410**

ITEM	PART NUMBER	QTY	LINE	SERIES	BODY	ENGINE	TRANS	TRIM	DESCRIPTION
------	-------------	-----	------	--------	------	--------	-------	------	-------------

Note; Sales Codes  
[DG0]= All Automatic Transmissions  
[ER0]= All 4.0L Gas Engines

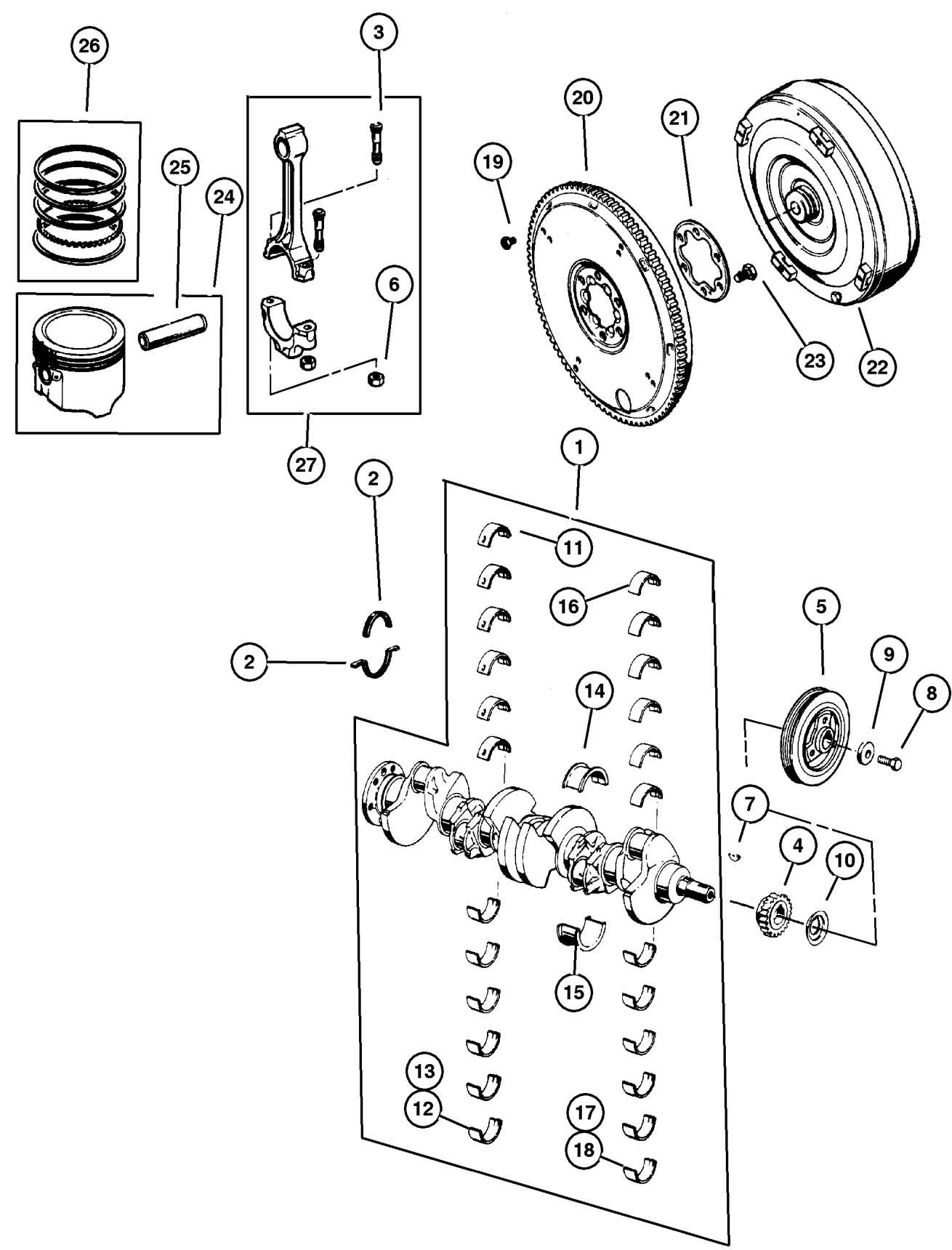
1									CRANKSHAFT
	#4864 726AC	1				ER0	DG0		Up to 6-30-03
	#4864 726AD	1				ER0	DG0		After to 6-30-03
2	5018 594AA	1				ER0			SEAL PACKAGE, Crankshaft
3	5302 0123	12				ER0			BOLT, Connecting Rod
4	5302 0443	1				ER0			GEAR, Crankshaft
5	33002 920AB	1				ER0			DAMPER, Crankshaft
6	J400 6385	12				ER0			NUT, Hex Flange, .3437-24
7	6034 749	1				ER0			KEY, Crankshaft Sprocket
8	0182 776	1				ER0			BOLT
9	J323 0155	1				ER0			WASHER, Plain
10									SLINGER, Oil, (NOT REQUIRED)
11									BEARING PACKAGE, Crankshaft, Standard
	8350 7079	6				ER0			Up to 6-30-03
	83507 079AB	6				ER0			After 6-30-03
12									BEARING PACKAGE, Crankshaft, .001 Undersize
	8350 7080	AR				ER0			Up to 6-30-03
	83507 080AB	AR				ER0			After 6-30-03
13									BEARING PACKAGE, Crankshaft, .002" U/S
	8350 7081	AR				ER0			Up to 6-30-03
	#83507 081AB	AR				ER0			After 6-30-03
14									BEARING PACKAGE, Crankshaft Thrust, Standard Size
	8350 7084	AR				ER0			Up to 6-30-03
	83507 084AB	1				ER0			After 6-30-03
15									BEARING PACKAGE, Crankshaft Thrust, .001" Undersize
	8350 7086	AR				ER0			Up to 6-30-03
	#83507 086AB	AR				ER0			After 6-30-03
16									BEARING KIT, Connecting Rod, Standard
	83500 300AB	6				ER0			Up to 6-30-03
	83500 300AC	12				ER0			After 6-30-03
17									BEARING KIT, Connecting Rod, .001 Undersize

**JEEP GRAND CHEROKEE (WJ)**

SERIES	LINE	BODY	ENGINE	TRANSMISSION
H = Laredo	J = 4WD	74 = 4 Door	ERH = 4.0L, Power Tech I-6	DGK = 4 Speed Auto, 42RE
M = Sport	T = 2WD		EVA = 4.7L Power Tech V8	DGQ = 5 Speed Auto, 45RFE
P = Limited			EVC = 4.7L HO V8 MPI	DG0 = All Automatic Trans
S = Overland			ER0 = All 4.0L 6 Cyl Gas	
			EVO = All 4.7L Gas	

AR = Use as required - = Non illustrated part # = New this model year

October 1, 2003



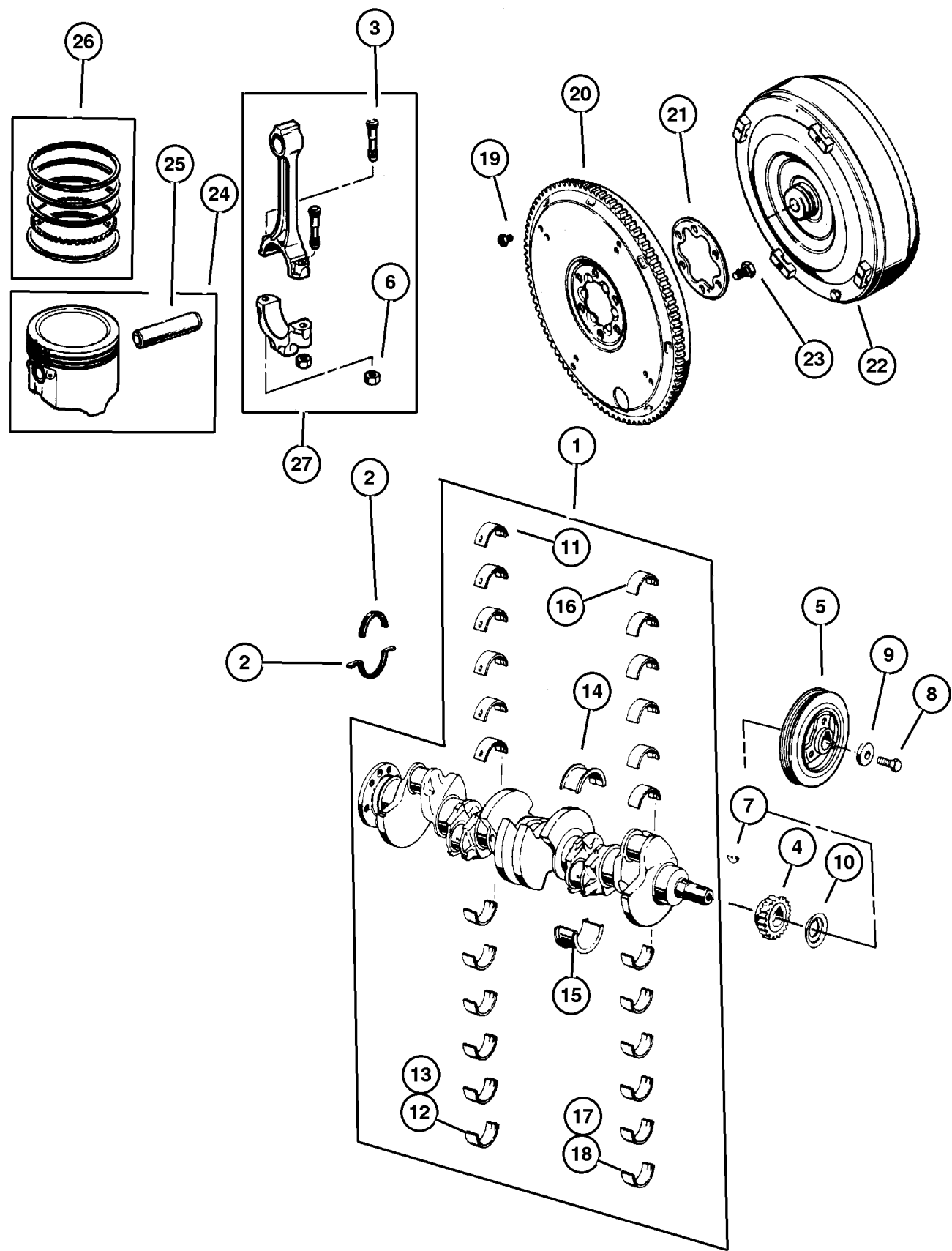
**Crankshaft, Piston and Torque Converter, 4.0 [ERH]  
Figure 4.0L-410**

ITEM	PART NUMBER	QTY	LINE	SERIES	BODY	ENGINE	TRANS	TRIM	DESCRIPTION
	83501 397AB	AR				ER0			Up tp 6-30-03
	83501 397AC	AR				ER0			After 6-30-03
18									BEARING PACKAGE, Connecting Rod, .010 Undersize
	83500 301AB	AR				ER0			Up tp 6-30-03
	83500 301AC	AR				ER0			After 6-30-03
19	1949 765	4					DG0		SCREW, Hex Head Header Point, .312-24x.44
20	5211 8257	1				ER0	DG0		PLATE, Drive Plate
21	J321 4094	1				ER0	DG0		PLATE, Drive Plate Backing
22	#4736 596AB	1				ER0	DG0		CONVERTER PACKAGE, Torque
23	J315 1407	6				ER0	DG0		BOLT, Hex Head, .50-20x.56
24									PISTON PIN AND ROD
	4798 329AC	6				ER0			B Size, 3.872
	4798 330AC	6				ER0			C Size, 3.8746
	4798 331AC	6				ER0			D Size, 3.8750
	4798 332AC	6				ER0			E Size, 3.8754
	4798 333AC	6				ER0			F Size, 3.8758
25									PIN, Piston, Serviced in Piston, (NOT SERVICED) (Not Serviced)
26	4798 878	1				ER0			RING PACKAGE, Piston, Standard Size Complete Engine
27									ROD, Connecting, Serviced in Piston, (NOT SERVICED) (Not Serviced)

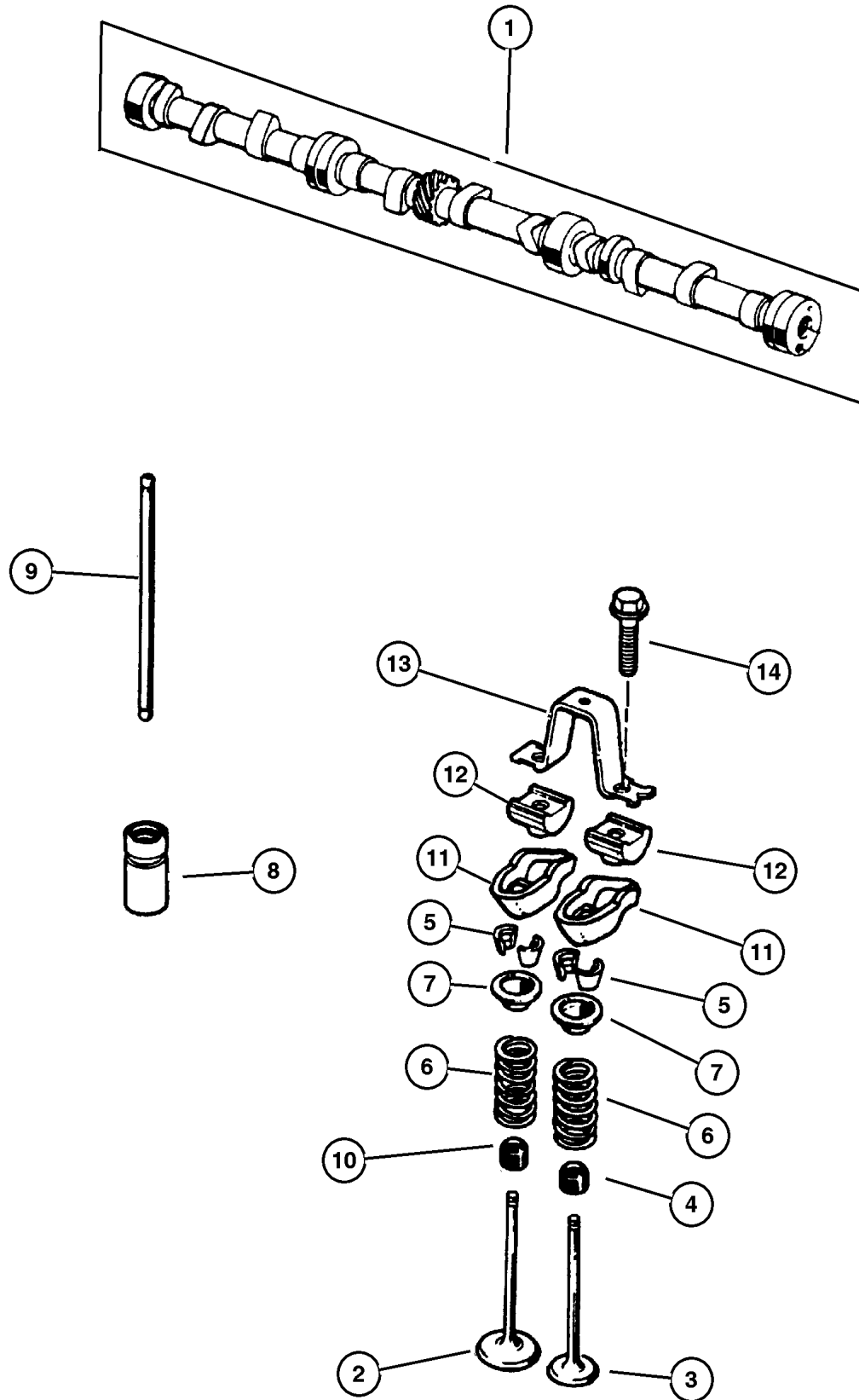
**JEEP GRAND CHEROKEE (WJ)**

SERIES	LINE	BODY	ENGINE	TRANSMISSION
H = Laredo	J = 4WD	74 = 4 Door	ERH = 4.0L, Power Tech I-6	DGK = 4 Speed Auto, 42RE
M = Sport	T = 2WD		EVA = 4.7L Power Tech V8	DGQ = 5 Speed Auto, 45RFE
P = Limited			EVC = 4.7L HO V8 MPI	DG0 = All Automatic Trans
S = Overland			ER0 = All 4.0L 6 Cyl Gas	
			EVO = All 4.7L Gas	

AR = Use as required - = Non illustrated part # = New this model year October 1, 2003



Camshaft and Valves, 4.0 [ERH]  
Figure 4.0L-510



ITEM	PART NUMBER	QTY	LINE	SERIES	BODY	ENGINE	TRANS	TRIM	DESCRIPTION
Note; Sales Codes									
[ER0]= All 4.0L Gas Engines									
1	53010 448AA	1				ER0			CAMSHAFT
2	53010 512AA	6				ER0			VALVE, Intake, Standard
3	53010 513AA	6				ER0			VALVE, Exhaust, Standard
4	5300 9887	6				ER0			SEAL, Valve Guide, Exhaust
5	53010 515AA	24				ER0			LOCK, Valve Spring Retainer
6	5301 0388	12				ER0			SPRING, Valve
7	53010 514AA	12				ER0			RETAINER, Valve Spring
8	53010 574AB	12				ER0			TAPPET, Valve
9	3300 2986	12				ER0			PUSH ROD, Valve
10	5300 9886	6				ER0			SEAL, Valve Guide, Intake
11	J324 2393	12				ER0			ROCKER ARM, Valve
12	J323 5090	12				ER0			PIVOT, Rocker Arm
13	J323 6513	6				ER0			BRIDGE, Rocker Arm
14	J942 5708	12				ER0			BOLT, Hex Flange Head, .312-18x1.25

JEEP GRAND CHEROKEE (WJ)

SERIES	LINE	BODY	ENGINE	TRANSMISSION
H = Laredo	J = 4WD	74 = 4 Door	ERH = 4.0L, Power Tech I-6	DGK = 4 Speed Auto, 42RE
M = Sport	T = 2WD		EVA = 4.7L Power Tech V8	DGQ = 5 Speed Auto, 45RFE
P = Limited			EVC = 4.7L HO V8 MPI	DG0 = All Automatic Trans
S = Overland			ER0 = All 4.0L 6 Cyl Gas	
			EVO = All 4.7L Gas	

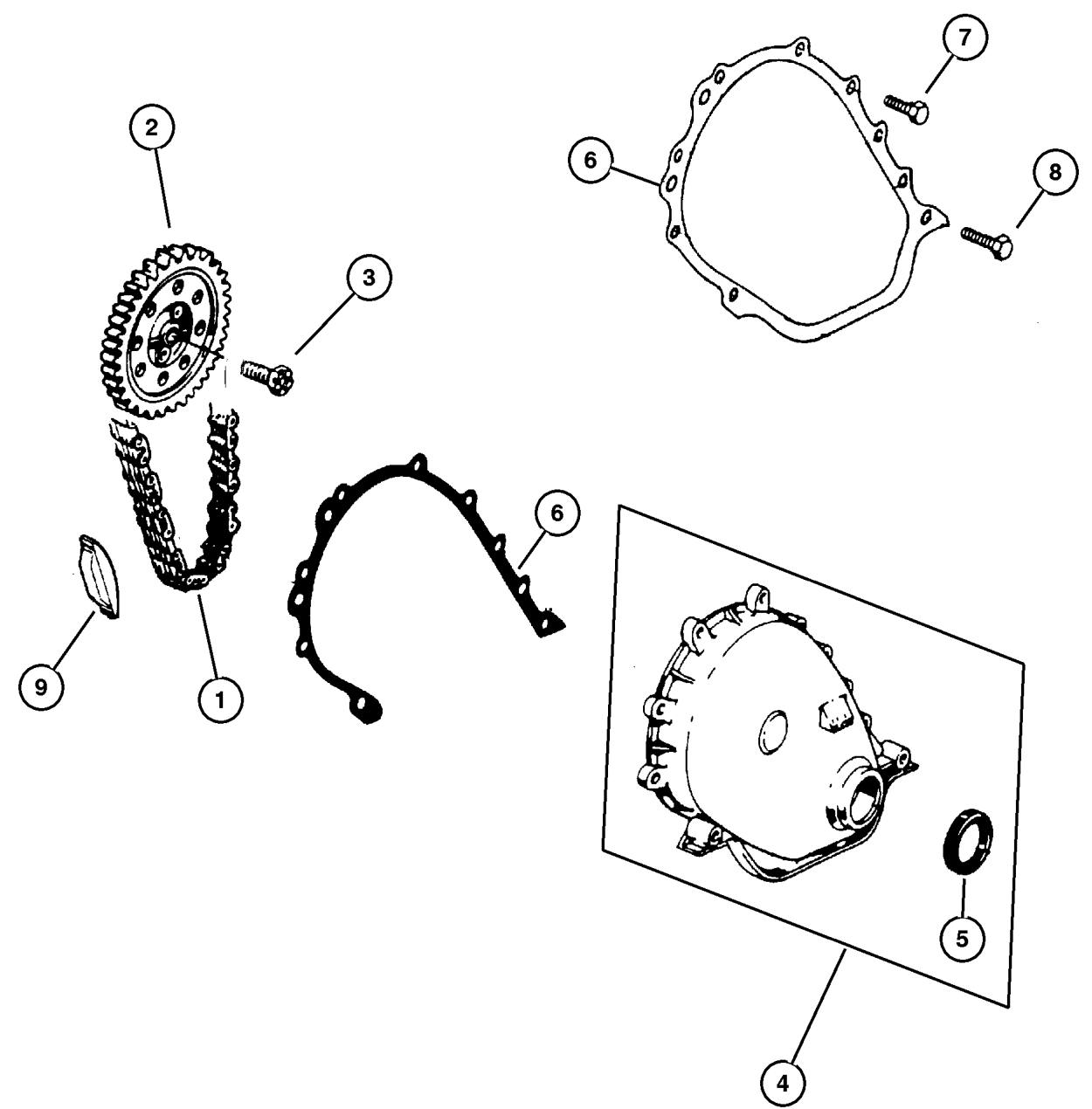
AR = Use as required - = Non illustrated part # = New this model year

October 1, 2003



**Timing Belt and Cover, 4.0 [ERH]  
Figure 4.0L-610**

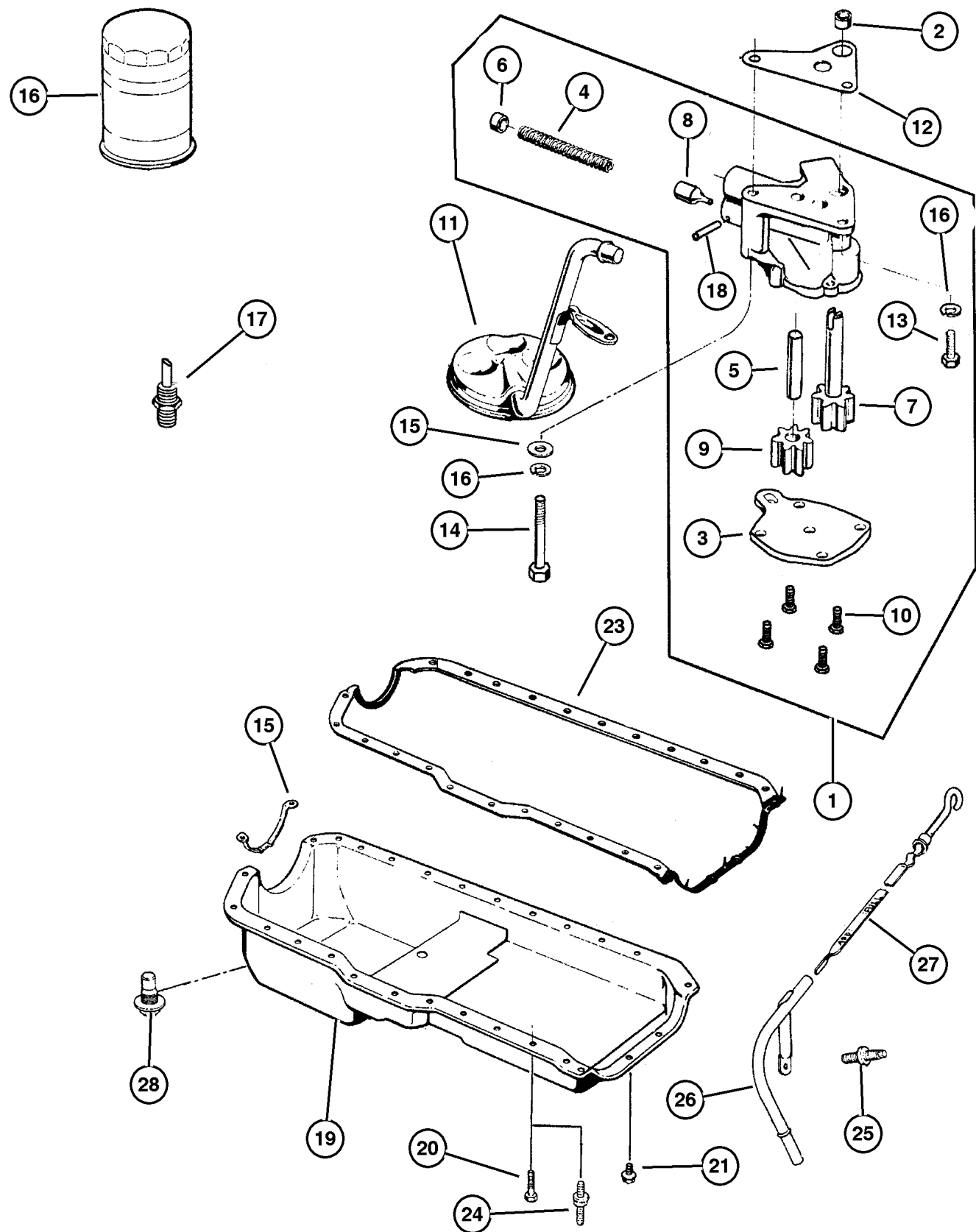
ITEM	PART NUMBER	QTY	LINE	SERIES	BODY	ENGINE	TRANS	TRIM	DESCRIPTION
Note; Sales Codes									
[ER0]= All 4.0L Gas Engines									
1	5302 0444	1				ER0			CHAIN, Timing
2	53010 557AA	1				ER0			SPROCKET, Camshaft
3	6024 030	1				ER0			SCREW AND WASHER, Hex
4	5301 0421	1				ER0			COVER, Timing Belt
5	3300 4681	1				ER0			SEAL, Front Main Crankshaft
6	5302 0487	1				ER0			GASKET, Front Cover
7	6035 893	5				ER0			BOLT, Hex
8									SCREW
	6035 894	2				ER0			.312-18x1.56
	6035 895	2				ER0			.250-20x1.240
9	3300 3446	1				ER0			SNUBBER, Timing Chain
-10	5301 0401	1				ER0			PLATE, Camshaft Thrust
-11	6035 975AA	2				ER0			SCREW, Pan Head



<b>JEEP GRAND CHEROKEE (WJ)</b>				
SERIES	LINE	BODY	ENGINE	TRANSMISSION
H = Laredo	J = 4WD	74 = 4 Door	ERH = 4.0L, Power Tech I-6	DGK = 4 Speed Auto, 42RE
M = Sport	T = 2WD		EVA = 4.7L Power Tech V8	DGQ = 5 Speed Auto, 45RFE
P = Limited			EVC = 4.7L HO V8 MPI	DG0 = All Automatic Trans
S = Overland			ER0 = All 4.0L 6 Cyl Gas	
			EVO = All 4.7l Gas	

AR = Use as required - = Non illustrated part # = New this model year October 1, 2003

**Engine Oiling, 4.0 [ERH]  
Figure 4.0L-710**



ITEM	PART NUMBER	QTY	LINE	SERIES	BODY	ENGINE	TRANS	TRIM	DESCRIPTION
Note; Sales Codes									
[ER0]= All 4.0L Gas Engines									
1	J324 1399	1				ER0			PUMP, Engine Oil
2	J400 5149	1				ER0			DOWEL, Oil Pump
3	J324 1733	1				ER0			COVER, Engine Oil Pump
4	J323 9668	1				ER0			SPRING, Oil Pressure Relief Valve
5	J317 1956	1				ER0			SHAFT, Oil Pump
6	J317 1958	1				ER0			RETAINER, Oil Release Valve
7	J317 2334	1				ER0			GEAR, Oil Pump
8	J318 8661	1				ER0			PLUNGER, Oil Pressure Relief Valve
9	J319 6843	1				ER0			GEAR, Oil Pump Driven
10	J941 6852	4				ER0			SCREW, Hex Flange Head, .25-20x.50
11	3300 2696	1				ER0			TUBE, Oil Pump Inlet
12	J317 2332	1				ER0			GASKET, Oil Pump
13	6022 235	1				ER0			BOLT AND WASHER, Hex Head, .312-18x1.00
14	0154 593	1				ER0			SCREW, Hex Head Coned, .312-18x2.625
15	53010 511AA	1				ER0			SUPPORT, Engine Oil Pan
16	5281 090	1				ER0			FILTER, Engine Oil
17	5300 7563	1				ER0			CONNECTOR, Oil Filter
18	J027 1448	1				ER0			PIN, Roll, 5/32" x 1.00"
19	5301 0340	1				ER0			PAN, Engine Oil
20	6034 732	14				ER0			SCREW AND WASHER, Hex Head, .25-20x.545
21	6036 407AA	3				ER0			SCREW, Hex Head Coned, .312-18x.875
-22	6034 733	1				ER0			STUD, .312-18/.250-20x1.680
23	53007 568AC	1				ER0			GASKET, Oil Pan
24	6034 734	10				ER0			BOLT, Double Stud Hex, .250-20x1.437 & .250-20 x.700
25	6035 664	1				ER0			STUD, .312-18x1.560
26	5302 0782	1				ER0			TUBE, Oil Filler
27	5301 0445	1				ER0			INDICATOR, Engine Oil Level
28	6035 417	1				ER0			PLUG, Oil Drain
-29	53010 615AA	1				ER0			DRIVE, OIL PUMP

**JEEP GRAND CHEROKEE (WJ)**

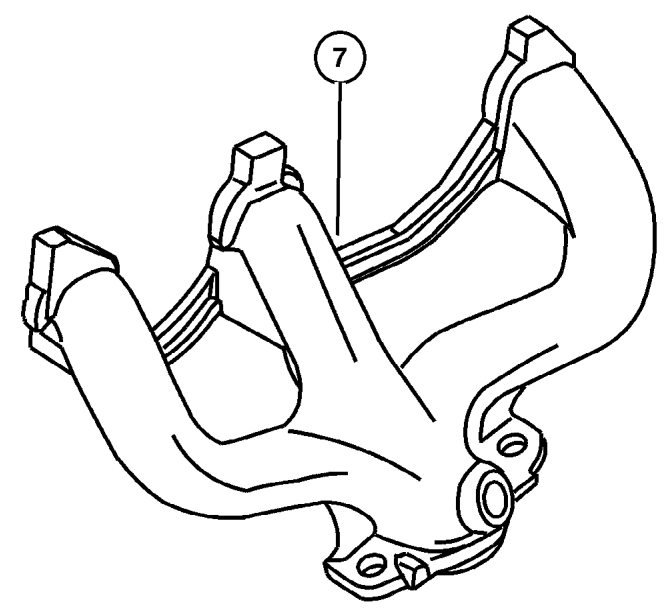
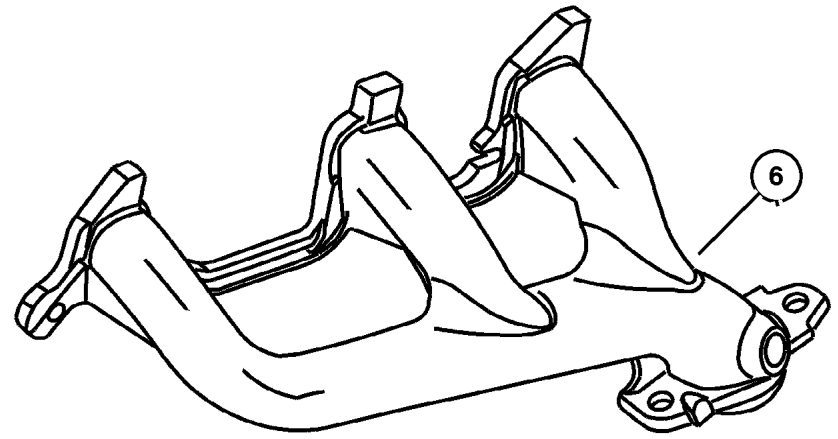
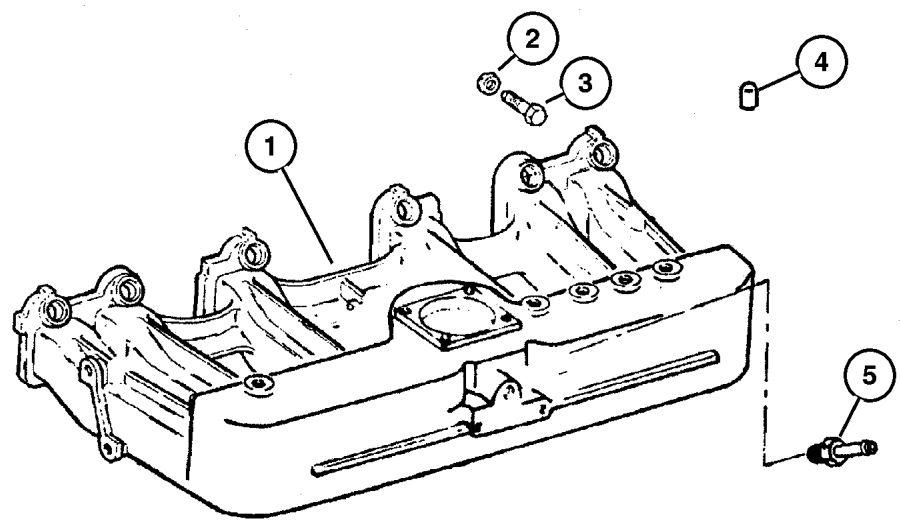
SERIES	LINE	BODY	ENGINE	TRANSMISSION
H = Laredo	J = 4WD	74 = 4 Door	ERH = 4.0L, Power Tech I-6	DGK = 4 Speed Auto, 42RE
M = Sport	T = 2WD		EVA = 4.7L Power Tech V8	DGQ = 5 Speed Auto, 45RFE
P = Limited			EVC = 4.7L HO V8 MPI	DG0 = All Automatic Trans
S = Overland			ER0 = All 4.0L 6 Cyl Gas	
			EVO = All 4.7L Gas	

AR = Use as required - = Non illustrated part # = New this model year

October 1, 2003

**Manifold, Intake and Exhaust, 4.0 (ERH)  
Figure 4.0L-810**

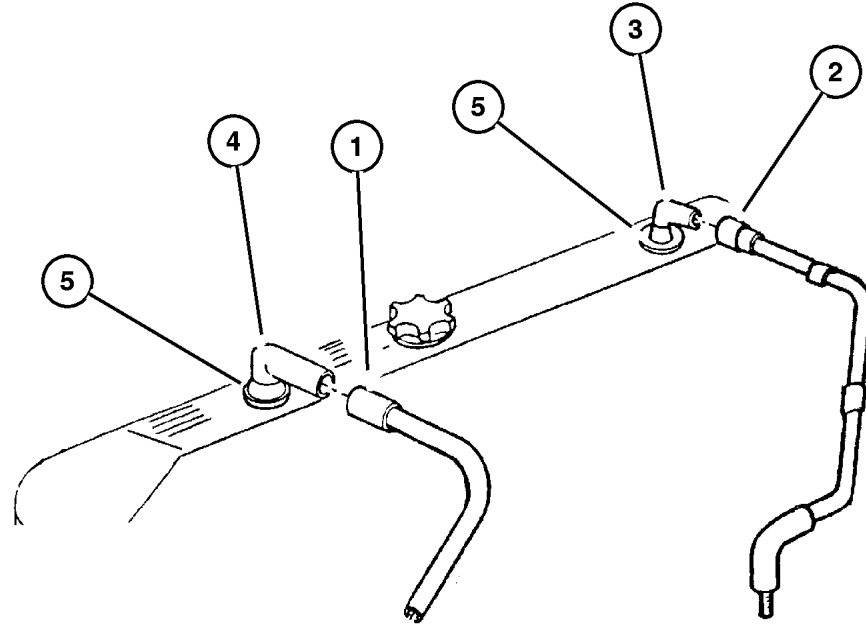
ITEM	PART NUMBER	QTY	LINE	SERIES	BODY	ENGINE	TRANS	TRIM	DESCRIPTION
NOTE: ER0=All 4.0L Engines									
1	#4854 197AB	1				ER0			MANIFOLD, Intake
2	6036 171AA	2				ER0			NUT AND WASHER
3	6036 045AA	8				ER0			BOLT AND RETAINER, Hex Head
4	3580 172	1							CAP, Vacuum
5	4854 194	1				ER0			FITTING, Vacuum
6	5301 0196	1				ER0			MANIFOLD, Exhaust, Exhaust Front Machining
7	5301 0199	1				ER0			MANIFOLD, Exhaust, Exhaust Rear Machining
-8	4854 038	1				ER0			GASKET, Intake/Exhaust Manifold
-9	6036 193AA	2				ER0			STUD, .375-16/.375-24x1.75
-10	6506 546AA	2				ER0			NUT, Exhaust Manifold



<b>JEEP GRAND CHEROKEE (WJ)</b>				
SERIES	LINE	BODY	ENGINE	TRANSMISSION
H = Laredo	J = 4WD	74 = 4 Door	ERH = 4.0L, Power Tech I-6	DGK = 4 Speed Auto, 42RE
M = Sport	T = 2WD		EVA = 4.7L Power Tech V8	DGQ = 5 Speed Auto, 45RFE
P = Limited			EVC = 4.7L HO V8 MPI	DG0 = All Automatic Trans
S = Overland			ER0 = All 4.0L 6 Cyl Gas	
			EVO = All 4.7L Gas	

AR = Use as required - = Non illustrated part # = New this model year October 1, 2003

**Crankcase Ventilation, 4.0 [ERH]  
Figure 4.0L-910**



ITEM	PART NUMBER	QTY	LINE	SERIES	BODY	ENGINE	TRANS	TRIM	DESCRIPTION
------	-------------	-----	------	--------	------	--------	-------	------	-------------

Note; Sales Codes

[ER0]= All 4.0L Gas Engines

1	4854 119	1				ER0			TUBE, Crankcase Vent To Air Cleaner
2	4854 265	1				ER0			TUBE, Crankcase Vent To Intake Manifold
3	53013 360AA	1				ER0			TUBE, Crankcase Vent To Air Cleaner
4	5303 0497	1				ER0			FITTING, Crankcase Vent Tube
5	2946 079	2				ER0			GROMMET, Crankcase Vent

**JEEP GRAND CHEROKEE (WJ)**

SERIES	LINE	BODY	ENGINE	TRANSMISSION
H = Laredo	J = 4WD	74 = 4 Door	ERH = 4.0L, Power Tech I-6	DGK = 4 Speed Auto, 42RE
M = Sport	T = 2WD		EVA = 4.7L Power Tech V8	DGQ = 5 Speed Auto, 45RFE
P = Limited			EVC = 4.7L HO V8 MPI	DG0 = All Automatic Trans
S = Overland			ER0 = All 4.0L 6 Cyl Gas	
			EVO = All 4.7l Gas	

AR = Use as required - = Non illustrated part # = New this model year

October 1, 2003

# Group – 4.7L

## Engine 4.7L Eight Cylinder

### GROUP 4.7L - Engine 4.7L Eight Cylinder

Illustration Title

Group-Fig. No.

#### Cylinder Head

Cylinder Head, 4.7 [EVA, EVC] ..... Fig. 4.7L-210

#### Cylinder Block

Cylinder Block, 4.7 [EVA, EVC] ..... Fig. 4.7L-310

#### Crankshaft, Pistons and Torque Converter

Crankshaft, Piston and Torque Converter, 4.7 [EVA, EVC] ..... Fig. 4.7L-410

#### Camshafts and Valves

Camshaft and Valves, 4.7 [EVA, EVC] ..... Fig. 4.7L-510

#### Timing Belt and Cover

Timing Cover, 4.7L [EVA, EVC] ..... Fig. 4.7L-610

Timing Chain and Guides, 4.7 [EVA, EVC] ..... Fig. 4.7L-620

#### Engine Oiling

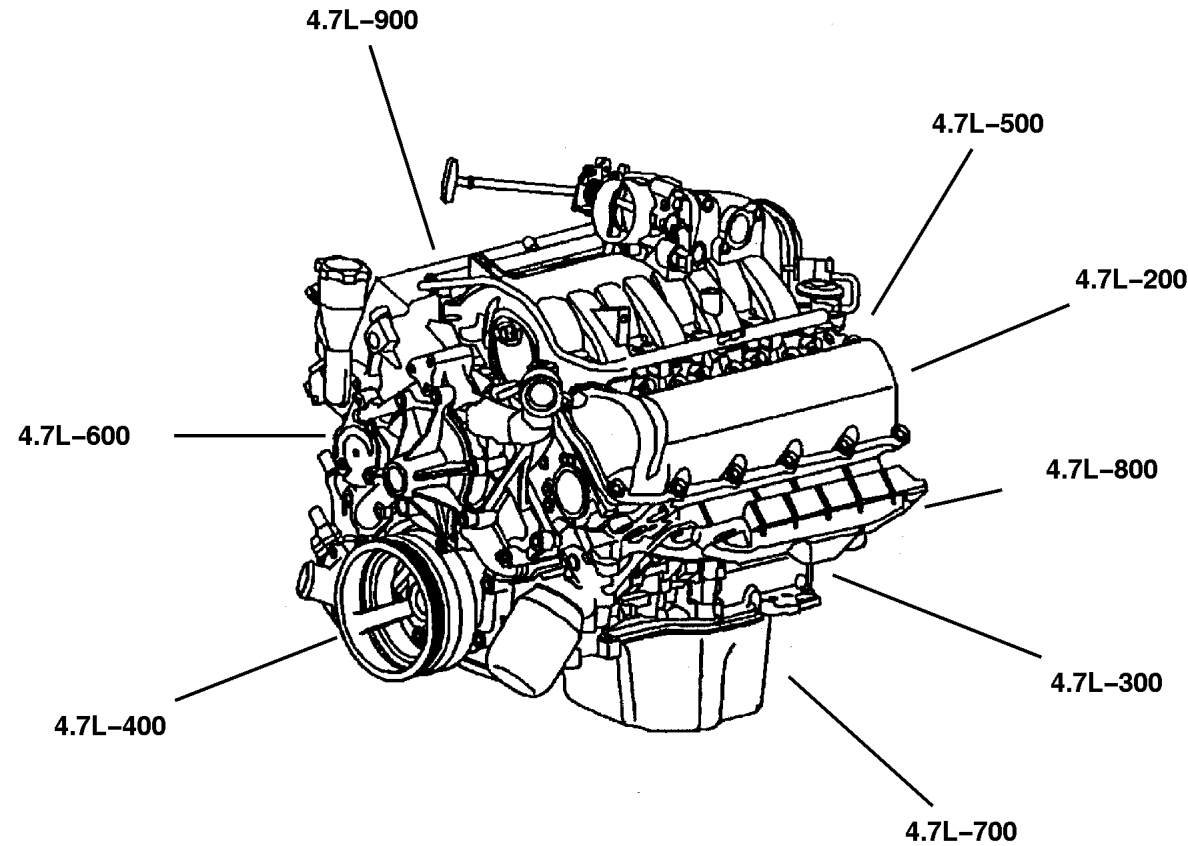
Engine Oiling, 4.7 [EVA, EVC] ..... Fig. 4.7L-710

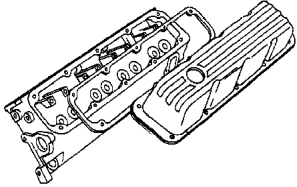
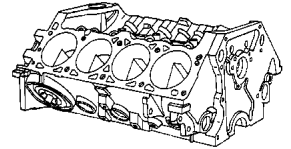

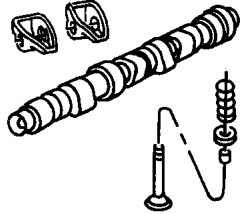
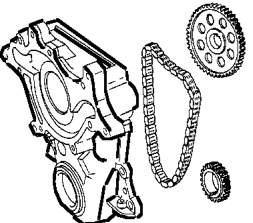
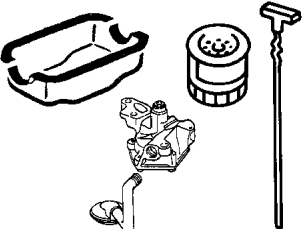
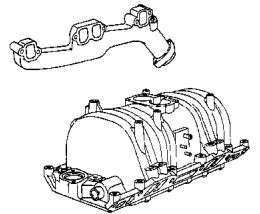
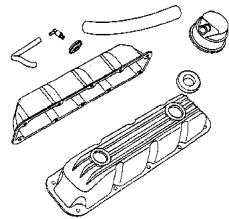
#### Manifolds

Manifold, Intake and Exhaust, 4.7 [EVA, EVC] ..... Fig. 4.7L-810

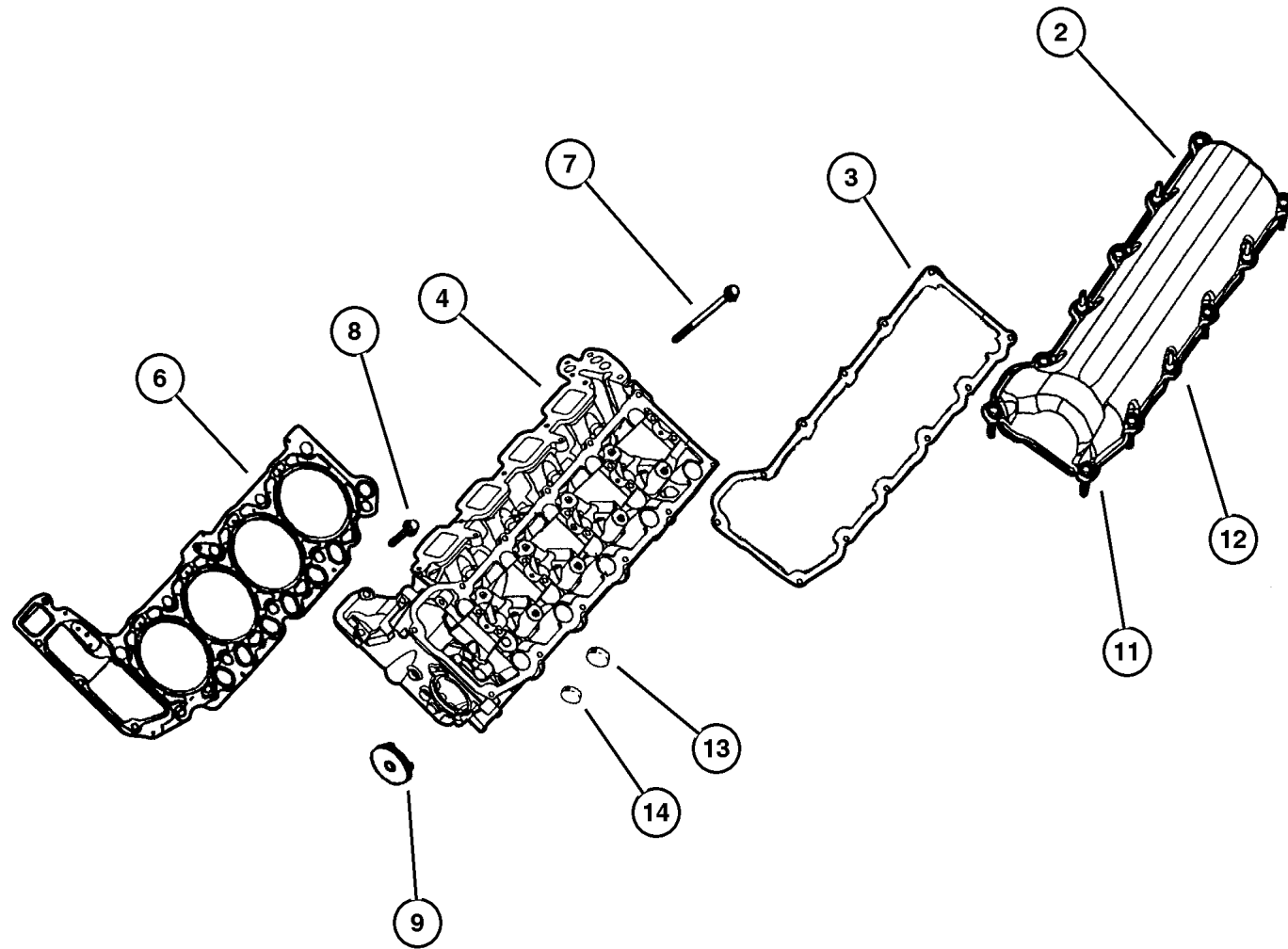
#### Crankcase Ventilation

Crankcase Ventilation, 4.7 [EVA, EVC] ..... Fig. 4.7L-910



<p><b>4.7L-200</b> Cylinder Head</p> 	<p><b>4.7L-300</b> Cylinder Block</p> 	<p><b>4.7L-400</b> Crankshaft, Pistons and Torque Converter</p> 	<p><b>4.7L-500</b> Camshafts and Valves</p> 
<p><b>4.7L-600</b> Timing Belt and Cover</p> 	<p><b>4.7L-700</b> Engine Oiling</p> 	<p><b>4.7L-800</b> Manifolds</p> 	<p><b>4.7L-900</b> Crankcase Ventilation</p> 

**Cylinder Head, 4.7 [EVA, EVC]  
Figure 4.7L-210**



ITEM	PART NUMBER	QTY	LINE	SERIES	BODY	ENGINE	TRANS	TRIM	DESCRIPTION
NOTES: Upper Gasket Package Contains: Cylinder Head and Cylinder Head Cover Gaskets, Intake and Exhaust Manifold Gaskets, Throttle Body Gasket, Valve Guide Seals, Access Hole O-Ring, Oil Fill Housing Gasket and Crankcase Vent Valve O-Rings									
Sales Codes									
[EVA]= 4.7L Power Tech V-8									
[EVC]= 4.7L Power Tech High Output V-8									
[EV0]= All 4.7L Gas Engines									
-1									GASKET PACKAGE, Engine Upper, See Notes
	5135 794AA	1				EVA	DG0		
2		1				EVC	DG0		COVER, Cylinder Head
	53020 874AE	1				EV0			Right
	53020 657AD	1				EV0			Left
3									GASKET, Valve Cover
	5302 0878	1				EV0			Right
	5302 0877	1				EV0			Left
4									HEAD, Cylinder, Left
	53020 797AB	1				EVA			
	53021 453AA	1				EVC			
-5									HEAD, Cylinder, Right
	53020 798AB	1				EVA			
	53021 454AA	1				EVC			
6	53020 673AC	2				EV0			GASKET, Cylinder Head
7									SCREW AND WASHER, Hex Head
	6505 528AA	20				EVA			
		20				EVC			
8	6506 785AA	8				EV0			SCREW AND WASHER, Hex Head
9	5302 1031	1				EV0			PLUG, Access Hole
-10	5302 1032	1				EV0			O RING
11									SCREW, Serviced in Cylinder Head Cover, (NOT SERVICED) (Not Serviced)
12									STUD, Serviced in Cylinder Head Cover, (NOT SERVICED) (Not Serviced)
13									PLUG, Core, 1.25 Diameter
	4556 020	2				EVA			
		2				EVC			
14									PLUG, Hex Socket, 3/8-18NPTx.475
	6034 331	2				EVA			
		2				EVC			
-15									PLUG, Oil Gallery

**JEEP GRAND CHEROKEE (WJ)**

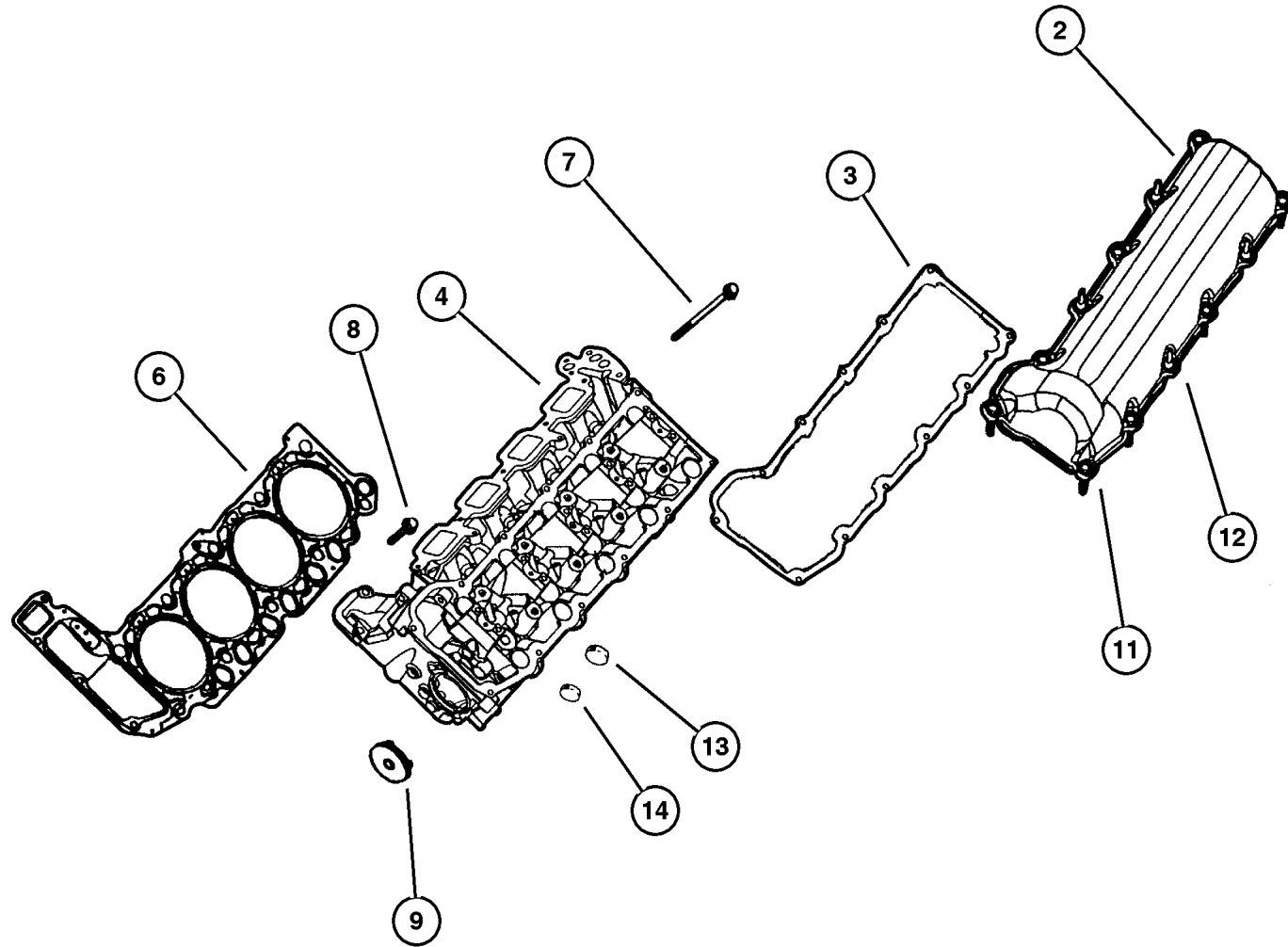
SERIES	LINE	BODY	ENGINE	TRANSMISSION
H = Laredo	J = 4WD	74 = 4 Door	ERH = 4.0L, Power Tech I-6	DGK = 4 Speed Auto, 42RE
M = Sport	T = 2WD		EVA = 4.7L Power Tech V8	DGQ = 5 Speed Auto, 45RFE
P = Limited			EVC = 4.7L HO V8 MPI	DG0 = All Automatic Trans
S = Overland			ER0 = All 4.0L 6 Cyl Gas	
			EV0 = All 4.7L Gas	

AR = Use as required - = Non illustrated part # = New this model year

October 1, 2003

**Cylinder Head, 4.7 [EVA, EVC]  
Figure 4.7L-210**

ITEM	PART NUMBER	QTY	LINE	SERIES	BODY	ENGINE	TRANS	TRIM	DESCRIPTION
	6036 307AA	1				EVA			
		1				EVC			

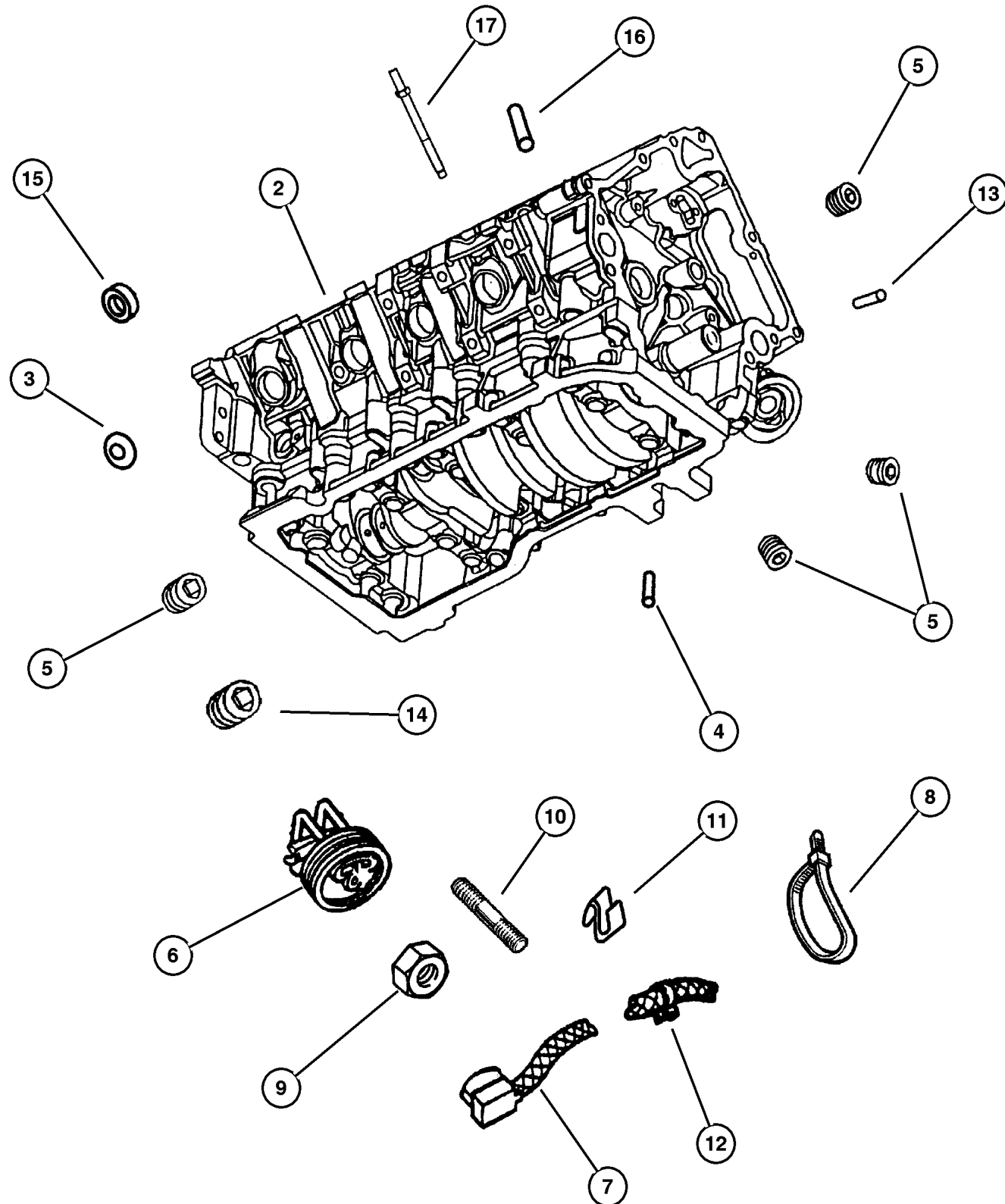


<b>JEEP GRAND CHEROKEE (WJ)</b>				
SERIES	LINE	BODY	ENGINE	TRANSMISSION
H = Laredo	J = 4WD	74 = 4 Door	ERH = 4.0L, Power Tech I-6	DGK = 4 Speed Auto, 42RE
M = Sport	T = 2WD		EVA = 4.7L Power Tech V8	DGQ = 5 Speed Auto, 45RFE
P = Limited			EVC = 4.7L HO V8 MPI	DG0 = All Automatic Trans
S = Overland			ER0 = All 4.0L 6 Cyl Gas	
			EVO = All 4.7l Gas	

AR = Use as required - = Non illustrated part # = New this model year

October 1, 2003

**Cylinder Block, 4.7 [EVA, EVC]  
Figure 4.7L-310**



ITEM	PART NUMBER	QTY	LINE	SERIES	BODY	ENGINE	TRANS	TRIM	DESCRIPTION
NOTES: Lower Gasket Package contains: Front and Rear Crankshaft Seals, Oil Pick Up Tube Seal; Oil Pan, Chain Case and Water Pump Gaskets; and Oil Tube O-Rings									
Sales Codes									
[EVA]= 4.7L Power Tech V-8									
[EVC]= 4.7L Power Tech High Output V-8									
[EV0]= All 4.7L Gas Engines									
-1									GASKET PACKAGE, Engine Lower, See Notes
	5135 796AA	1				EVA	DG0		
		1				EVC	DG0		
2	#5102 736AA	1				EVA			BLOCK, Short
	#5102 737AA	1				EVC			
3	6034 804	10				EV0			PLUG, Core, 1.39 Diameter
4	6505 457AA	3				EV0			PIN
5	6036 114AA	4				EV0			PLUG, Pipe, Block To Bedplate
6	8220 3640	1				EV0			HEATER PACKAGE, Engine Block
7	5602 7117	1				EV0			CORD, Engine Block Heater
8	5600 8876	1				EV0			STRAP, Tie
9									NUT, Hex Flange Lock, .375-16, (NOT SERVICED) (Not Serviced)
10									SCREW, [.375-16x.625], (NOT SERVICED) (Not Serviced)
11									CLIP, (NOT SERVICED) (Not Serviced)
12									CLIP, (NOT SERVICED) (Not Serviced)
13	53010 533AA	2				EV0			DOWEL, Block To Front Cover
14	6034 366	2				EV0			SCREW
15	4556 019	1				EV0			PLUG, Cylinder Block Oil Hole
16	5240 849	4				EV0			DOWEL, Block To Clutch Housing
17	6505 274AA	2				EV0			STUD
-18	1122 532	2				EV0			DOWEL, Block To Clutch Housing, Block To Transmission

**JEEP GRAND CHEROKEE (WJ)**

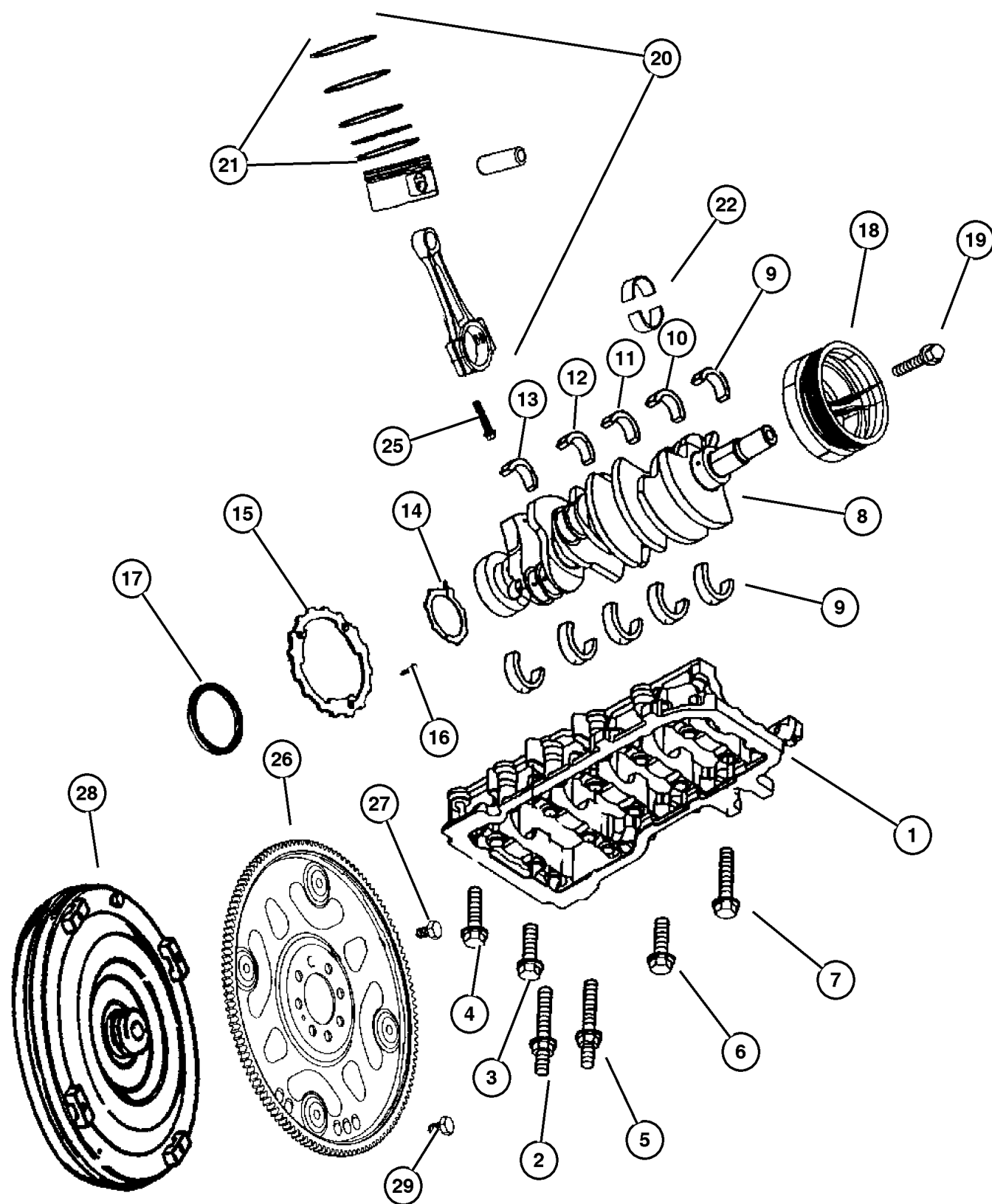
SERIES	LINE	BODY	ENGINE	TRANSMISSION
H = Laredo	J = 4WD	74 = 4 Door	ERH = 4.0L, Power Tech I-6	DGK = 4 Speed Auto, 42RE
M = Sport	T = 2WD		EVA = 4.7L Power Tech V8	DGQ = 5 Speed Auto, 45RFE
P = Limited			EVC = 4.7L HO V8 MPI	DG0 = All Automatic Trans
S = Overland			ER0 = All 4.0L 6 Cyl Gas	
			EV0 = All 4.7L Gas	

AR = Use as required - = Non illustrated part # = New this model year

October 1, 2003



**Crankshaft, Piston and Torque Converter, 4.7 [EVA, EVC]  
Figure 4.7L-410**



ITEM	PART NUMBER	QTY	LINE	SERIES	BODY	ENGINE	TRANS	TRIM	DESCRIPTION
Note; Sales Codes									
[DGQ]= 5 Speed Automatic Transmission 5-45RFE									
[DG0]= All Automatic Transmissions									
[EVA]= 4.7L Power Tech V-8									
[EVC]= 4.7L Power Tech High Output V-8									
[EV0]= All 4.7L Gas Engines									
1									BEDPLATE, Serviced in Short Block, (NOT SERVICED) (Not Serviced)
2	6506 187AA	2				EV0			STUD
3	6102 047AA	6				EV0			SCREW, Hex Head, M8x1.25x50
4	6504 411	7				EV0			SCREW
5	6506 186AA	1				EV0			STUD
6	6504 410	5				EV0			SCREW, Hex Head
7	6505 394AA	7				EV0			SCREW AND WASHER
8									CRANKSHAFT
	53020 939AB	1				EVA	DG0		
	53021 407AA	1				EVC	DG0		
9	5014 183AB	5				EVA			BEARING PACKAGE, Crankshaft, A Grade
10	5013 586AC	5				EVA			BEARING PACKAGE, Crankshaft, B Grade
11	5014 186AB	5				EV0			BEARING PACKAGE, Crankshaft, C Grade
12	5013 587AA	5				EV0			BEARING PACKAGE, Crankshaft, .025mm Undersize
13	5013 588AA	5				EV0			BEARING PACKAGE, Crankshaft, .25mm Undersize
14	5012 356AB	1				EV0			WASHER PACKAGE, Washer
15									TONE RING, Sensor, Serviced in Crankshaft, (NOT SERVICED) (Not Serviced)
16									SCREW, M6x1x25
	6504 480	3				EVA	DG0		
17	5302 0788	1				EV0			SEAL, Crankshaft Bearing Oil
18									DAMPER, Crankshaft
	53020 689AB	1				EVA			
	53021 410AA	1				EVC			
19	6504 415	1				EV0			SCREW AND WASHER
20									PISTON PIN AND ROD, STD
	5012 362AC	8				EVA			

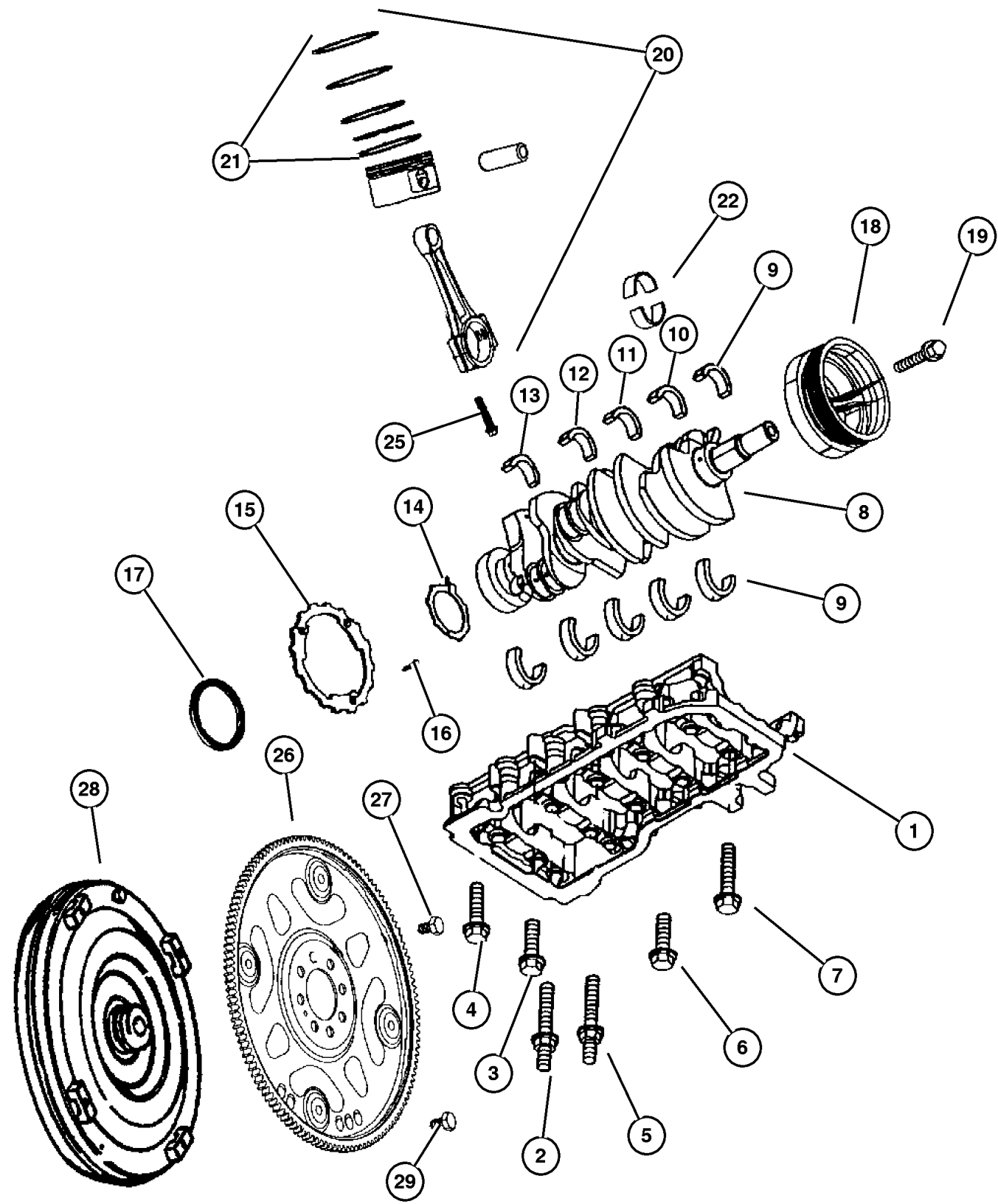
**JEEP GRAND CHEROKEE (WJ)**

<b>SERIES</b>	<b>LINE</b>	<b>BODY</b>	<b>ENGINE</b>	<b>TRANSMISSION</b>
H = Laredo	J = 4WD	74 = 4 Door	ERH = 4.0L, Power Tech I-6	DGK = 4 Speed Auto, 42RE
M = Sport	T = 2WD		EVA = 4.7L Power Tech V8	DGQ = 5 Speed Auto, 45RFE
P = Limited			EVC = 4.7L HO V8 MPI	DG0 = All Automatic Trans
S = Overland			ER0 = All 4.0L 6 Cyl Gas	
			EV0 = All 4.7L Gas	

AR = Use as required - = Non illustrated part # = New this model year

October 1, 2003

**Crankshaft, Piston and Torque Converter, 4.7 [EVA, EVC]  
Figure 4.7L-410**



ITEM	PART NUMBER	QTY	LINE	SERIES	BODY	ENGINE	TRANS	TRIM	DESCRIPTION
	5018 018AA	8				EVC			
21									RING PACKAGE, Piston, Standard Size
	5012 364AC	8				EVA			
		8				EVC			
22									BEARING PACKAGE, Connecting Rod, Standard
	5012 363AB	8				EVA			
	5018 581AA	8				EVC			
-23	5018 584AA	8				EVC			BEARING PACKAGE, Connecting Rod, .025mm Undersize
-24	5018 585AA	8				EVC			BEARING PACKAGE, Connecting Rod, .25mm Undersize
25	6504 720	16				EVA			BOLT, Connecting Rod
26	5210 4048	1				EVO	DGQ		PLATE, Torque Converter Drive
27	6503 465	8				EVO	DG0		BOLT, Drive Plate and Flywheel
28									TORQUE CONVERTER
	4736 582	1	T				DGQ		
		1	J				DGQ		
29	1949 765	4					DG0		SCREW, Hex Head Header Point, .312-24x.44

**JEEP GRAND CHEROKEE (WJ)**  
 SERIES H = Laredo M = Sport P = Limited S = Overland  
 LINE J = 4WD T = 2WD

BODY  
74 = 4 Door

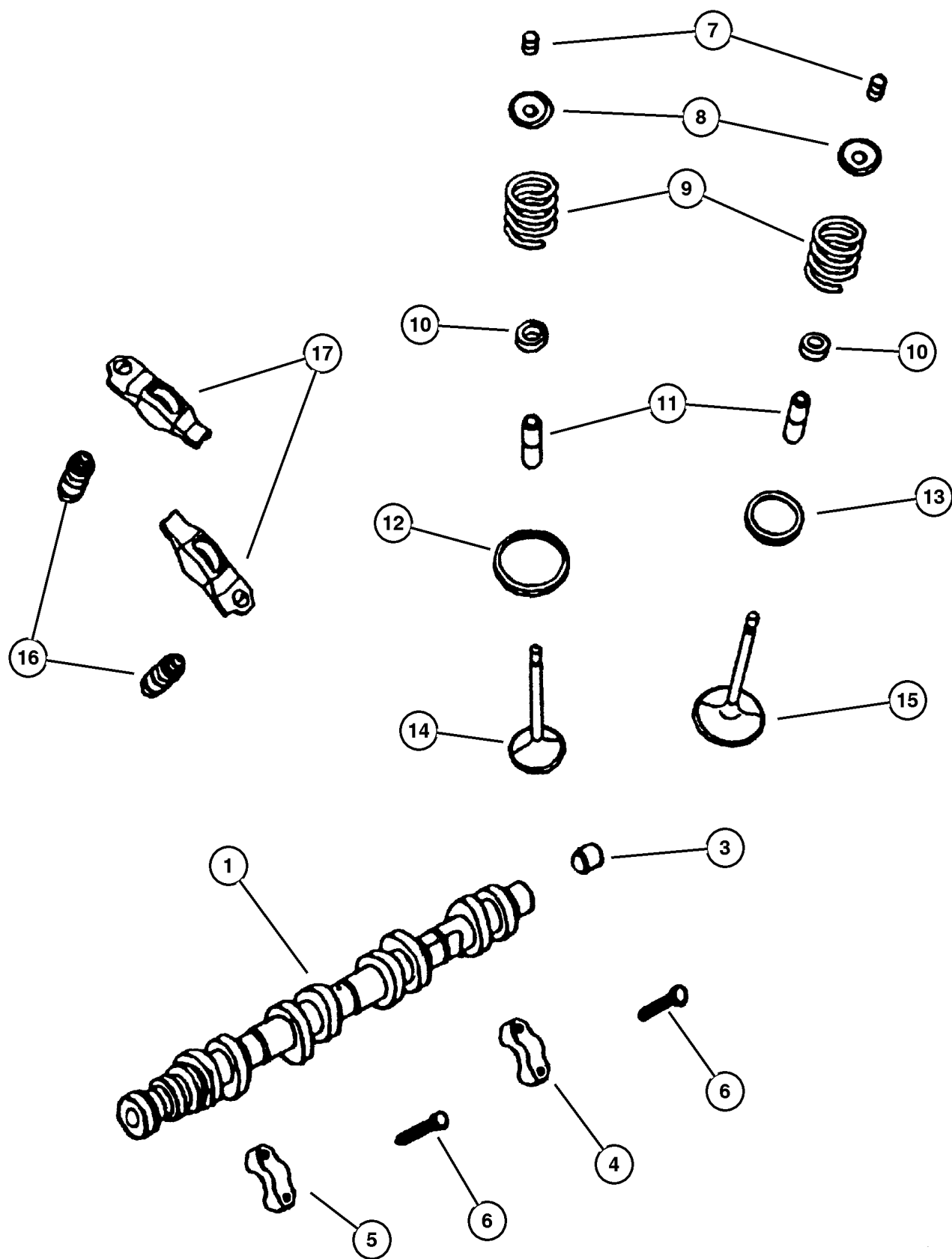
ENGINE  
 ERH = 4.0L, Power Tech I-6  
 EVA = 4.7L Power Tech V8  
 EVC = 4.7L HO V8 MPI  
 ER0 = All 4.0L 6 Cyl Gas  
 EVO = All 4.7L Gas

TRANSMISSION  
 DGK = 4 Speed Auto, 42RE  
 DGQ = 5 Speed Auto, 45RFE  
 DG0 = All Automatic Trans

AR = Use as required - = Non illustrated part # = New this model year

October 1, 2003

**Camshaft and Valves, 4.7 [EVA, EVC]  
Figure 4.7L-510**



ITEM	PART NUMBER	QTY	LINE	SERIES	BODY	ENGINE	TRANS	TRIM	DESCRIPTION
Note; Sales Codes [EVA]= 4.7L Power Tech V-8 [EVC]= 4.7L Power Tech High Output V-8 [EV0]= All 4.7L Gas Engines									
1									CAMSHAFT, Engine, Left
	#53021 159AC	1				EVA			Left
	53021 411AB	1				EVC			Left
-2									CAMSHAFT, Engine, Right
	#53021 160AC	1				EVA			Right
	53021 412AB	1				EVC			Right
3	53021 161AA	1				EVC			PLUG, Camshaft
4									CAP, Serviced in Cylinder Head, (NOT SERVICED) (Not Serviced)
5									CAP, Serviced in Cylinder Head, (NOT SERVICED) (Not Serviced)
6									SCREW, M6x1x40
	6505 034AA	10				EVA			
		10				EVC			
7	4536 513AB	32				EV0			LOCK, Valve Spring Retainer
8									RETAINER, Valve Spring
	4781 090AA	16				EVA			
		16				EVC			
9	53020 749AC	16				EVA			SPRING, Valve
10	53020 752AD	16				EV0			SEAL, Valve Guide
11									GUIDE, Intake/Exhaust Valve, Standard Size, Serviced in Cylinder Head, (NOT SERVICED) (Not Serviced)
12									INSERT, Intake Valve, Serviced in Cylinder Head, (NOT SERVICED) (Not Serviced)
13									INSERT, Exhaust Valve, Serviced in Cylinder Head, (NOT SERVICED) (Not Serviced)
14	53020 747AB	8				EV0			VALVE, Intake, Standard
15									VALVE, Exhaust, Standard
	5302 0748	8				EVA			
	#53021 644AB	8				EVC			
16	5302 1077	16				EV0			ADJUSTER, Valve Lash
17	53020 742AB	16				EV0			ROCKER ARM, Valve

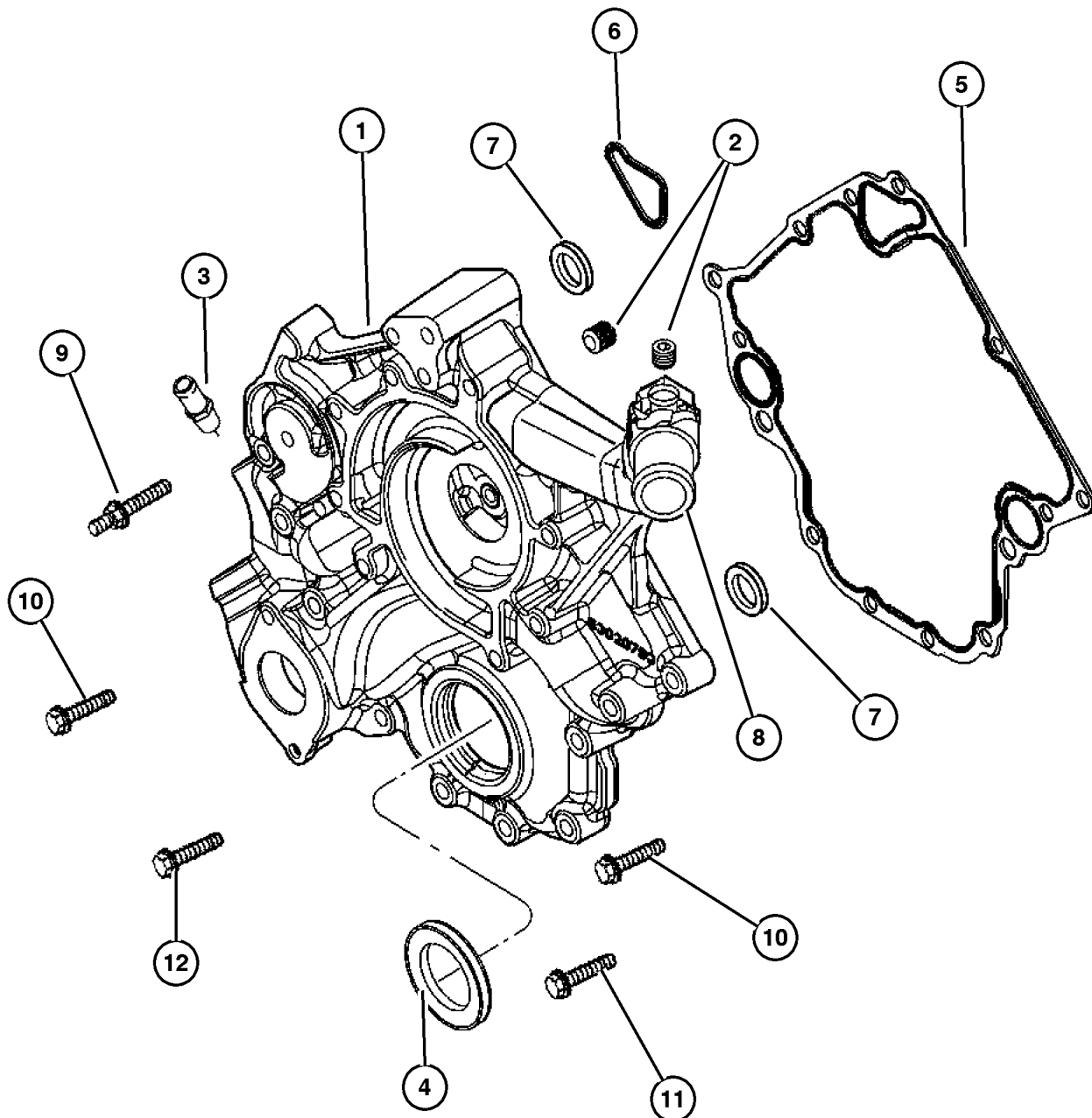
**JEEP GRAND CHEROKEE (WJ)**

SERIES	LINE	BODY	ENGINE	TRANSMISSION
H = Laredo	J = 4WD	74 = 4 Door	ERH = 4.0L, Power Tech I-6	DGK = 4 Speed Auto, 42RE
M = Sport	T = 2WD		EVA = 4.7L Power Tech V8	DGQ = 5 Speed Auto, 45RFE
P = Limited			EVC = 4.7L HO V8 MPI	DG0 = All Automatic Trans
S = Overland			ER0 = All 4.0L 6 Cyl Gas	
			EV0 = All 4.7L Gas	

AR = Use as required - = Non illustrated part # = New this model year

October 1, 2003

**Timing Cover, 4.7L [EVA, EVC]  
Figure 4.7L-610**



ITEM	PART NUMBER	QTY	LINE	SERIES	BODY	ENGINE	TRANS	TRIM	DESCRIPTION
------	-------------	-----	------	--------	------	--------	-------	------	-------------

NOTES: Old Timing Cover has chamfered mating surface that uses a Metal Gasket  
 New Timing Cover has a flat mating surface and uses RTV a Gasket and 2 O-Rings  
 Sales Codes  
 [EV0] = All 4.7L Gas Engines

1									COVER, Timing Belt
	53021 714AB	1				EV0			Old Cover, see NOTES
	#53021 714AC	1				EV0			New Cover, see NOTES
2	6034 331	3				EV0			PLUG, Hex Socket, 3/8-18NPTx.475
3	6035 854	2				EV0			FITTING, Y-Style
4	53021 313AA	1				EV0			SEAL, Crankshaft Oil, Front
5	5302 0862	1				EV0			GASKET, Chain Case Cover, Old Cover, see NOTES
6	53021 226AA	1				EV0			GASKET, Chain Case Cover, New Cover, see NOTES
7	53021 239AA	2				EV0			O RING, New Cover, see NOTES
8									PIPE FITTING, Chain Case Cover, .375-18x2, Serviced With Item 1, (NOT SERVICED) (Not Serviced)
9	6505 293AA	1				EV0			STUD
10	6507 776AA	3				EV0			SCREW, Hex Flange Head
11	6102 381AA	5				EV0			SCREW, Hex Flange Head
12	6102 380AA	5				EV0			SCREW, Hex Flange Head

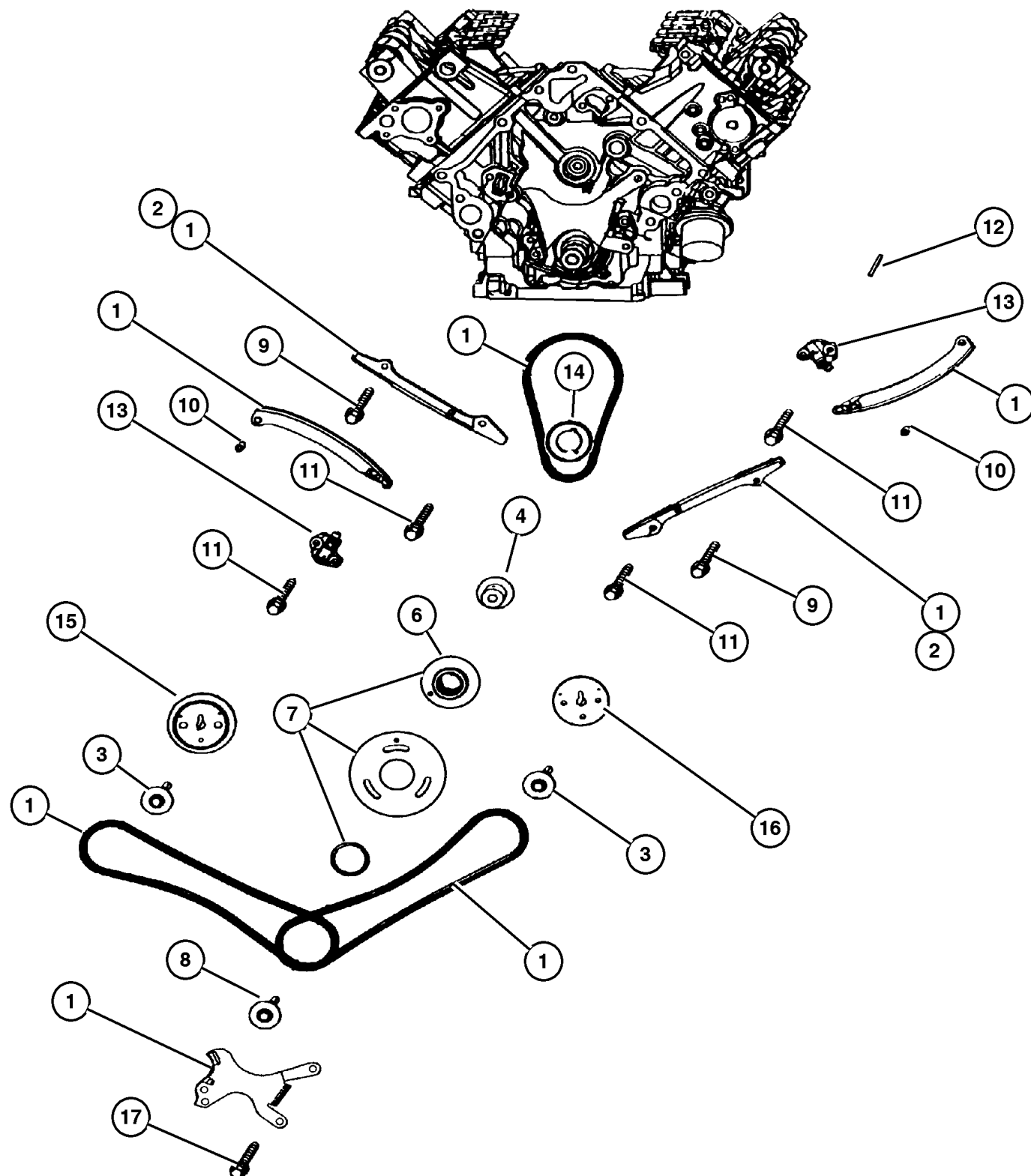
**JEEP GRAND CHEROKEE (WJ)**

SERIES	LINE	BODY	ENGINE	TRANSMISSION
H = Laredo	J = 4WD	74 = 4 Door	ERH = 4.0L, Power Tech I-6	DGK = 4 Speed Auto, 42RE
M = Sport	T = 2WD		EVA = 4.7L Power Tech V8	DGQ = 5 Speed Auto, 45RFE
P = Limited			EVC = 4.7L HO V8 MPI	DG0 = All Automatic Trans
S = Overland			ER0 = All 4.0L 6 Cyl Gas	
			EV0 = All 4.7L Gas	

AR = Use as required - = Non illustrated part # = New this model year

October 1, 2003

## Timing Chain and Guides, 4.7 [EVA, EVC] Figure 4.7L-620



ITEM	PART NUMBER	QTY	LINE	SERIES	BODY	ENGINE	TRANS	TRIM	DESCRIPTION
Note; Sales Codes									
[EV0]= All 4.7L Gas Engines									
1	5013 867AB	1				EV0			TIMING DRIVE PACKAGE, Engine
2	53021 796AA	2				EV0			GUIDE, Timing Chain
3	6504 429	2				EV0			SCREW AND WASHER, Hex
4	5302 0835	1				EV0			SHAFT, Idler
-5	53021 171AA	1				EV0			RETAINING RING, Idler
6	53021 170AA	1				EV0			SPROCKET, Idler, Primary
7	5013 868AB	1				EV0			SPROCKET, Idler
8	6504 370	1				EV0			SCREW AND WASHER, Hex
9	6102 111AA	2				EV0			SCREW AND WASHER
10	6504 440	2				EV0			SCREW, Also Serviced In Item# 1
11	6503 257	6				EV0			BOLT, Hex Head, M8x1.25x37.50
12	6504 471	1				EV0			KEY, Woodruff
13									TENSIONER, Chain
	5302 0779	1				EV0			Right
	53021 168AA	1				EV0			Left
14	5302 0679	1				EV0			SPROCKET, Crankshaft
15	53021 169AA	1				EV0			SPROCKET, Camshaft, Right, Right
16	5302 0938	1				EV0			SPROCKET, Camshaft, Left, Left
17	6100 932	2				EV0			BOLT, Hex
-18	5302 0681	1				EV0			TENSIONER, Chain, Primary

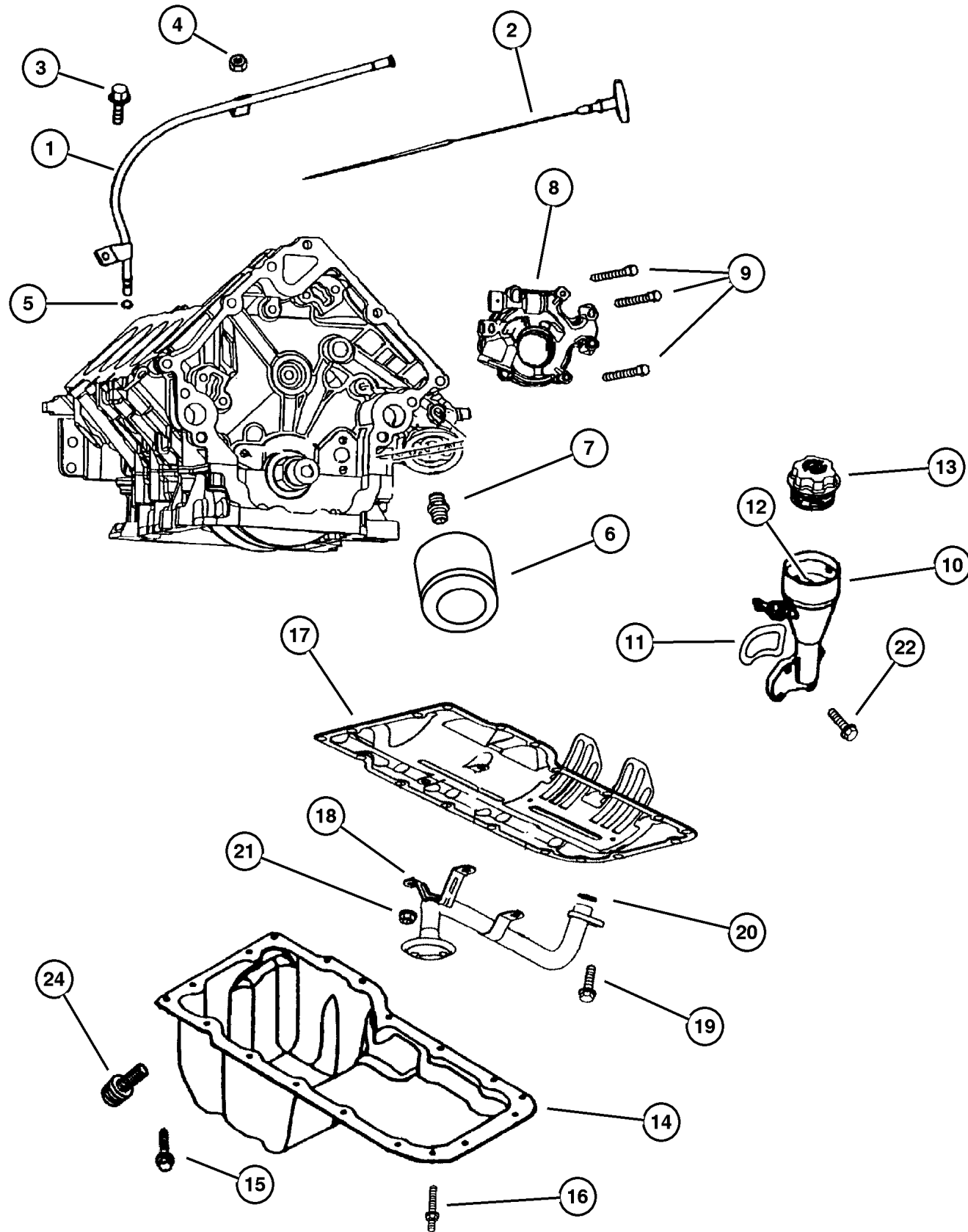
### JEEP GRAND CHEROKEE (WJ)

SERIES	LINE	BODY	ENGINE	TRANSMISSION
H = Laredo	J = 4WD	74 = 4 Door	ERH = 4.0L, Power Tech I-6	DGK = 4 Speed Auto, 42RE
M = Sport	T = 2WD		EVA = 4.7L Power Tech V8	DGQ = 5 Speed Auto, 45RFE
P = Limited			EVC = 4.7L HO V8 MPI	DG0 = All Automatic Trans
S = Overland			ER0 = All 4.0L 6 Cyl Gas	
			EV0 = All 4.7L Gas	

AR = Use as required - = Non illustrated part # = New this model year

October 1, 2003

**Engine Oiling, 4.7 [EVA, EVC]  
Figure 4.7L-710**



ITEM	PART NUMBER	QTY	LINE	SERIES	BODY	ENGINE	TRANS	TRIM	DESCRIPTION
Note; Sales Codes									
[EV0]= All 4.7L Gas Engines									
1	#53021 024AB	1				EV0			TUBE, Engine Oil Indicator
2	#53020 859AC	1				EV0			INDICATOR, Engine Oil Level
3	6504 810AA	1				EV0			SCREW AND WASHER, Hex
4	6101 802	1				EV0			NUT
5	53021 144AA	1				EV0			O RING, Engine Oil Indicator
6	5281 090	1				EV0			FILTER, Engine Oil
7	5300 7563	1				EV0			CONNECTOR, Oil Filter
8	5302 0827	1				EV0			PUMP, Engine Oil
9	6100 932	1				EV0			BOLT, Hex
10	5302 0890	1				EV0			HOUSING, Oil Fill
11	53020 889AB	1				EV0			GASKET, Oil Fill Housing
12	53032 126AA	1				EV0			BAFFLE, Oil Fill, None
13	53032 389AC	1				EV0			CAP, Oil Filler
14	53020 678AC	1				EV0			PAN, Engine Oil
15	6504 810AA	17				EV0			SCREW AND WASHER, Hex
16	6505 889AA	1				EV0			STUD
17	53020 675AC	1				EV0			GASKET, Oil Pan
18	5302 0828	1				EV0			TUBE, Oil Pickup
19	6102 046AA	1				EV0			SCREW AND WASHER
20	5302 0861	1				EV0			SEAL, Oil Pick Up Tube
21	6502 756	3				EV0			NUT, Hex Lock, M8x1.25
22	6505 504AA	4				EV0			SCREW
23	6505 566AA	1				EV0			STUD, Oil Filler Housing Mounting
24	6504 894AA	1				EV0			PLUG, Oil Drain

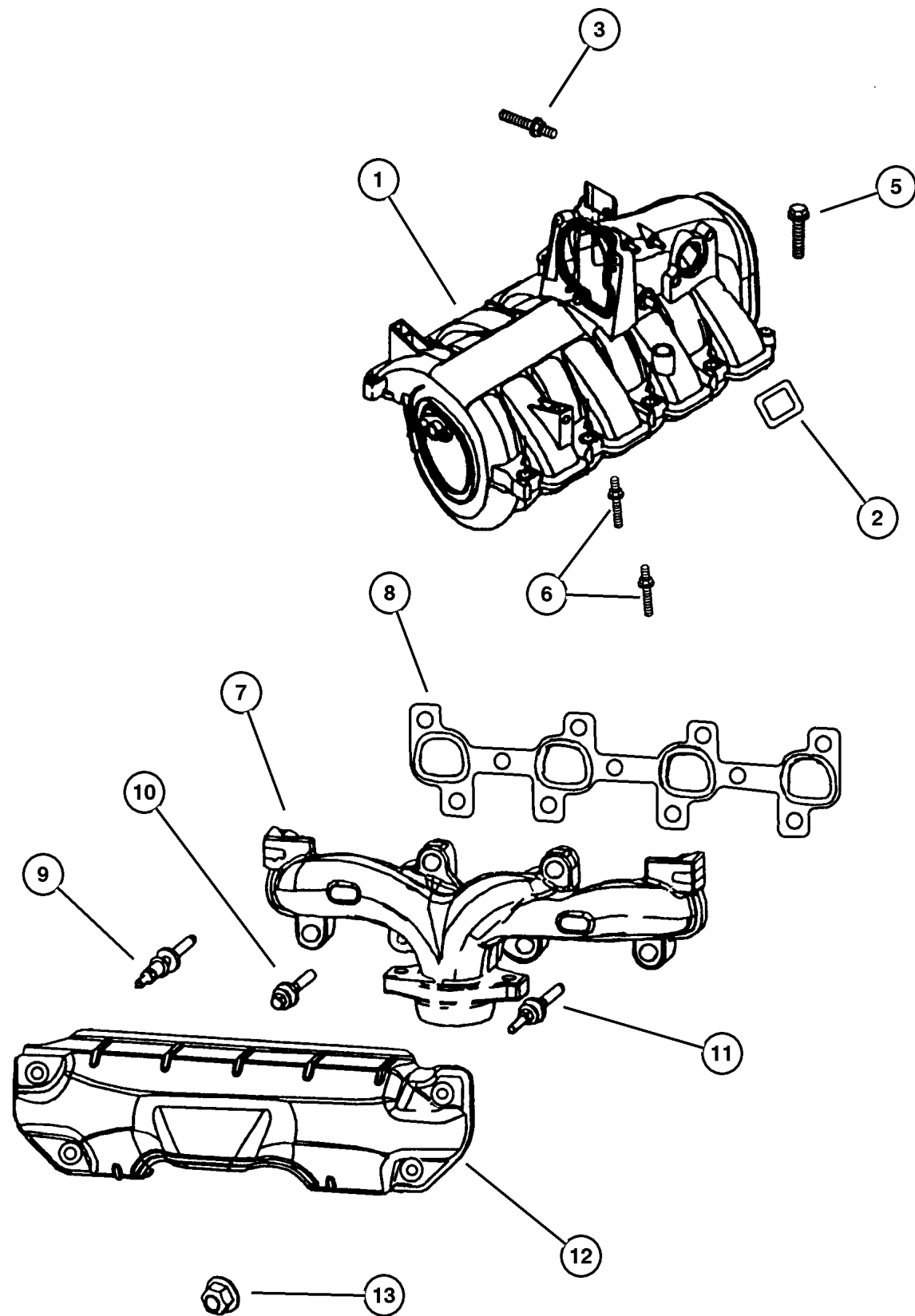
**JEEP GRAND CHEROKEE (WJ)**

SERIES	LINE	BODY	ENGINE	TRANSMISSION
H = Laredo	J = 4WD	74 = 4 Door	ERH = 4.0L, Power Tech I-6	DGK = 4 Speed Auto, 42RE
M = Sport	T = 2WD		EVA = 4.7L Power Tech V8	DGQ = 5 Speed Auto, 45RFE
P = Limited			EVC = 4.7L HO V8 MPI	DG0 = All Automatic Trans
S = Overland			ER0 = All 4.0L 6 Cyl Gas	
			EV0 = All 4.7L Gas	

AR = Use as required - = Non illustrated part # = New this model year

October 1, 2003

**Manifold, Intake and Exhaust, 4.7 [EVA, EVC]  
Figure 4.7L-810**



ITEM	PART NUMBER	QTY	LINE	SERIES	BODY	ENGINE	TRANS	TRIM	DESCRIPTION
Note; Sales Codes									
[EVA]= 4.7L Power Tech V-8									
[EVC]= 4.7L Power Tech High Output V-8									
[EV0]= All 4.7L Gas Engines									
1	#53013 403AB	1				EV0			MANIFOLD, Intake
2	53010 310AB	8				EV0			SEAL, Intake Manifold
3	#6507 598AA	1				EV0			STUD
-4	#6507 434AA	8				EV0			STUD, Double Ended, Intake Manifold To Head
5	#6507 433AA	2				EV0			SCREW, Hex Flange Head
6	6505 500AA	8				EV0			STUD
7									MANIFOLD, Exhaust
	5303 0934	1				EV0			Right
	5303 0933	1				EV0			Left
8									GASKET, Exhaust Manifold
	5303 0812	1				EV0			Right
	5303 0813	1				EV0			Left
9	6505 257AA	4				EV0			STUD
10	6504 340	8				EV0			SCREW AND WASHER, Hex
11	6504 331	4				EV0			STUD
12									SHIELD, Exhaust Manifold
	5303 0940	1				EV0			Right
	5303 0815	1				EV0			Left
13	6505 316AA	8				EV0			NUT
-14	6505 499AA	2				EV0			SCREW, Also Serviced With Intake Manifold

**JEEP GRAND CHEROKEE (WJ)**

SERIES	LINE	BODY	ENGINE	TRANSMISSION
H = Laredo	J = 4WD	74 = 4 Door	ERH = 4.0L, Power Tech I-6	DGK = 4 Speed Auto, 42RE
M = Sport	T = 2WD		EVA = 4.7L Power Tech V8	DGQ = 5 Speed Auto, 45RFE
P = Limited			EVC = 4.7L HO V8 MPI	DG0 = All Automatic Trans
S = Overland			ER0 = All 4.0L 6 Cyl Gas	
			EV0 = All 4.7L Gas	

AR = Use as required - = Non illustrated part # = New this model year

October 1, 2003

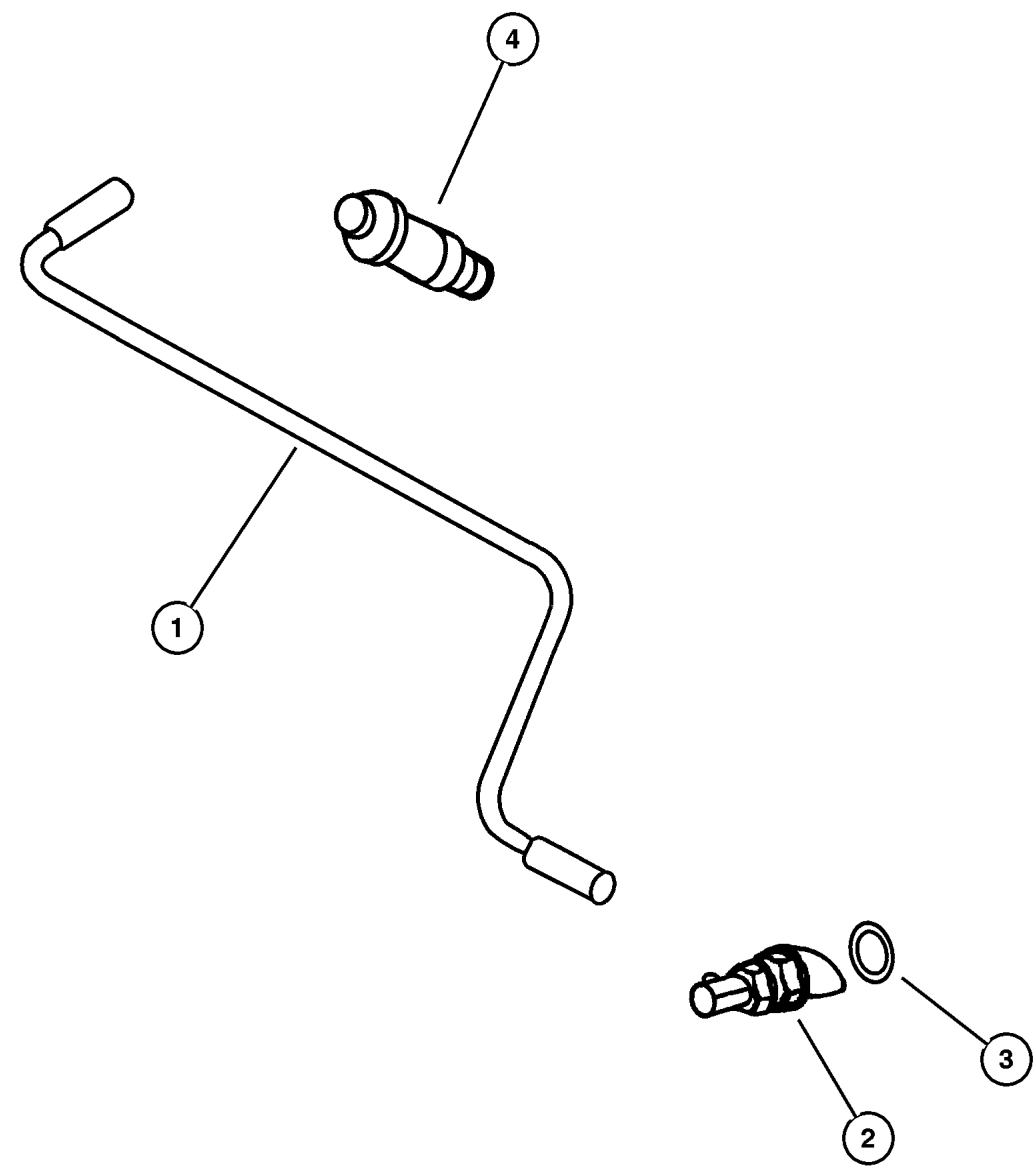
**Crankcase Ventilation, 4.7 [EVA, EVC]  
Figure 4.7L-910**

ITEM	PART NUMBER	QTY	LINE	SERIES	BODY	ENGINE	TRANS	TRIM	DESCRIPTION
------	-------------	-----	------	--------	------	--------	-------	------	-------------

Note; Sales Codes

[EV0]= All 4.7L Gas Engines

1	#53032 617AB	1				EVO			TUBE, Crankcase Vent To Intake Manifold
2	53032 800AA	1				EVO			VALVE, Crankcase Vent
3	53031 711AA	1				EVO			O RING
4	53030 850AB	2				EVO			BREATHER, Crankcase



**JEEP GRAND CHEROKEE (WJ)**

SERIES	LINE	BODY	ENGINE	TRANSMISSION
H = Laredo	J = 4WD	74 = 4 Door	ERH = 4.0L, Power Tech I-6	DGK = 4 Speed Auto, 42RE
M = Sport	T = 2WD		EVA = 4.7L Power Tech V8	DGQ = 5 Speed Auto, 45RFE
P = Limited			EVC = 4.7L HO V8 MPI	DG0 = All Automatic Trans
S = Overland			ER0 = All 4.0L 6 Cyl Gas	
			EV0 = All 4.7L Gas	

AR = Use as required - = Non illustrated part # = New this model year

October 1, 2003



# Group – 011

## Exhaust

### GROUP 11 - Exhaust

Illustration Title

Group-Fig. No.

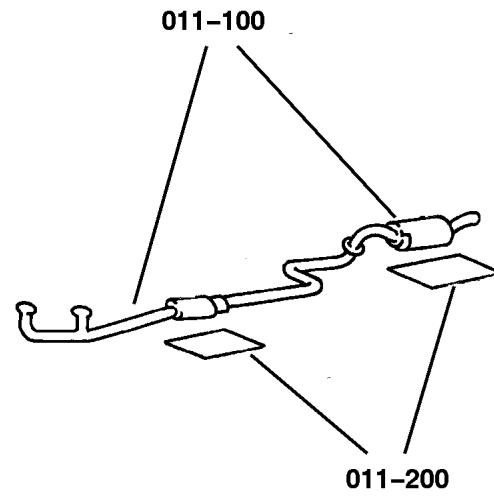
#### Exhaust System

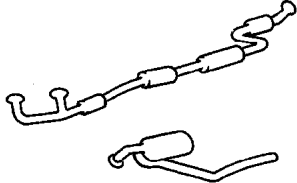
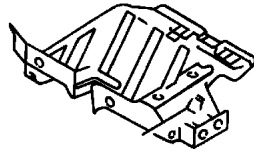
Exhaust System, 4.0 [ERH] ..... Fig. 011-110

Exhaust System, 4.7 [EVA,EVC] ..... Fig. 011-120

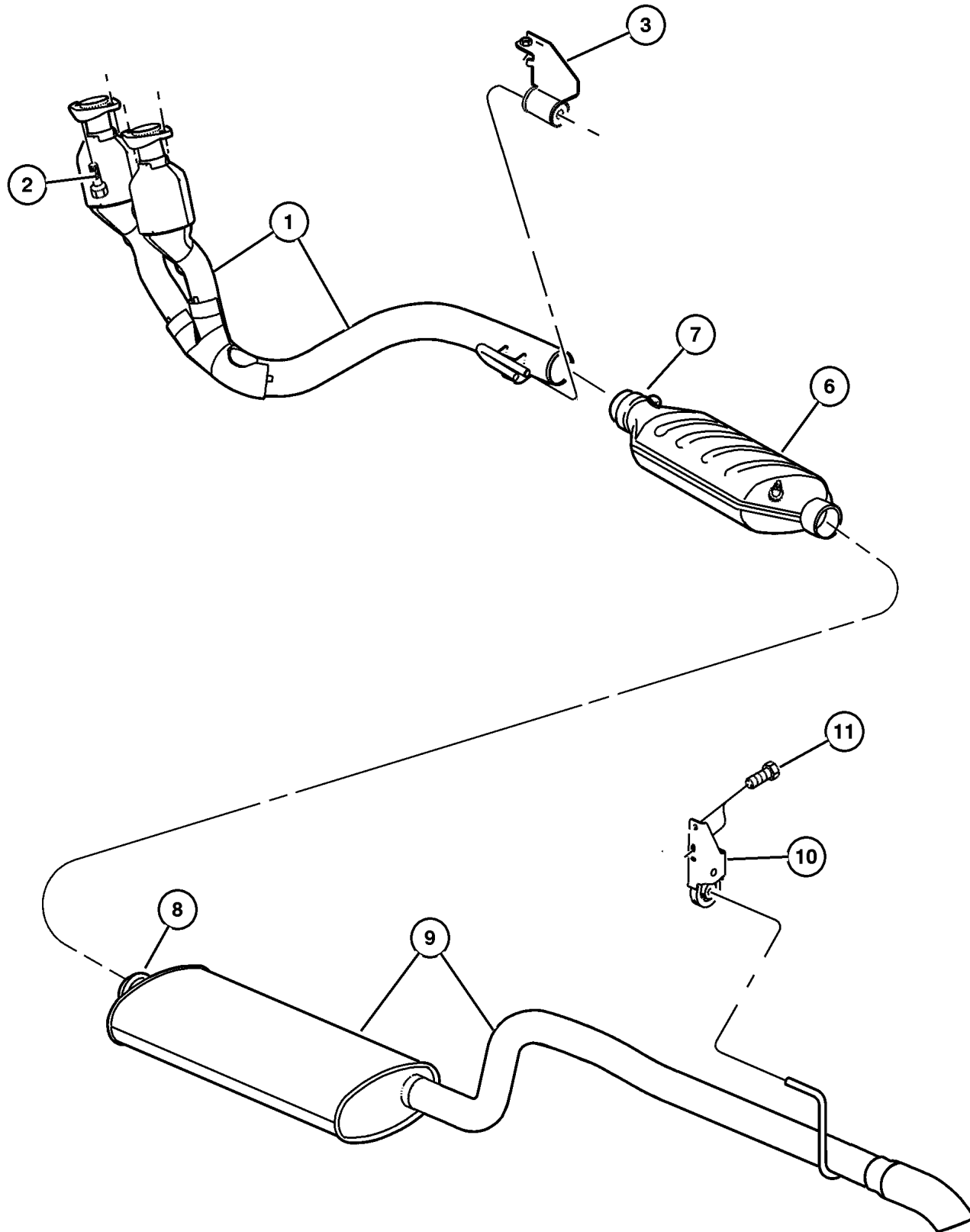
#### Heat Shields

Heat Shields, 4.0 [ERH], 4.7 [EVA, EVC] ..... Fig. 011-210



<p><b>011-100</b> Exhaust System</p> 	<p><b>011-200</b> Heat Shields</p> 		
--	--	--	--

**Exhaust System, 4.0 [ERH]  
Figure 011-110**



ITEM	PART NUMBER	QTY	LINE	SERIES	BODY	ENGINE	TRANS	TRIM	DESCRIPTION
Note; Sales Codes									
[ER0]= All 4.0L, 6 Cylinder Gas Engines									
1	#52080 356AA	1				ER0			PIPE, Exhaust, To Manifold
2	6507 051AA	4				ER0			SCREW, Hex Head
3	52101 017AC	1				ER0			HANGER, Exhaust
-4	6022 266	1				ER0			SCREW, Hex Head, .375-16x1.5
-5	0152 474	1	T			ER0			NUT, Hex Flange Lock, .375-16
6	#52080 369AA	1				ER0, EVO			CONVERTER, Catalytic
7									CLAMP, Serviced With Converter, (NOT SERVICED) (Not Serviced)
8									CLAMP, Exhaust, Serviced With Muffler and Tailpipe , (NOT SERVICED) (Not Serviced)
9	52101 239AB	1				ER0			MUFFLER AND TAILPIPE, Exhaust
10	52101 141AD	1							HANGER, Tailpipe
11									SCREW, (NOT SERVICED) (Not Serviced)
-12	6503 231	4				EVO			NUT, Brake Line

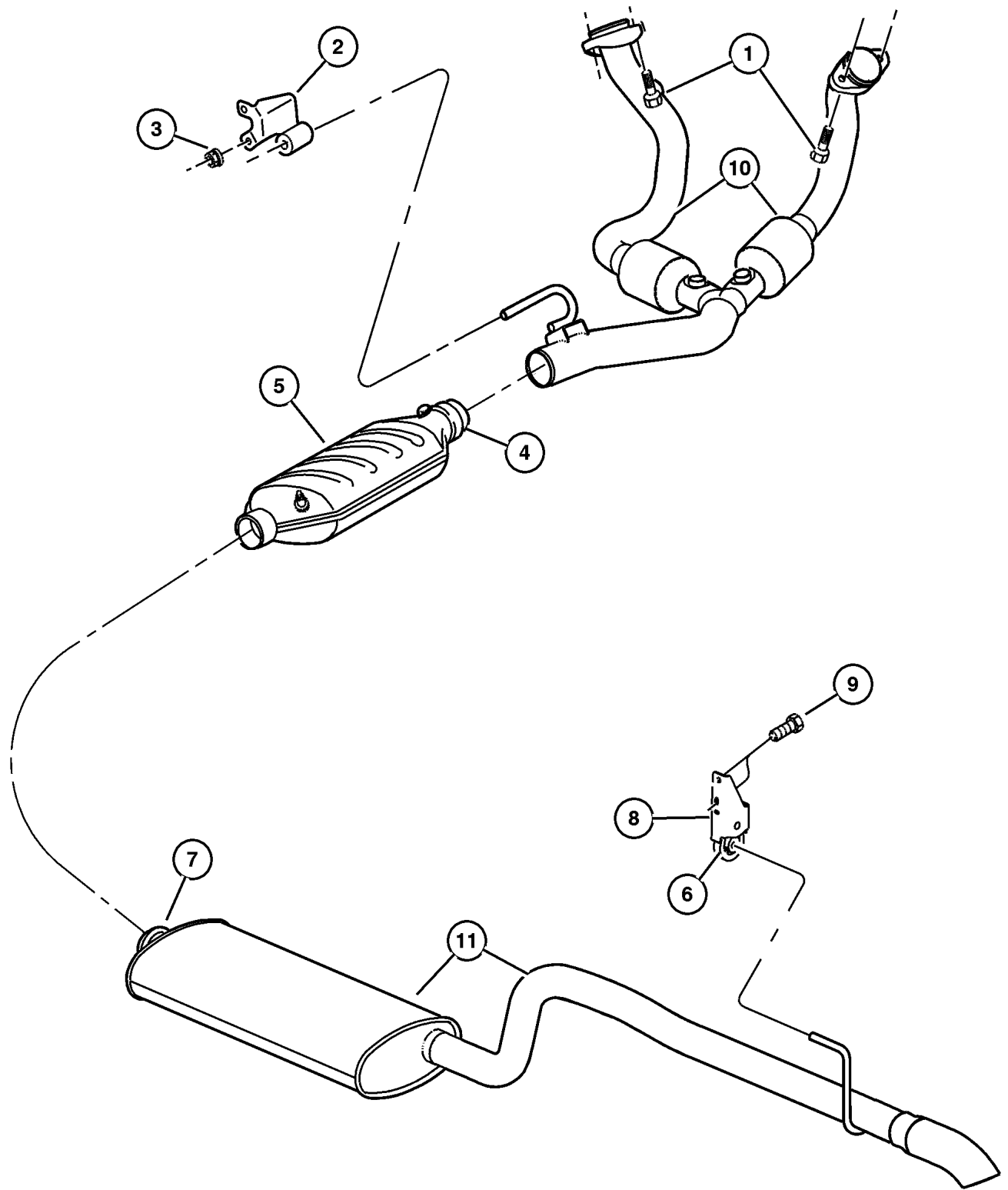
**JEEP GRAND CHEROKEE (WJ)**

SERIES	LINE	BODY	ENGINE	TRANSMISSION
H = Laredo	J = 4WD	74 = 4 Door	ERH = 4.0L, Power Tech I-6	DGK = 4 Speed Auto, 42RE
M = Sport	T = 2WD		EVA = 4.7L Power Tech V8	DGQ = 5 Speed Auto, 45RFE
P = Limited			EVC = 4.7L HO V8 MPI	DG0 = All Automatic Trans
S = Overland			ER0 = All 4.0L 6 Cyl Gas	
			EVO = All 4.7l Gas	

AR = Use as required - = Non illustrated part # = New this model year

October 1, 2003

**Exhaust System, 4.7 [EVA,EVC]  
Figure 011-120**



ITEM	PART NUMBER	QTY	LINE	SERIES	BODY	ENGINE	TRANS	TRIM	DESCRIPTION
Note; Sales Codes									
[EVA]= 4.7L Power Tech V-8									
[EVC]= 4.7L Power Tech High Output V-8									
[EV0]= All 4.7L Gas Engines									
1	6506 012AA	4				EV0			SCREW, Hex Head
2	52101 018AC	1				EV0			HANGER, Exhaust
3	6502 696	2				EV0			NUT, Hex Flange Lock, M10x1.5
4									CLAMP, Serviced With Converter, (NOT SERVICED) (Not Serviced)
5	#52080 369AA	1				ER0, EV0			CONVERTER, Catalytic
6	52101 068AA	1							INSULATOR, Exhaust
7									CLAMP, Exhaust, Serviced With Muffler and Tailpipe, (NOT SERVICED) (Not Serviced)
8	52101 141AD	1							HANGER, Tailpipe
9									SCREW, (NOT SERVICED) (Not Serviced)
10	#52080 358AA	1				EV0			PIPE AND CONVERTER, Exhaust, To Manifold
11									MUFFLER AND TAILPIPE, Exhaust
	52101 237AB	1				EVA			
	52080 335AA	1				EVC			

**JEEP GRAND CHEROKEE (WJ)**

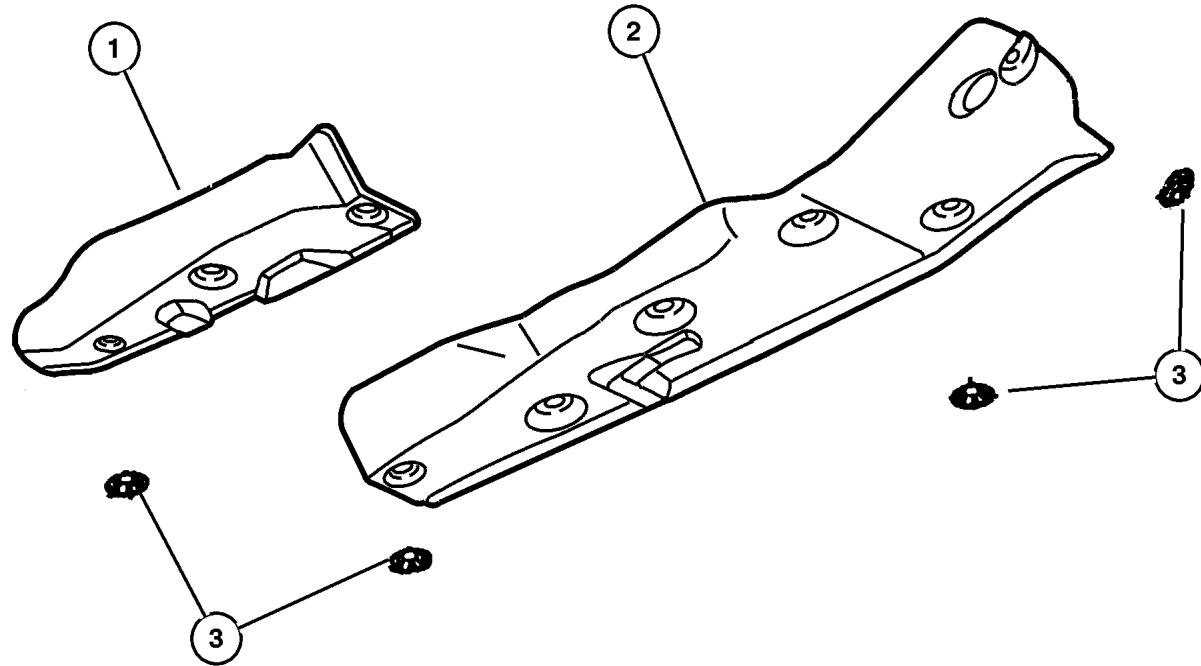
SERIES	LINE	BODY	ENGINE	TRANSMISSION
H = Laredo	J = 4WD	74 = 4 Door	ERH = 4.0L, Power Tech I-6	DGK = 4 Speed Auto, 42RE
M = Sport	T = 2WD		EVA = 4.7L Power Tech V8	DGQ = 5 Speed Auto, 45RFE
P = Limited			EVC = 4.7L HO V8 MPI	DG0 = All Automatic Trans
S = Overland			ER0 = All 4.0L 6 Cyl Gas	
			EV0 = All 4.7L Gas	

AR = Use as required - = Non illustrated part # = New this model year

October 1, 2003

**Heat Shields, 4.0 [ERH], 4.7 [EVA, EVC]  
Figure 011-210**

ITEM	PART NUMBER	QTY	LINE	SERIES	BODY	ENGINE	TRANS	TRIM	DESCRIPTION
1	55135 709AC	1							SHIELD, Heat
2	55135 712AD	1							SHIELD, Heat
3									NUT, Heat Shield Attach, M5x1.60, (NOT SERVICED) (Not Serviced)
-4	53013 669AA	1				ER0			SHIELD, Exhaust Manifold
-5	6503 683	1				ER0			PIN, Push
-6	56041 675AA	1				ER0			SHIELD, Heat, Oxygen Sensor Pugtail



<b>JEEP GRAND CHEROKEE (WJ)</b>				
SERIES	LINE	BODY	ENGINE	TRANSMISSION
H = Laredo	J = 4WD	74 = 4 Door	ERH = 4.0L, Power Tech I-6	DGK = 4 Speed Auto, 42RE
M = Sport	T = 2WD		EVA = 4.7L Power Tech V8	DGQ = 5 Speed Auto, 45RFE
P = Limited			EVC = 4.7L HO V8 MPI	DG0 = All Automatic Trans
S = Overland			ER0 = All 4.0L 6 Cyl Gas	
			EVO = All 4.7l Gas	

AR = Use as required - = Non illustrated part # = New this model year

October 1, 2003

# Group – 013

## Frames and Bumpers

### GROUP 13 - Frames and Bumpers

Illustration Title

Group-Fig. No.

**Front Bumper and Fascia**

Bumper, Front ..... Fig. 013-240

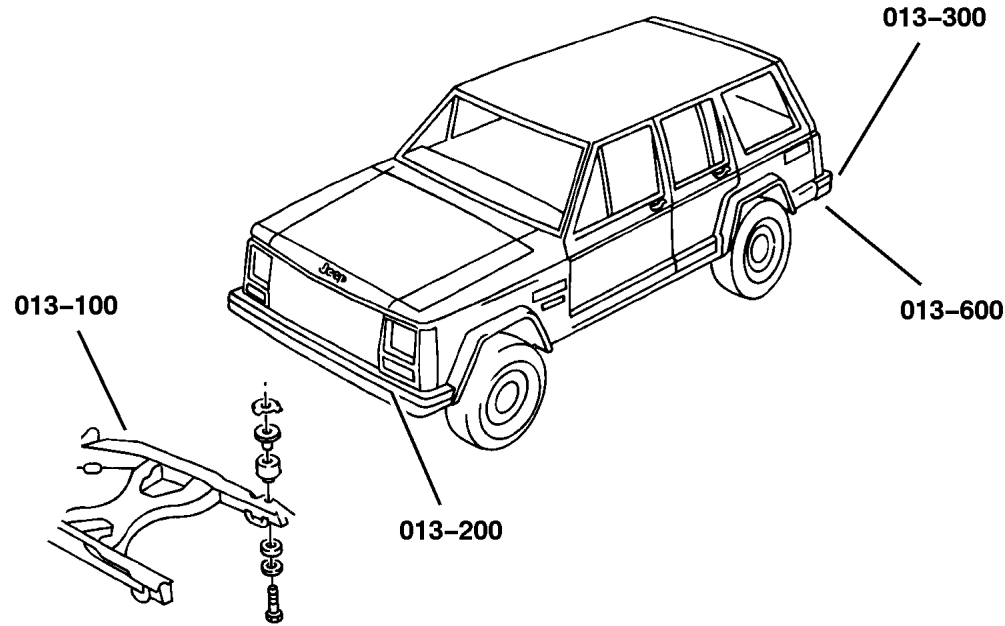
**Rear Bumper and Fascia**

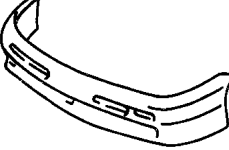


Bumper, Rear ..... Fig. 013-340

**Trailer Tow**

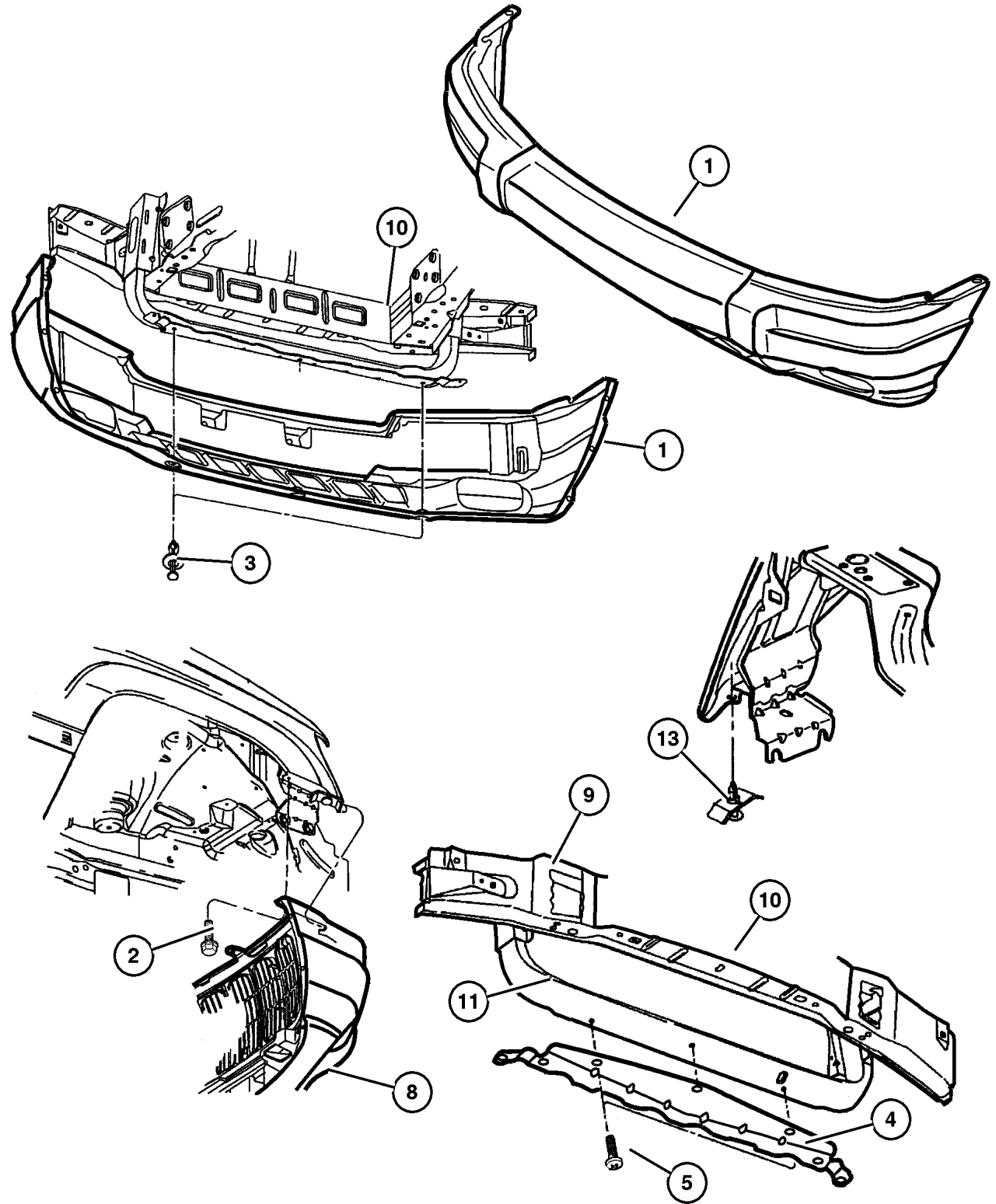
Tow Eye ..... Fig. 013-610

Rear Hitch ..... Fig. 013-620



<p><b>013-200</b> Front Bumper and Fascia</p> 	<p><b>013-300</b> Rear Bumper and Fascia</p> 	<p><b>013-600</b> Trailer Tow</p> 	
---	--	---	--

# Bumper, Front Figure 013-240



ITEM	PART NUMBER	QTY	LINE	SERIES	BODY	ENGINE	TRANS	TRIM	DESCRIPTION
1									FASCIA, Front
	5083 100AA	1		H					With [ALZ] [PAR]
	5FN29 ZSPAB	1		H					[UB], With Fog Lamps [LNJ]
		1		H					[XR], With Fog Lamps [LNJ]
		1		M					[BQ], With Fog Lamps [LNJ]
		1		M					[BT], With Fog Lamps [LNJ]
		1		M					[DR], With Fog Lamps [LNJ]
		1		M					[EL], With Fog Lamps [LNJ]
		1		M					[JR], With Fog Lamps [LNJ]
		1		M					[SB], With Fog Lamps [LNJ]
	5072 588AA	1		S					[XR], With Fog Lamps [LNJ]
	5FN29 WLPAB	1		H					[PAR]
									[RV], With Fog Lamps [LNJ]
	5083 100AA	1		P					[PAR]
	5FN29 WLPAB	1		M					[FF], With Fog Lamps [LNJ]
		1		M					[RV], With Fog Lamps [LNJ]
		1		M					[W1], With Fog Lamps [LNJ]
	5EU79 WLPAB	1		H					[FF], Without Fog Lamps [LNJ]
		1		H					[MQ], Without Fog Lamps [LNJ]
		1		H					[RV], Without Fog Lamps [LNJ]
		1		H					[W1], Without Fog Lamps [LNJ]
	5EU79 ZSPAB	1		H					[B8], Without Fog Lamps [LNJ]
		1		H					[BQ], Without Fog Lamps [LNJ]
	5FN29 WLPAB	1		H					[FF], With Fog Lamps [LNJ]
	5EU79 ZSPAB	1		H					[BT], Without Fog Lamps [LNJ]
		1		H					[DR], Without Fog Lamps [LNJ]
		1		H					[EL], Without Fog Lamps [LNJ]
		1		H					[JR], Without Fog Lamps [LNJ]
		1		H					[SB], Without Fog Lamps [LNJ]
		1		H					[XR], Without Fog Lamps [LNJ]
	5FN29 WLPAB	1		H					[W1], With Fog Lamps [LNJ]
	5FN29 ZSPAB	1		H					[BT], With Fog Lamps [LNJ]
		1		H					[DR], With Fog Lamps [LNJ]
		1		H					[EL], With Fog Lamps [LNJ]
		1		H					[JR], With Fog Lamps [LNJ]
		1		H					[SB], With Fog Lamps [LNJ]
2	6505 813AA	2							SCREW, Hex Flange Head
3	5517 6248	3							PIN, Push
4	55296 138AA	1							BRACKET, Fascia
5									SCREW, M6x1.00x15.00, (NOT SERVICED) (Not Serviced)

### JEEP GRAND CHEROKEE (WJ)

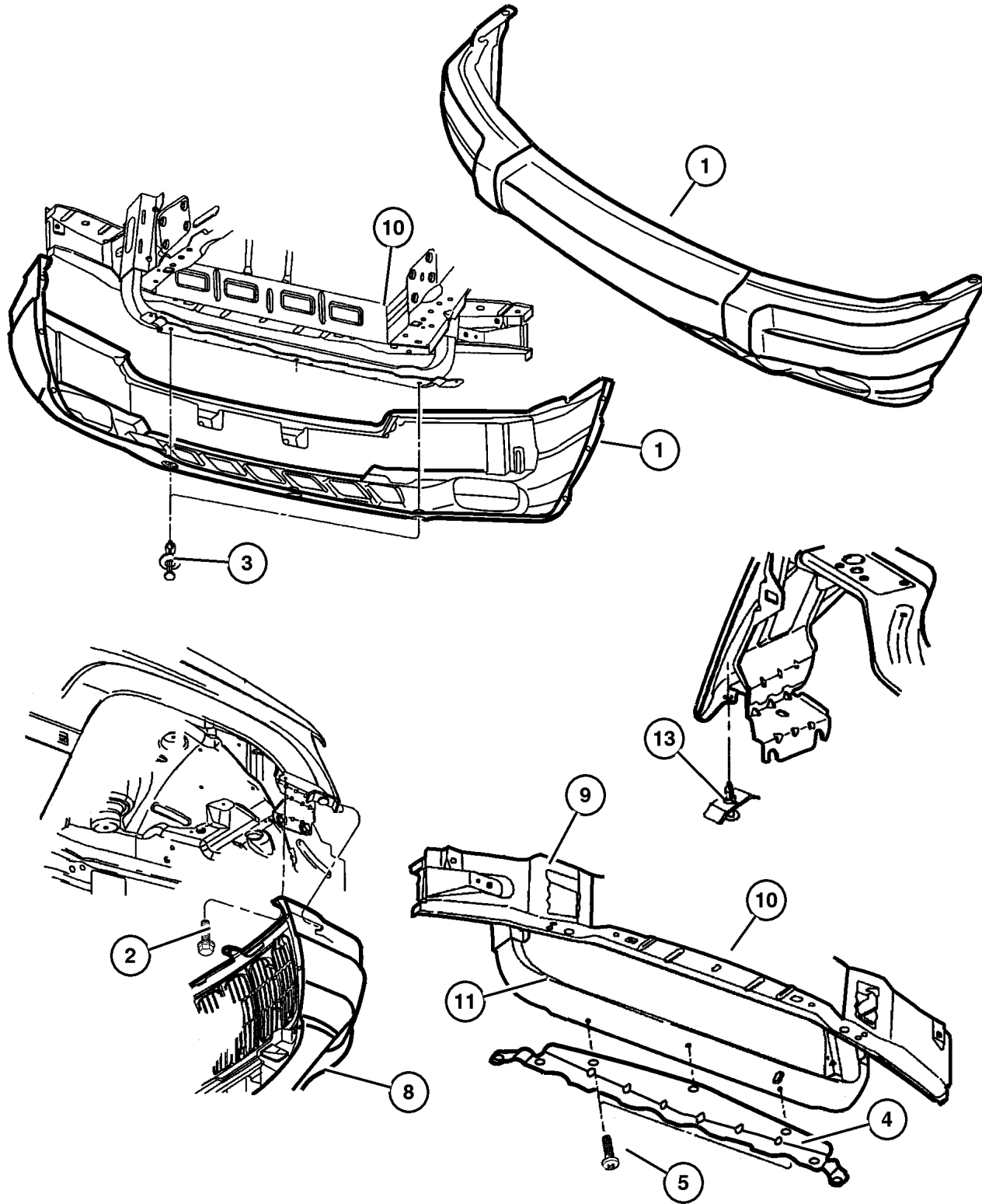
SERIES	LINE	BODY	ENGINE	TRANSMISSION
H = Laredo	J = 4WD	74 = 4 Door	ERH = 4.0L, Power Tech I-6	DGK = 4 Speed Auto, 42RE
M = Sport	T = 2WD		EVA = 4.7L Power Tech V8	DGQ = 5 Speed Auto, 45RFE
P = Limited			EVC = 4.7L HO V8 MPI	DG0 = All Automatic Trans
S = Overland			ER0 = All 4.0L 6 Cyl Gas	
			EVO = All 4.7L Gas	

AR = Use as required - = Non illustrated part # = New this model year

October 1, 2003

## Bumper, Front Figure 013-240

ITEM	PART NUMBER	QTY	LINE	SERIES	BODY	ENGINE	TRANS	TRIM	DESCRIPTION
-6									SCREW, (NOT SERVICED) (Not Serviced)
-7	6505 813AA	2							SCREW, Hex Flange Head
8	55155 750AB	1							LICENSE PLATE KIT
9	5513 5880	1							CROSSMEMBER, Radiator, Front Lower Front
10	55136 113AD	1							CROSSMEMBER, Radiator
11	55135 870AE	1							CROSSMEMBER, Radiator
-12	55136 170AC	1							BRACKET, Radiator
13	6505 361AA	2							PIN, Push
-14									BUMPER, Fascia, Front
	5515 5165	1		M					
		1		H					
-15									ABSORBER, Front Energy
	5515 5505	1		X					
		1		P					
		1		S					
		1		H					
-16	6505 667AA	4							PIN, Deflector
-17	4270 974	1							LICENSE PLATE KIT, Bag, Label, Screws
-18	5511 5928	1							DEFLECTOR, Radiator



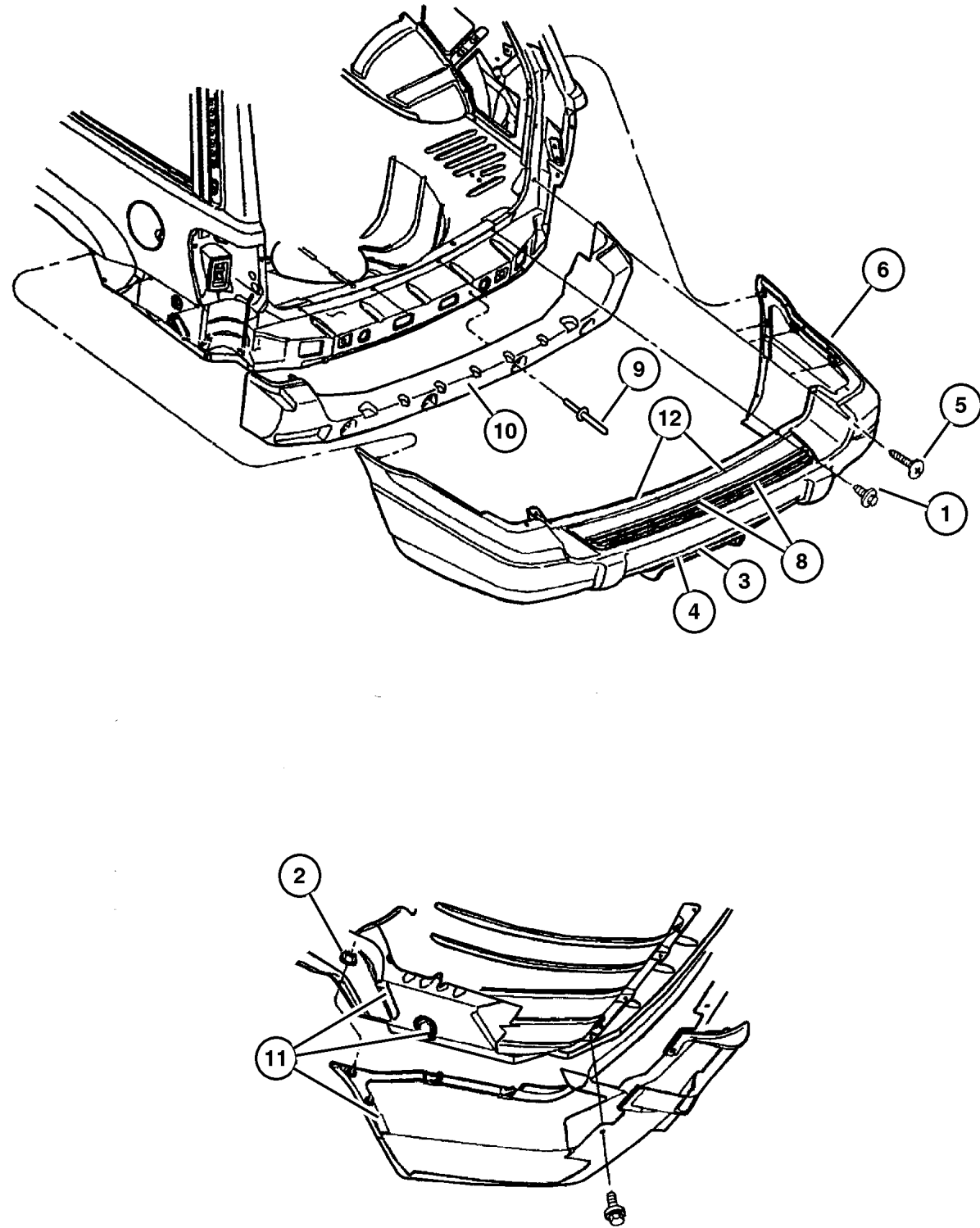
**JEEP GRAND CHEROKEE (WJ)**

SERIES	LINE	BODY	ENGINE	TRANSMISSION
H = Laredo	J = 4WD	74 = 4 Door	ERH = 4.0L, Power Tech I-6	DGK = 4 Speed Auto, 42RE
M = Sport	T = 2WD		EVA = 4.7L Power Tech V8	DGQ = 5 Speed Auto, 45RFE
P = Limited			EVC = 4.7L HO V8 MPI	DG0 = All Automatic Trans
S = Overland			ER0 = All 4.0L 6 Cyl Gas	
			EVO = All 4.7L Gas	

AR = Use as required - = Non illustrated part # = New this model year

October 1, 2003

## Bumper, Rear Figure 013-340



ITEM	PART NUMBER	QTY	LINE	SERIES	BODY	ENGINE	TRANS	TRIM	DESCRIPTION
1	5517 6248	3							PIN, Push
2	6101 447	2							NUT
3	3420 1631	6							RIVET, M6.25x28 Black
4	6505 813AA	2							SCREW, Hex Flange Head
5	6035 412	1							SCREW
6									FASCIA, Rear
	5012 804AA	1		P					[PAR] Without Trailer Tow [AHT, AHX]
	5EU81 ZSPAB	1		H					[BT], Without Trailer Tow [AHT, AHX]
		1		H					[B8], Without Trailer Tow [AHT, AHX]
		1		H					[DR], Without Trailer Tow [AHT, AHX]
		1		H					[EL], Without Trailer Tow [AHT, AHX]
		1		H					[JR], Without Trailer Tow [AHT, AHX]
		1		H					[SB], Without Trailer Tow [AHT, AHX]
		1		H					[UB], Without Trailer Tow [AHT, AHX]
		1		H					[XR], Without Trailer Tow [AHT, AHX]
		1		H					[BQ], Without Trailer Tow [AHT, AHX]
	5EU81 WLPAB	1		M					[RV], Without Trailer Tow [AHT, AHX]
	5012 936AA	1		P					[PAR] With Trailer Tow [AHT,AHX]
	5EU81 WLPAB	1		M					[FF], Without Trailer Tow [AHT, AHX]
		1		M					[W1], Without Trailer Tow [AHT, AHX]
	5EU81 ZSPAB	1		M					[BT], Without Trailer Tow [AHT, AHX]
		1		M					[DR], Without Trailer Tow [AHT, AHX]
		1		M					[BQ], Without Trailer Tow [AHT, AHX]
		1		M					[EL], Without Trailer Tow [AHT, AHX]

### JEEP GRAND CHEROKEE (WJ)

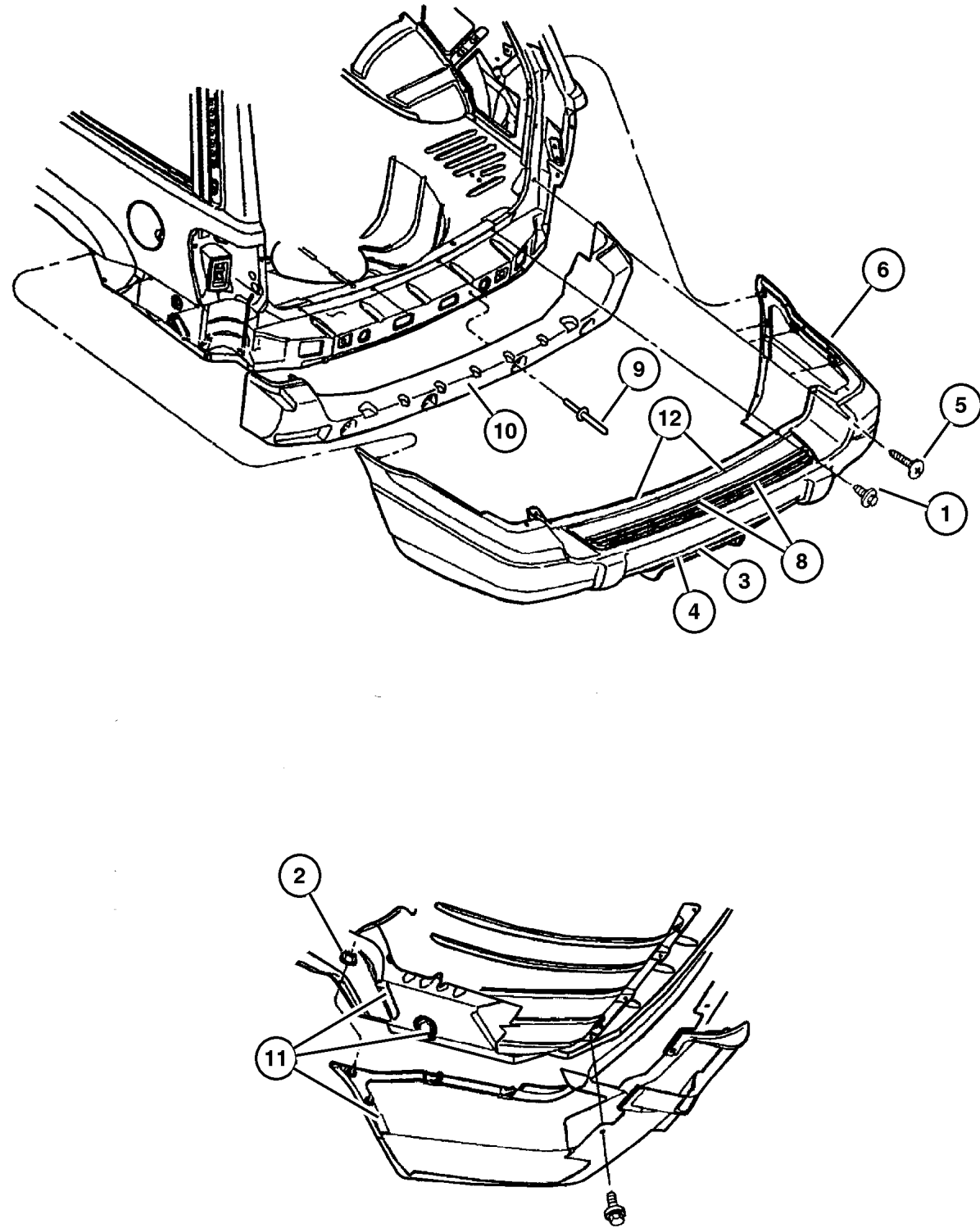
SERIES	LINE	BODY	ENGINE	TRANSMISSION
H = Laredo	J = 4WD	74 = 4 Door	ERH = 4.0L, Power Tech I-6	DGK = 4 Speed Auto, 42RE
M = Sport	T = 2WD		EVA = 4.7L Power Tech V8	DGQ = 5 Speed Auto, 45RFE
P = Limited			EVC = 4.7L HO V8 MPI	DG0 = All Automatic Trans
S = Overland			ER0 = All 4.0L 6 Cyl Gas	
			EVO = All 4.7L Gas	

AR = Use as required - = Non illustrated part # = New this model year

October 1, 2003



**Bumper, Rear**  
**Figure 013-340**



ITEM	PART NUMBER	QTY	LINE	SERIES	BODY	ENGINE	TRANS	TRIM	DESCRIPTION
		1		M					[JR], Without Trailer Tow [AHT, AHX]
		1		M					[SB], Without Trailer Tow [AHT, AHX]
		1		M					[UB], Without Trailer Tow [AHT, AHX]
		1		M					[XR], Without Trailer Tow [AHT, AHX]
	5012 804AA	1		H					[PAR], Without Trailer Tow [AHT, AHX], With [ALZ]
	5FY08 1LPAD	1		H					[FF], With Trailer Tow [AHT,AHX], Without [ALZ]
		1		H					[RV], With Trailer Tow [AHT,AHX], Without [ALZ]
		1		H					[W1], With Trailer Tow [AHT,AHX], Without [ALZ]
	5FY08 1SPAD	1		H					[BQ], With Trailer Tow [AHT,AHX], Without [ALZ]
		1		H					[BT], With Trailer Tow [AHT,AHX], Without [ALZ]
		1		H					[DR], With Trailer Tow [AHT,AHX], Without [ALZ]
		1		H					[EL], With Trailer Tow [AHT,AHX], Without [ALZ]
		1		H					[JR], With Trailer Tow [AHT,AHX], Without [ALZ]
		1		H					[SB], With Trailer Tow [AHT,AHX], Without [ALZ]
		1		H					[XR], With Trailer Tow [AHT,AHX], Without [ALZ]
	5012 936AA	1		H					[PAR] With Trailer Tow [AHT,AHX], With [ALZ]
	5FY08 1LPAD	1		M					[FF], With Trailer Tow [AHT,AHX], Without [ALZ]
		1		M					[RV], With Trailer Tow [AHT,AHX], Without [ALZ]
		1		M					[W1], With Trailer Tow [AHT,AHX], Without [ALZ]
	5FY08 1SPAD	1		M					[BQ], With Trailer Tow [AHT,AHX], Without [ALZ]
		1		M					[BT], With Trailer Tow [AHT,AHX], Without [ALZ]

**JEEP GRAND CHEROKEE (WJ)**

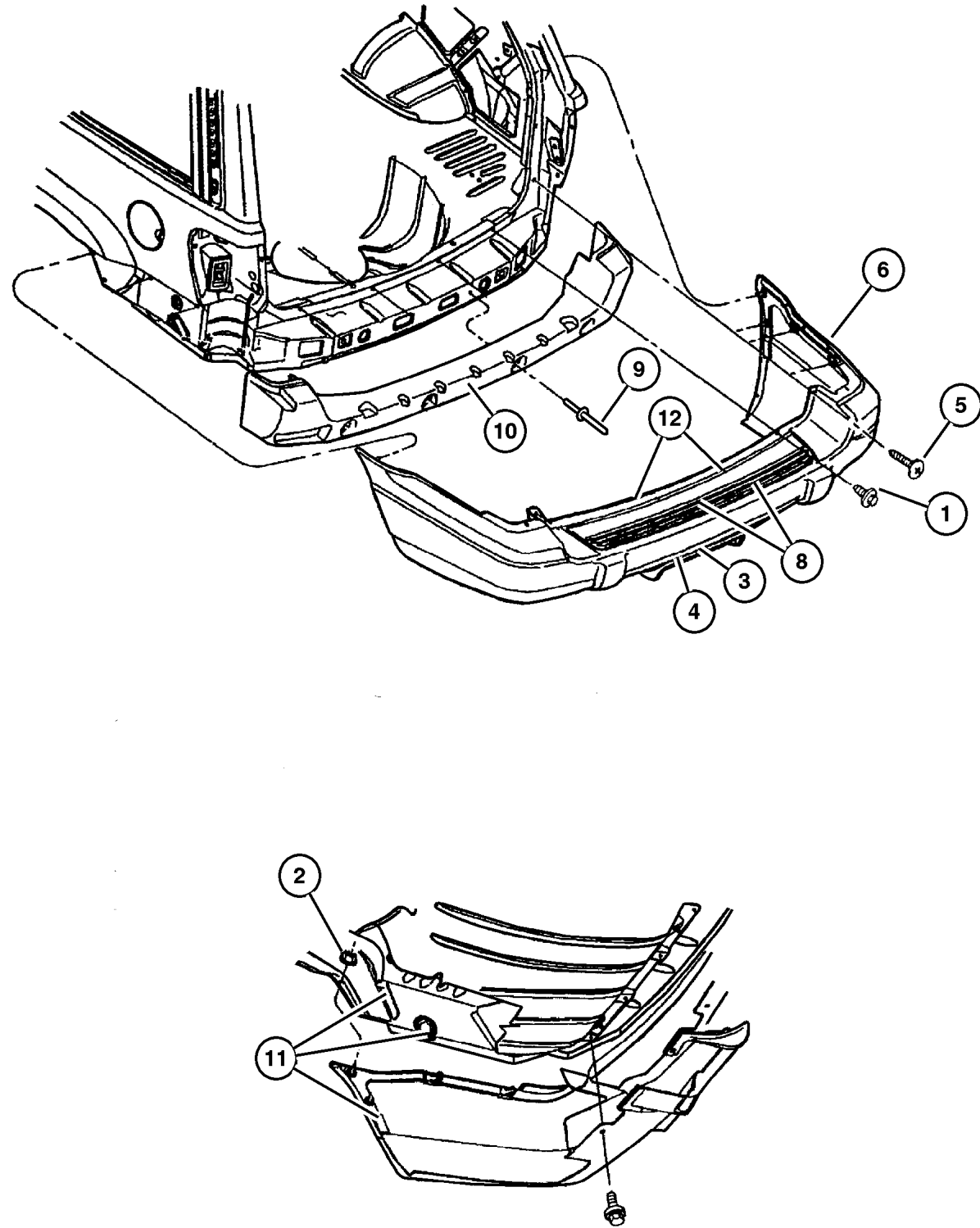
SERIES      LINE      BODY      ENGINE  
H = Laredo      J = 4WD      74 = 4 Door      ERH = 4.0L, Power Tech I-6  
M = Sport      T = 2WD           EVA = 4.7L Power Tech V8  
P = Limited                     EVC = 4.7L HO V8 MPI  
S = Overland                     ER0 = All 4.0L 6 Cyl Gas  
                     EVO = All 4.7L Gas

TRANSMISSION  
DGK = 4 Speed Auto, 42RE  
DGQ = 5 Speed Auto, 45RFE  
DG0 = All Automatic Trans

AR = Use as required   - = Non illustrated part   # = New this model year

October 1, 2003

## Bumper, Rear Figure 013-340



ITEM	PART NUMBER	QTY	LINE	SERIES	BODY	ENGINE	TRANS	TRIM	DESCRIPTION
		1		M					[DR], With Trailer Tow [AHT,AHX], Without [ALZ]
		1		M					[EL], With Trailer Tow [AHT,AHX], Without [ALZ]
		1		M					[JR], With Trailer Tow [AHT,AHX], Without [ALZ]
		1		M					[SB], With Trailer Tow [AHT,AHX], Without [ALZ]
		1		M					[XR], With Trailer Tow [AHT,AHX], Without [ALZ]
	5012 804AA	1		S					[PAR], Without Trailer Tow [AHT, AHX], With [ALZ]
	5012 936AA	1		S					[PAR] With Trailer Tow [AHT,AHX], With [ALZ]
	5EU81 WLPAB	1		H					[FF], Without Trailer Tow [AHT, AHX]
		1		H					[RV], Without Trailer Tow [AHT, AHX]
		1		H					[W1], Without Trailer Tow [AHT, AHX]
-7	55156 719AA	1	J	S					CLIP, Fascia, Locating
8	WC12 DX9AA	1		P					STEP PAD PACKAGE, Rear Fascia
		1		H					Black
		1		M					Black
	WC12 VF7AA	1		H					Driftwood
		1		M					Driftwood
9									RIVET, (NOT SERVICED) (Not Serviced)
10	55156 740AA	1							ABSORBER, Rear Energy
11	5015 522AB	1		P					RETAINER PACKAGE, Fascia Limited, Right
	5015 523AB	1		P					RETAINER PACKAGE, Fascia Limited, Left
12	6503 106	8							RETAINER, Push In Type M6.3 Hole
-13	#55155 500AG	1		S					RETAINER, Fascia Right
		1		M					RETAINER, Fascia Right
		1		P					RETAINER, Fascia Right
		1		H					RETAINER, Fascia Right
	#55155 501AG	1		H					RETAINER, Fascia Left
		1		M					RETAINER, Fascia Left

### JEEP GRAND CHEROKEE (WJ)

SERIES	LINE	BODY	ENGINE	TRANSMISSION
H = Laredo	J = 4WD	74 = 4 Door	ERH = 4.0L, Power Tech I-6	DGK = 4 Speed Auto, 42RE
M = Sport	T = 2WD		EVA = 4.7L Power Tech V8	DGQ = 5 Speed Auto, 45RFE
P = Limited			EVC = 4.7L HO V8 MPI	DG0 = All Automatic Trans
S = Overland			ER0 = All 4.0L 6 Cyl Gas	
			EVO = All 4.7L Gas	

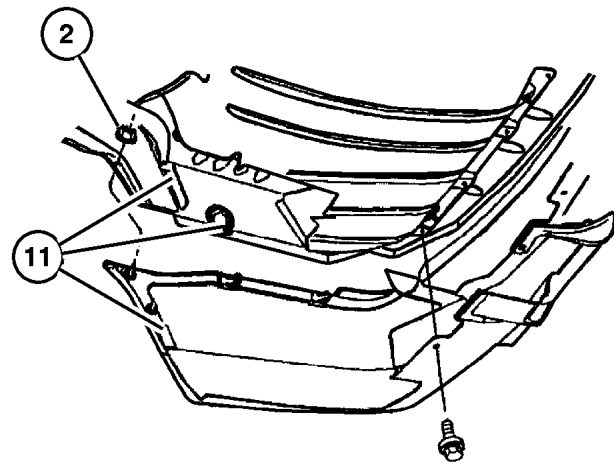
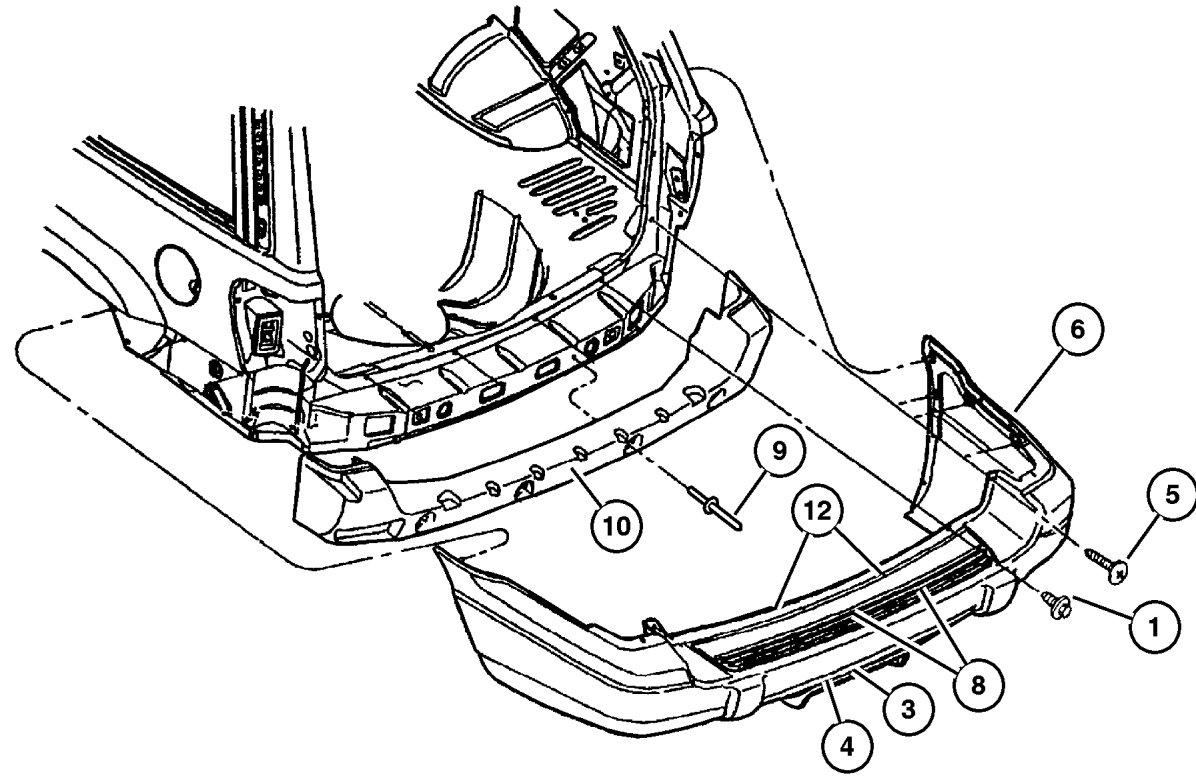
AR = Use as required - = Non illustrated part # = New this model year

October 1, 2003

Bumper, Rear  
Figure 013-340

ITEM	PART NUMBER	QTY	LINE	SERIES	BODY	ENGINE	TRANS	TRIM	DESCRIPTION
------	-------------	-----	------	--------	------	--------	-------	------	-------------

		1		P					Left
		1		S					Left



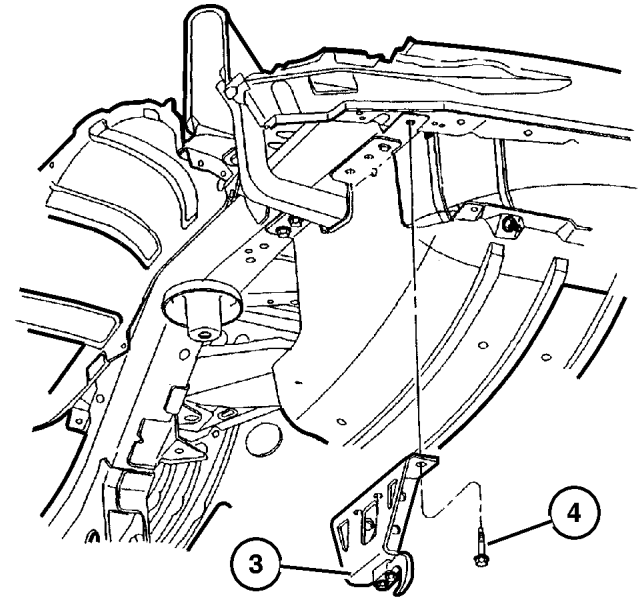
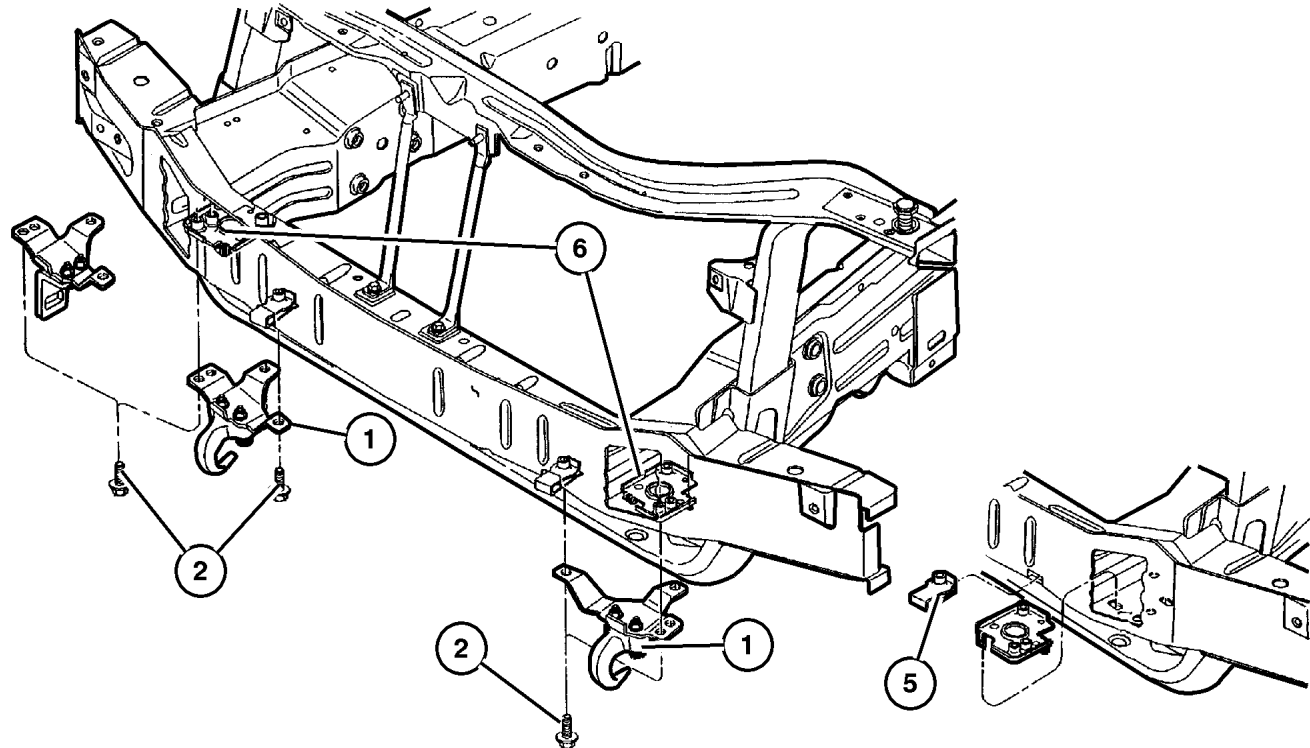
JEEP GRAND CHEROKEE (WJ)

SERIES	LINE	BODY	ENGINE	TRANSMISSION
H = Laredo	J = 4WD	74 = 4 Door	ERH = 4.0L, Power Tech I-6	DGK = 4 Speed Auto, 42RE
M = Sport	T = 2WD		EVA = 4.7L Power Tech V8	DGQ = 5 Speed Auto, 45RFE
P = Limited			EVC = 4.7L HO V8 MPI	DG0 = All Automatic Trans
S = Overland			ER0 = All 4.0L 6 Cyl Gas	
			EVO = All 4.7l Gas	

AR = Use as required - = Non illustrated part # = New this model year

October 1, 2003

## Tow Eye Figure 013-610



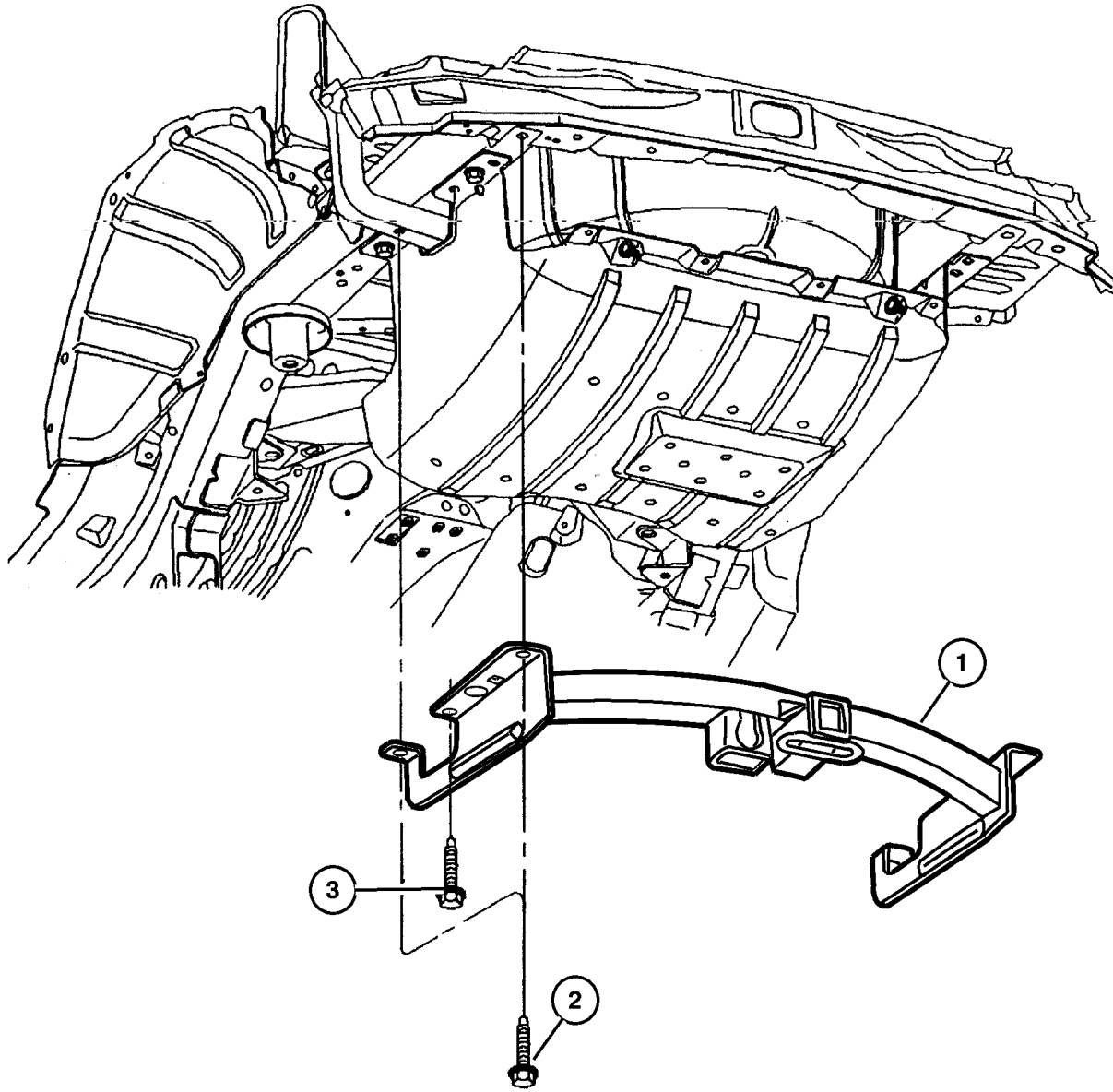
ITEM	PART NUMBER	QTY	LINE	SERIES	BODY	ENGINE	TRANS	TRIM	DESCRIPTION
1									HOOK, Tow
	52059 415AA	1							Chrome, Right Front
	52059 416AA	1							Chrome, Left Front
	52059 012AB	1							Painted, Right Front
	52059 013AB	1							Painted, Left Front
2	6101 102	8							BOLT, Hex Head, M12x1.75x45
3									HOOK, Tow
	52059 415AA	1							Chrome, Right Front
	52059 416AA	1							Chrome, Left Front
	52059 012AB	1							Painted, Right Rear
	52059 013AB	1							Painted, Left Front
	52059 014AC	1							Rear
4									SCREW AND WASHER, M10x1.50x35, (NOT SERVICED) (Not Serviced)
5									NUT, (NOT SERVICED) (Not Serviced)
6									TAPPING PLATE, Tow Hook
	52059 156AA	1							Right
	52059 157AA	1							Left
-7	52059 366AA	1							CAP, Tow Hook

JEEP GRAND CHEROKEE (WJ)				
SERIES	LINE	BODY	ENGINE	TRANSMISSION
H = Laredo	J = 4WD	74 = 4 Door	ERH = 4.0L, Power Tech I-6	DGK = 4 Speed Auto, 42RE
M = Sport	T = 2WD		EVA = 4.7L Power Tech V8	DGQ = 5 Speed Auto, 45RFE
P = Limited			EVC = 4.7L HO V8 MPI	DG0 = All Automatic Trans
S = Overland			ER0 = All 4.0L 6 Cyl Gas	
			EVO = All 4.7l Gas	

AR = Use as required - = Non illustrated part # = New this model year

Rear Hitch  
Figure 013-620

ITEM	PART NUMBER	QTY	LINE	SERIES	BODY	ENGINE	TRANS	TRIM	DESCRIPTION
1	8220 6837	1	J, T	H, P	74				RECEIVER KIT, Trailer Tow
2	6101 102	8							BOLT, Hex Head, M12x1.75x45
3	6503 571	4							SCREW AND WASHER, M10x1.50x35
-4	52059 238AA	1							BRACE, Tow Hook



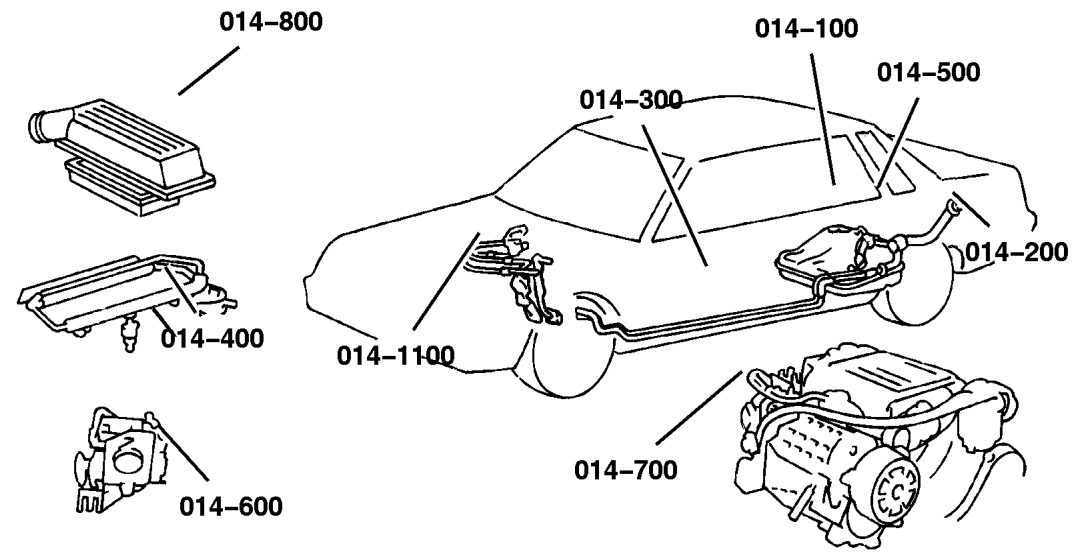
<b>JEEP GRAND CHEROKEE (WJ)</b>				
SERIES	LINE	BODY	ENGINE	TRANSMISSION
H = Laredo	J = 4WD	74 = 4 Door	ERH = 4.0L, Power Tech I-6	DGK = 4 Speed Auto, 42RE
M = Sport	T = 2WD		EVA = 4.7L Power Tech V8	DGQ = 5 Speed Auto, 45RFE
P = Limited			EVC = 4.7L HO V8 MPI	DG0 = All Automatic Trans
S = Overland			ER0 = All 4.0L 6 Cyl Gas	
			EVO = All 4.7l Gas	

AR = Use as required - = Non illustrated part # = New this model year

October 1, 2003

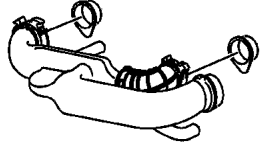
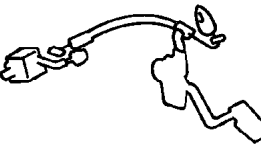

# Group – 014

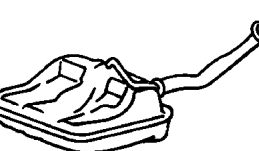
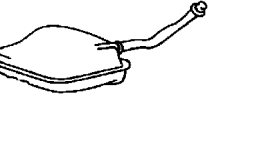


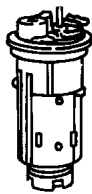

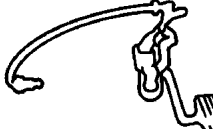
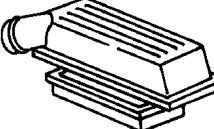
## Fuel



# Group – 014

## Fuel

<p><b>014-900</b> Air Intake System</p> 	<p><b>014-1000</b> Speed Control</p> 	<p><b>014-1100</b> Accelerator Pedal</p> 	
---	--	--	--

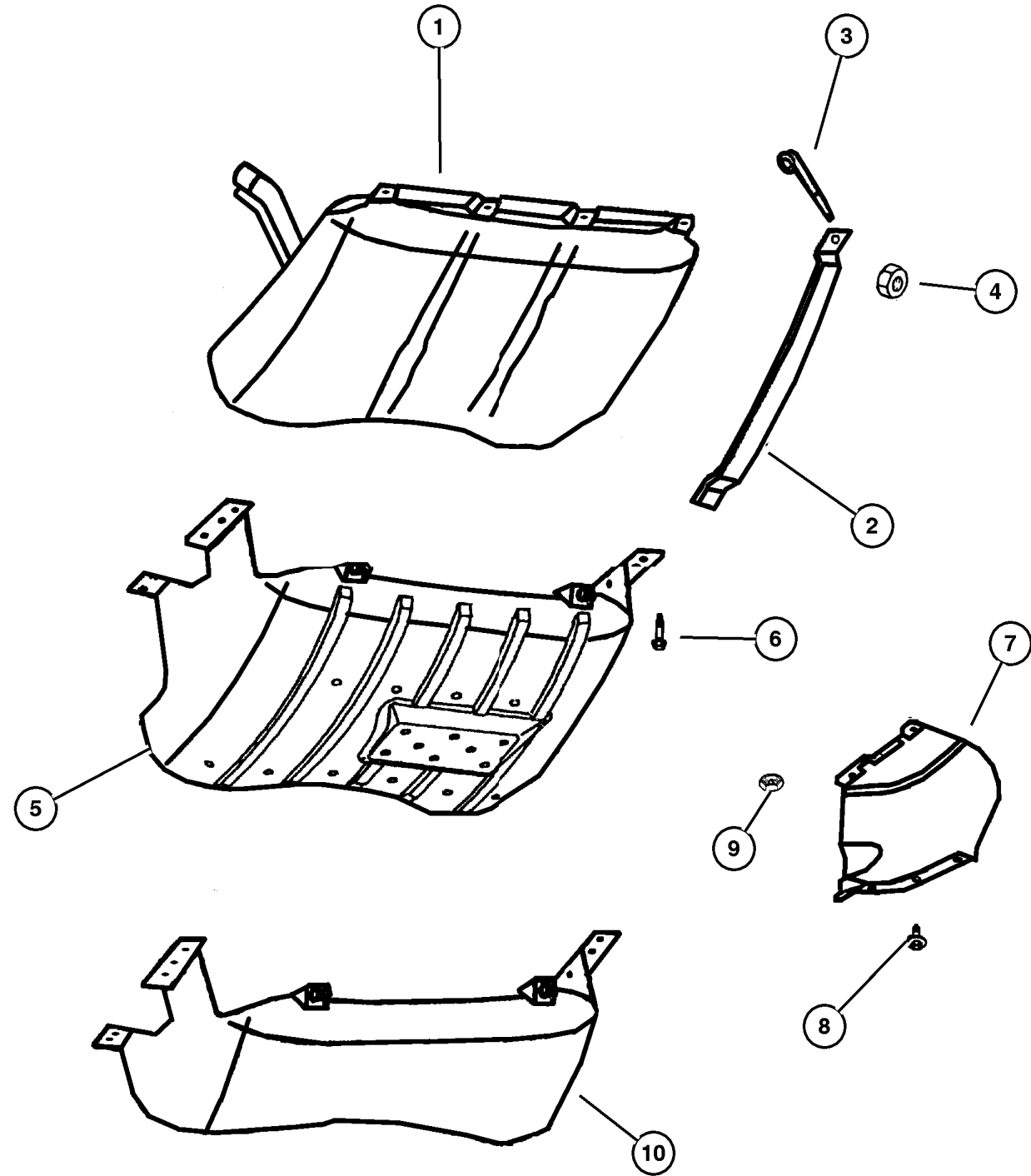
<p><b>014-100</b> Tank, Fuel</p> 	<p><b>014-200</b> Fuel Tank Filler Tube</p> 	<p><b>014-300</b> Fuel Lines</p> 	<p><b>014-400</b> Fuel Rail</p> 
<p><b>014-500</b> Fuel Pump and Sending Unit</p> 	<p><b>014-600</b> Throttle Body</p> 	<p><b>014-700</b> Throttle Controls</p> 	<p><b>014-800</b> Air Cleaner</p> 

---

## GROUP 14 - Fuel

Illustration Title	Group-Fig. No.
<b>Tank, Fuel</b>	
Fuel Tank, 4.0 [ERH], 4.7 [EVA, EVC] .....	Fig. 014-110
<b>Fuel Tank Filler Tube</b>	
Fuel Tank Filler Tube, 4.0 [ERH], 4.7 [EVA, EVC] .....	Fig. 014-210
<b>Fuel Lines</b>	
Fuel Lines, Front, 4.0 [ERH] .....	Fig. 014-310
Fuel Lines, Rear, 4.0 [ERH] .....	Fig. 014-320
Fuel Lines, Front, 4.7 [EVA, EVC] .....	Fig. 014-330
Fuel Lines, Rear, 4.7 [EVA, EVC] .....	Fig. 014-340
<b>Fuel Rail</b>	
Fuel Rail, 4.0 [ERH], 4.7 [EVA, EVC] .....	Fig. 014-410
<b>Fuel Pump and Sending Unit</b>	
Fuel Pump and Sending Unit, 4.0 [ERH], 4.7 [EVA, EVC] .....	Fig. 014-510
<b>Throttle Body</b>	
Throttle Body, 4.0 [ERH], 4.7 [EVA, EVC] .....	Fig. 014-610
<b>Throttle Controls</b>	
Throttle Controls, 4.0 [ERH] .....	Fig. 014-710
Throttle Controls, 4.7 [EVA, EVC] .....	Fig. 014-720
<b>Air Cleaner</b>	
Air Cleaner, 4.0 [ERH] .....	Fig. 014-810
Air Cleaner, 4.7 [EVA, EVC] .....	Fig. 014-820
<b>Air Intake System</b>	
Air Intake System, 4.0L [ERH], 4.7L [EVA] .....	Fig. 014-910
<b>Speed Control</b>	
Speed Control, 4.0 [ERH], 4.7 [EVA, EVC] .....	Fig. 014-1010
<b>Accelerator Pedal</b>	
Accelerator Pedal, 4.0 [ERH], 4.7 [EVA, EVC] .....	Fig. 014-1110
Pedal Brake, Power Adjustable .....	Fig. 014-1120

Fuel Tank, 4.0 [ERH], 4.7 [EVA, EVC]  
Figure 014-110



ITEM	PART NUMBER	QTY	LINE	SERIES	BODY	ENGINE	TRANS	TRIM	DESCRIPTION
Note; Sales Codes									
[XEE]= Fuel Tank Skid Plate									
1	52100 427AG	1							TANK, Fuel
2	52080 141AB	1							STRAP, Fuel Tank Front Left
	52080 143AA	1							Rear Strap Without/Hitch
	52080 142AA	1							Rear With With AHT
	5210 0216	2							With NFP+ XEE
3	6504 171	2							SCREW, Hex Flange Head, M8x1. 25x32
4	6100 517	2							NUT, Hex Flange Lock
5	52100 376AG	1							SKID PLATE, Fuel Tank
6	6101 102	8							BOLT, Hex Head, M12x1.75x45
7	55136 160AE	1							SHIELD, Fuel Tank
8	3420 1631	6							RIVET, M6.25x28 Black
9									NUT, Heat Shield Attach, (NOT SERVICED) (Not Serviced)
10									GUARD, Brush, Fuel Tank, Serviced in Item#5, (NOT SERVICED) (Not Serviced)

JEEP GRAND CHEROKEE (WJ)

SERIES	LINE	BODY	ENGINE	TRANSMISSION
H = Laredo	J = 4WD	74 = 4 Door	ERH = 4.0L, Power Tech I-6	DGK = 4 Speed Auto, 42RE
M = Sport	T = 2WD		EVA = 4.7L Power Tech V8	DGQ = 5 Speed Auto, 45RFE
P = Limited			EVC = 4.7L HO V8 MPI	DG0 = All Automatic Trans
S = Overland			ER0 = All 4.0L 6 Cyl Gas	
			EVO = All 4.7l Gas	

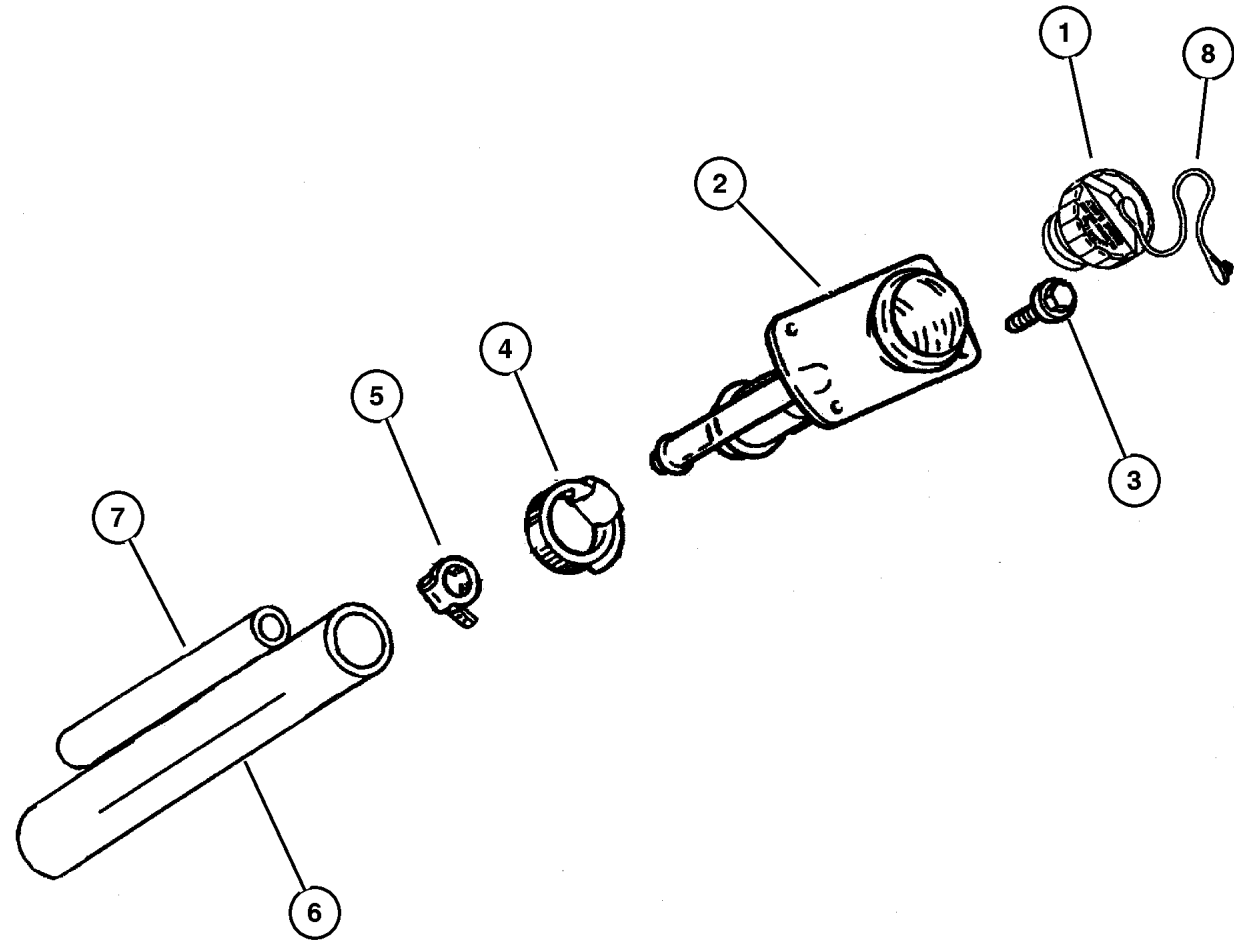
AR = Use as required - = Non illustrated part # = New this model year

October 1, 2003



Fuel Tank Filler Tube, 4.0 [ERH], 4.7 [EVA, EVC]  
Figure 014-210

ITEM	PART NUMBER	QTY	LINE	SERIES	BODY	ENGINE	TRANS	TRIM	DESCRIPTION
Note; Sales Codes									
[ER0]= All 4.0L, 6 Cylinder Gas Engines									
[EV0]= All 4.7L V-8 Gas Engines									
1	52102 464AA	1							CAP, Fuel Filler
2	52100 830AC	1				ER0, EVO			TUBE, Fuel Filler
3	0154 236	3							SCREW, Stake, .19-24
4									CLAMP, Hose, (NOT SERVICED) (Not Serviced)
5	6505 322AA	1							CLAMP, Hose
6	52100 506AC	1							HOSE, Fuel Filler
7									HOSE, Fuel Tank Vent, (NOT SERVICED) (Not Serviced)
8	4682 676	1							TETHER, Fuel Filler Cap



JEEP GRAND CHEROKEE (WJ)				
SERIES	LINE	BODY	ENGINE	TRANSMISSION
H = Laredo	J = 4WD	74 = 4 Door	ERH = 4.0L, Power Tech I-6	DGK = 4 Speed Auto, 42RE
M = Sport	T = 2WD		EVA = 4.7L Power Tech V8	DGQ = 5 Speed Auto, 45RFE
P = Limited			EVC = 4.7L HO V8 MPI	DG0 = All Automatic Trans
S = Overland			ER0 = All 4.0L 6 Cyl Gas	
			EV0 = All 4.7L Gas	

AR = Use as required - = Non illustrated part # = New this model year

October 1, 2003

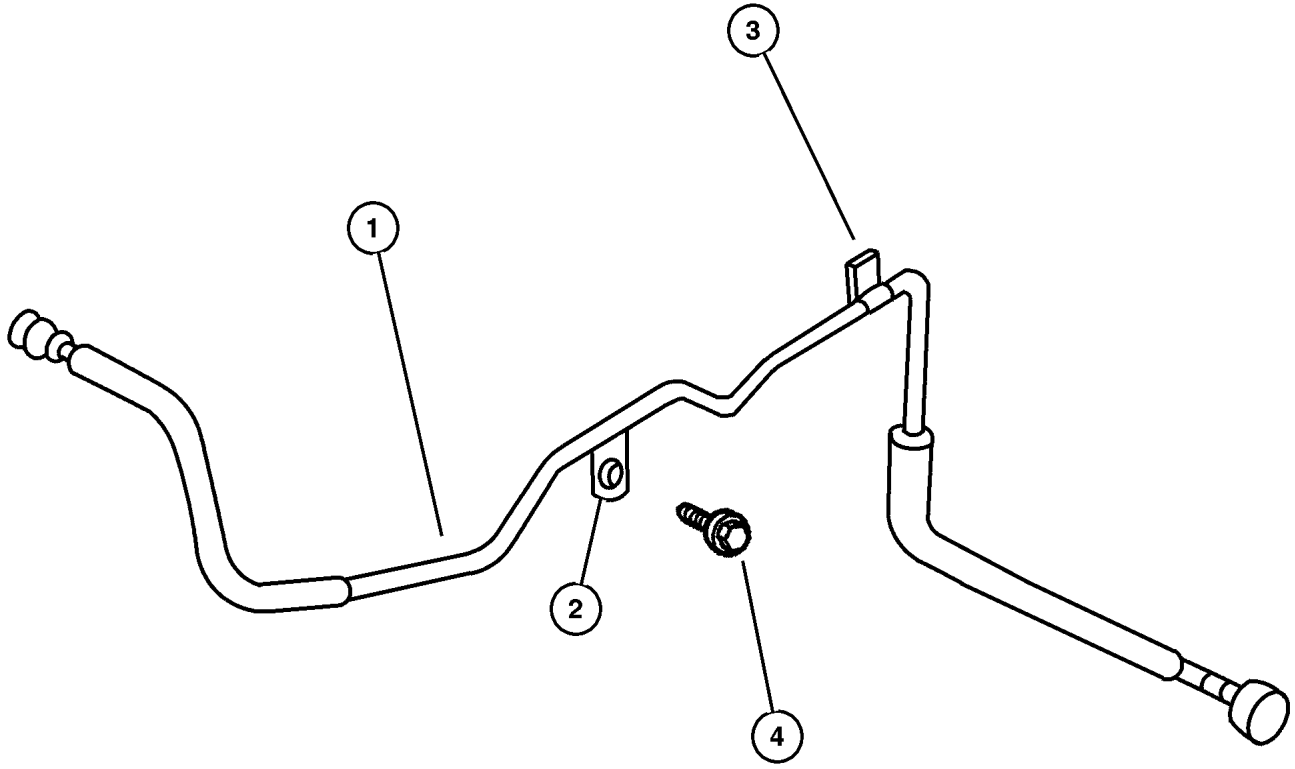
**Fuel Lines, Front, 4.0 [ERH]  
Figure 014-310**

ITEM	PART NUMBER	QTY	LINE	SERIES	BODY	ENGINE	TRANS	TRIM	DESCRIPTION
------	-------------	-----	------	--------	------	--------	-------	------	-------------

Note; Sales Codes

[ER0]= All 4.0L Gas Engines

1	52100 041AI	1				ER0			BUNDLE, Fuel Line
2	52100 415AB	1				ER0			BRACKET, Fuel Line
3	52100 482AA	1				ER0			BRACKET, Fuel Line
4	6501 979	1							SCREW AND WASHER, Hex Head, M6x1x17



**JEEP GRAND CHEROKEE (WJ)**

SERIES	LINE	BODY	ENGINE	TRANSMISSION
H = Laredo	J = 4WD	74 = 4 Door	ERH = 4.0L, Power Tech I-6	DGK = 4 Speed Auto, 42RE
M = Sport	T = 2WD		EVA = 4.7L Power Tech V8	DGQ = 5 Speed Auto, 45RFE
P = Limited			EVC = 4.7L HO V8 MPI	DG0 = All Automatic Trans
S = Overland			ER0 = All 4.0L 6 Cyl Gas	
			EVO = All 4.7L Gas	

AR = Use as required - = Non illustrated part # = New this model year

October 1, 2003

Fuel Lines, Rear, 4.0 [ERH]  
Figure 014-320

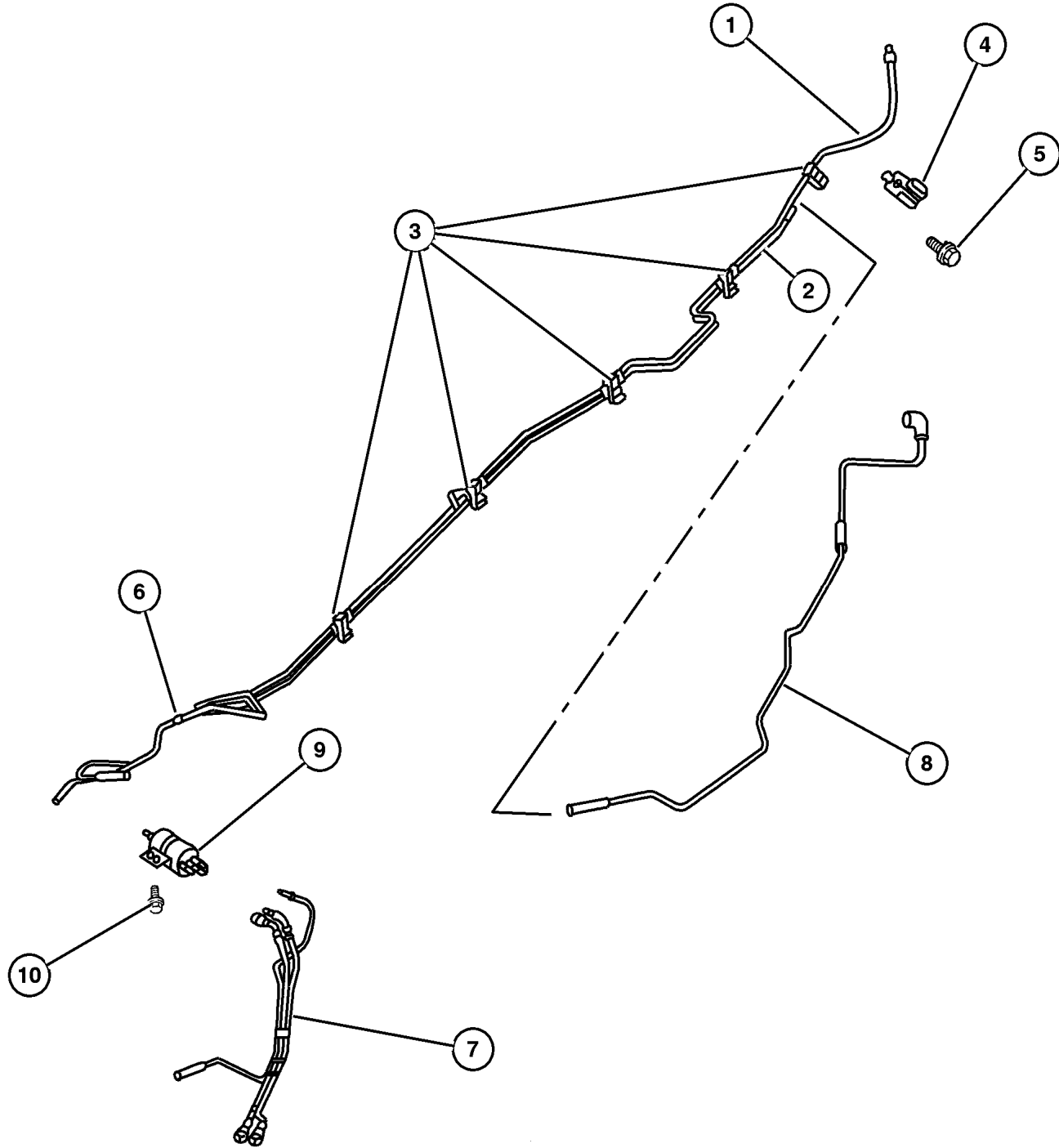
ITEM	PART NUMBER	QTY	LINE	SERIES	BODY	ENGINE	TRANS	TRIM	DESCRIPTION
------	-------------	-----	------	--------	------	--------	-------	------	-------------

Note; Sales Codes

[ER0]= All 4.0L, 6 Cylinder Gas Engines

[EV0]= All 4.7L V-8 Gas Engines

1	5073 516AA	1				ER0, EV0			TUBE, Fuel Supply
2	5073 517AA	1				ER0, EV0			TUBE, Vacuum
3	5073 519AA	6				ER0, EV0			CLIP, Fuel Bundle
4	5073 520AA	1				ER0, EV0			CLIP, Fuel Bundle
5	6102 132AA	1				ER0, EV0			SCREW, Hex Head, M6x1x20
6	5073 521AA	1				ER0, EV0			CLIP, Fuel Bundle
7	52100 429AA	1							TUBE, Fuel
8	5073 518AA	1				ER0, EV0			TUBE, Fuel Vapor
9	52100 283AE	1				ER0, EV0			FILTER AND REGULATOR, Fuel
10	6102 132AA	1				ER0, EV0			SCREW, Hex Head, M6x1x20



JEEP GRAND CHEROKEE (WJ)

SERIES	LINE	BODY	ENGINE	TRANSMISSION
H = Laredo	J = 4WD	74 = 4 Door	ERH = 4.0L, Power Tech I-6	DGK = 4 Speed Auto, 42RE
M = Sport	T = 2WD		EVA = 4.7L Power Tech V8	DGQ = 5 Speed Auto, 45RFE
P = Limited			EVC = 4.7L HO V8 MPI	DG0 = All Automatic Trans
S = Overland			ER0 = All 4.0L 6 Cyl Gas	
			EV0 = All 4.7L Gas	

AR = Use as required - = Non illustrated part # = New this model year

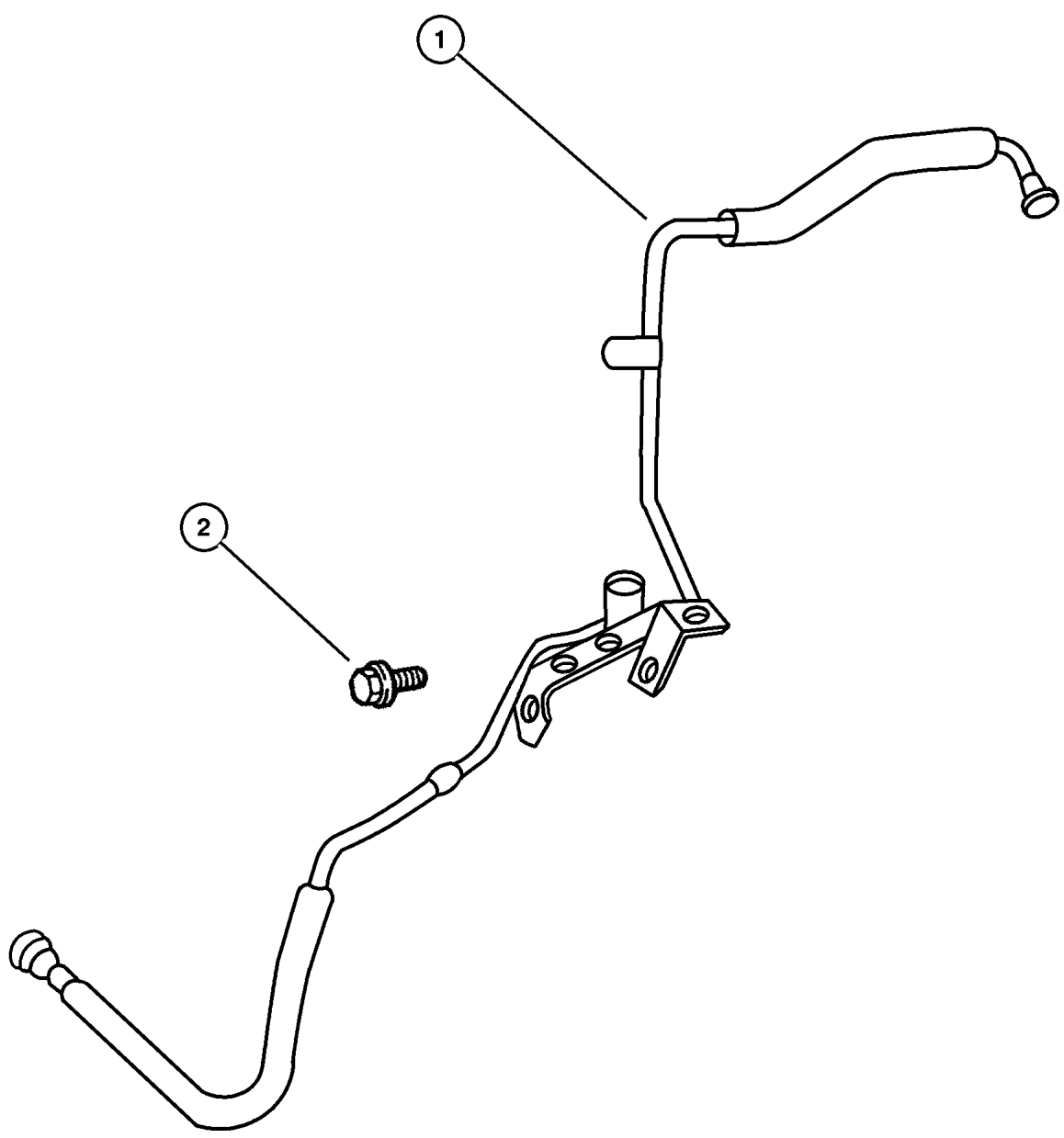
October 1, 2003

Fuel Lines, Front, 4.7 [EVA, EVC]  
Figure 014-330

ITEM	PART NUMBER	QTY	LINE	SERIES	BODY	ENGINE	TRANS	TRIM	DESCRIPTION
------	-------------	-----	------	--------	------	--------	-------	------	-------------

Note; Sales Codes  
[EV0]= All 4.7L V-8 Gas Engines

1	52100 043AG	1				EVO			BUNDLE, Fuel Line
2									SCREW, (NOT SERVICED) (Not Serviced)



**JEEP GRAND CHEROKEE (WJ)**

SERIES	LINE	BODY	ENGINE	TRANSMISSION
H = Laredo	J = 4WD	74 = 4 Door	ERH = 4.0L, Power Tech I-6	DGK = 4 Speed Auto, 42RE
M = Sport	T = 2WD		EVA = 4.7L Power Tech V8	DGQ = 5 Speed Auto, 45RFE
P = Limited			EVC = 4.7L HO V8 MPI	DG0 = All Automatic Trans
S = Overland			ER0 = All 4.0L 6 Cyl Gas	
			EV0 = All 4.7l Gas	

AR = Use as required - = Non illustrated part # = New this model year October 1, 2003

Fuel Lines, Rear, 4.7 [EVA, EVC]  
Figure 014-340

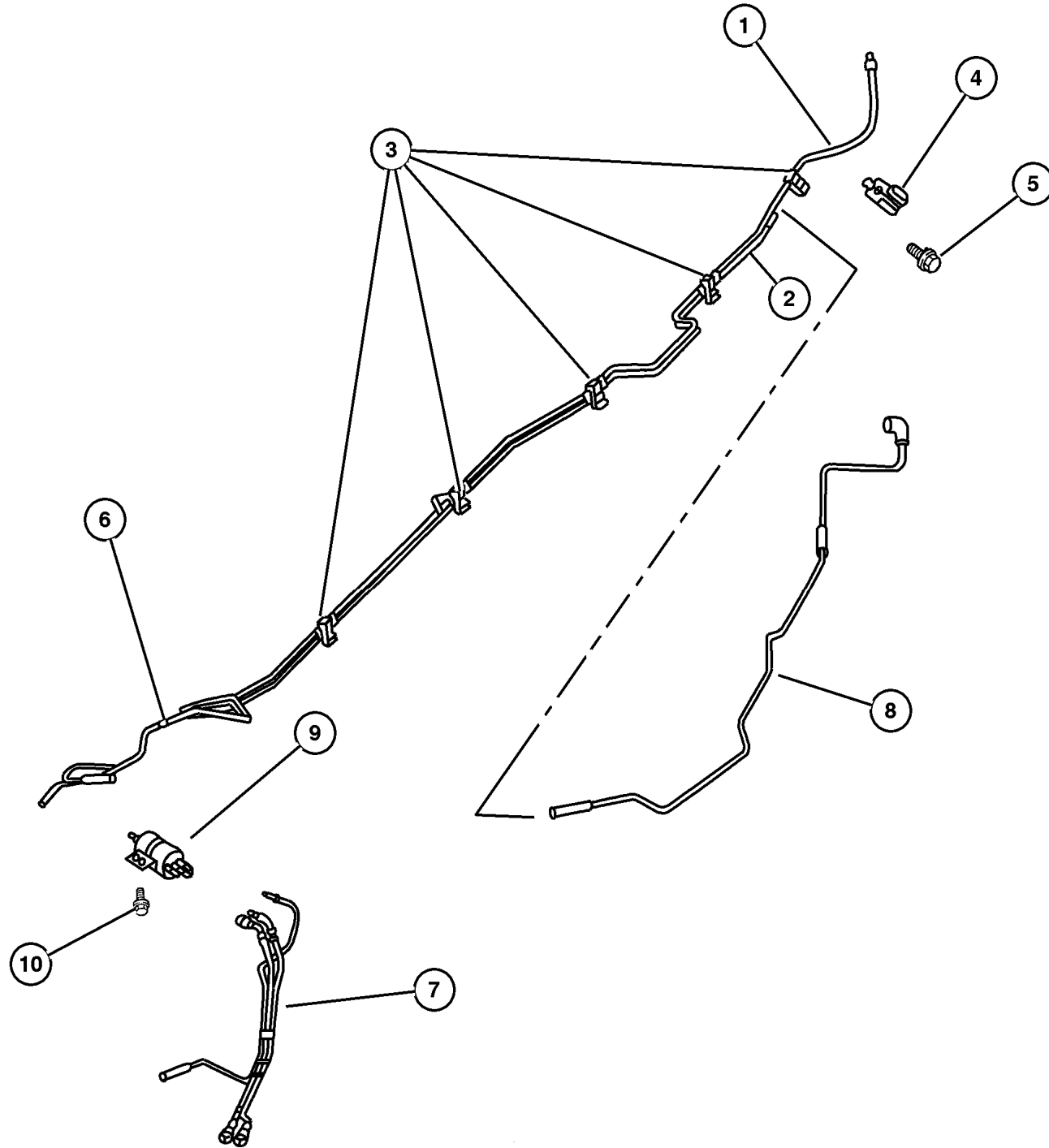
ITEM	PART NUMBER	QTY	LINE	SERIES	BODY	ENGINE	TRANS	TRIM	DESCRIPTION
------	-------------	-----	------	--------	------	--------	-------	------	-------------

Note; Sales Codes

[ER0]= All 4.0L, 6 Cylinder Gas Engines

[EV0]= All 4.7L V-8 Gas Engines

1	5073 516AA	1				ER0, EV0			TUBE, Fuel Supply
2	5073 517AA	1				ER0, EV0			TUBE, Vacuum
3	5073 519AA	6				ER0, EV0			CLIP, Fuel Bundle
4	5073 520AA	1				ER0, EV0			CLIP, Fuel Bundle
5	6102 132AA	6							SCREW, Hex Head, M6x1x20
6	5073 521AA	1				ER0, EV0			CLIP, Fuel Bundle
7	52100 429AA	1							TUBE, Fuel
8	5073 518AA	1				ER0, EV0			TUBE, Fuel Vapor
9	52100 283AF	1				ER0, EV0			FILTER AND REGULATOR, Fuel
10	6102 132AA	2							SCREW, Hex Head, M6x1x20



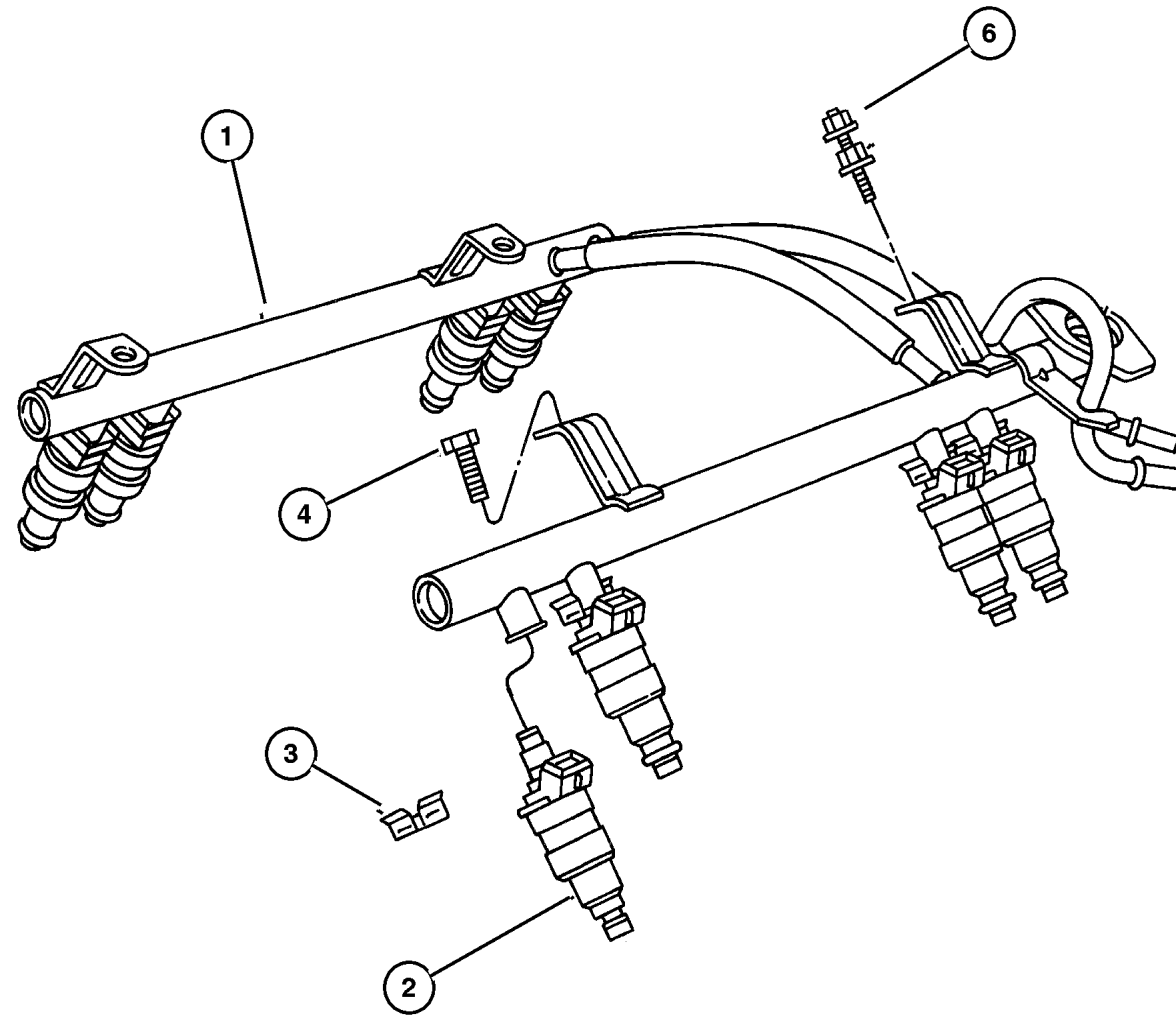
JEEP GRAND CHEROKEE (WJ)

SERIES	LINE	BODY	ENGINE	TRANSMISSION
H = Laredo	J = 4WD	74 = 4 Door	ERH = 4.0L, Power Tech I-6	DGK = 4 Speed Auto, 42RE
M = Sport	T = 2WD		EVA = 4.7L Power Tech V8	DGQ = 5 Speed Auto, 45RFE
P = Limited			EVC = 4.7L HO V8 MPI	DG0 = All Automatic Trans
S = Overland			ER0 = All 4.0L 6 Cyl Gas	
			EV0 = All 4.7L Gas	

AR = Use as required - = Non illustrated part # = New this model year

October 1, 2003

Fuel Rail, 4.0 [ERH], 4.7 [EVA, EVC]  
Figure 014-410



ITEM	PART NUMBER	QTY	LINE	SERIES	BODY	ENGINE	TRANS	TRIM	DESCRIPTION
Note; Sales Codes									
{ER0}= All 4.0L, 6 Cylinder Gas Engines									
{EV0}= All 4.7L V-8 Gas Engines									
1	5014 496AB	1				ER0			RAIL, Fuel
	53030 848AC	1				EV0			
2	4854 181	6				ER0			INJECTOR, Fuel
	53032 145AA	8				EV0			
3	4418 257AB	6				ER0			CLIP, Fuel Injector
		8				EV0			
4	6501 979	2				ER0			SCREW AND WASHER, Hex Head, M6x1x17
-5	6505 504AA	4				EV0			SCREW
6	6502 647	2				ER0			STUD, M6x1.00x44

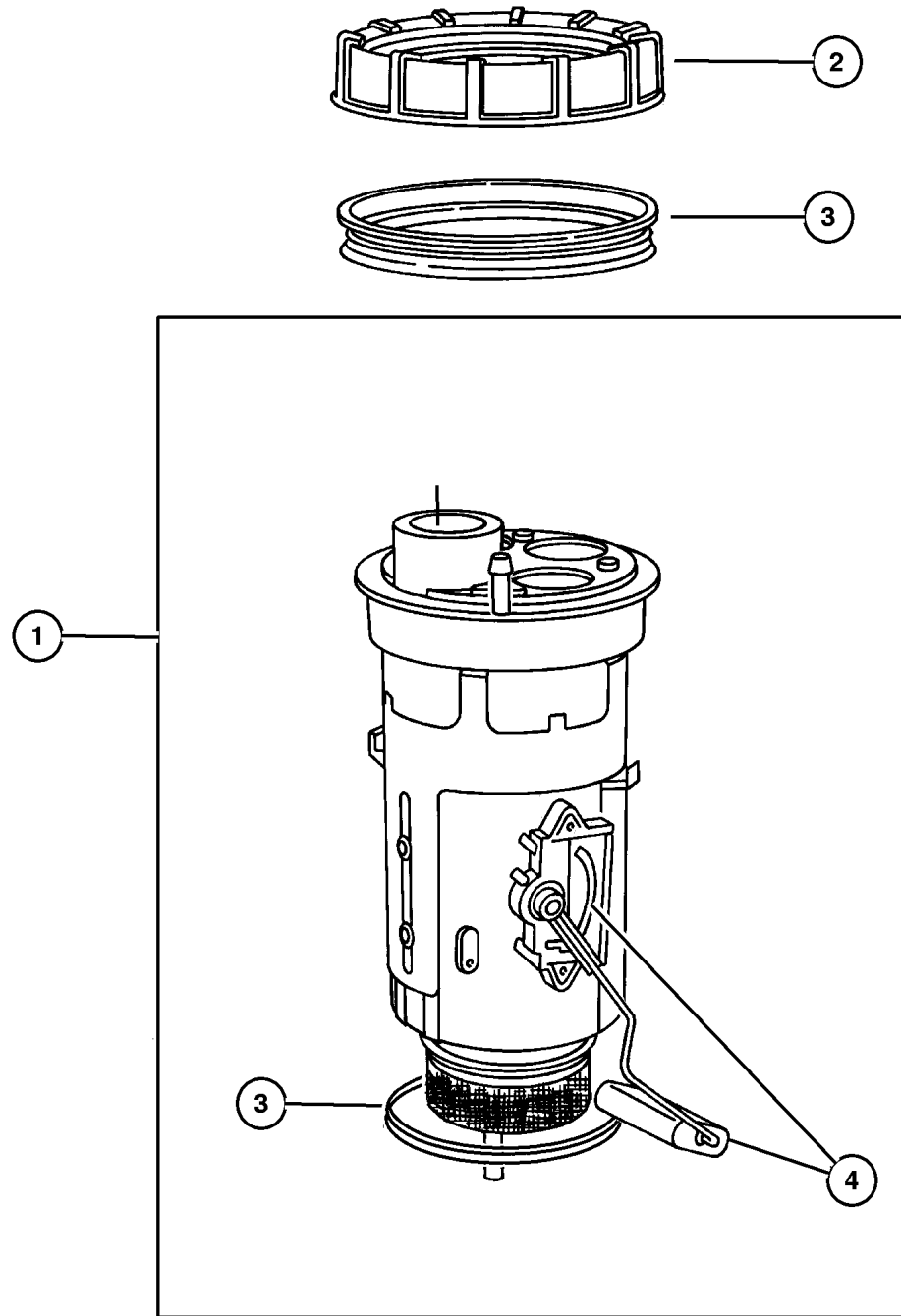
JEEP GRAND CHEROKEE (WJ)

SERIES	LINE	BODY	ENGINE	TRANSMISSION
H = Laredo	J = 4WD	74 = 4 Door	ERH = 4.0L, Power Tech I-6	DGK = 4 Speed Auto, 42RE
M = Sport	T = 2WD		EVA = 4.7L Power Tech V8	DGQ = 5 Speed Auto, 45RFE
P = Limited			EVC = 4.7L HO V8 MPI	DG0 = All Automatic Trans
S = Overland			ER0 = All 4.0L 6 Cyl Gas	
			EV0 = All 4.7L Gas	

AR = Use as required - = Non illustrated part # = New this model year

October 1, 2003

Fuel Pump and Sending Unit, 4.0 [ERH], 4.7 [EVA, EVC]  
 Figure 014-510



ITEM	PART NUMBER	QTY	LINE	SERIES	BODY	ENGINE	TRANS	TRIM	DESCRIPTION
1	#5093 804AA	1							MODULE PACKAGE, Fuel Pump/ Level Unit
2	5200 5389	1							NUT, Fuel Pump Module
3	5201 8808	1							SEAL, Fuel Pump and Level Unit
4	5018 057AA	1							LEVEL UNIT PACKAGE, Fuel
-5									VALVE, Fuel Control, [Service with tank], (NOT SERVICED) (Not Serviced)
-6									RETAINER, [Service with tank], (NOT SERVICED) (Not Serviced)

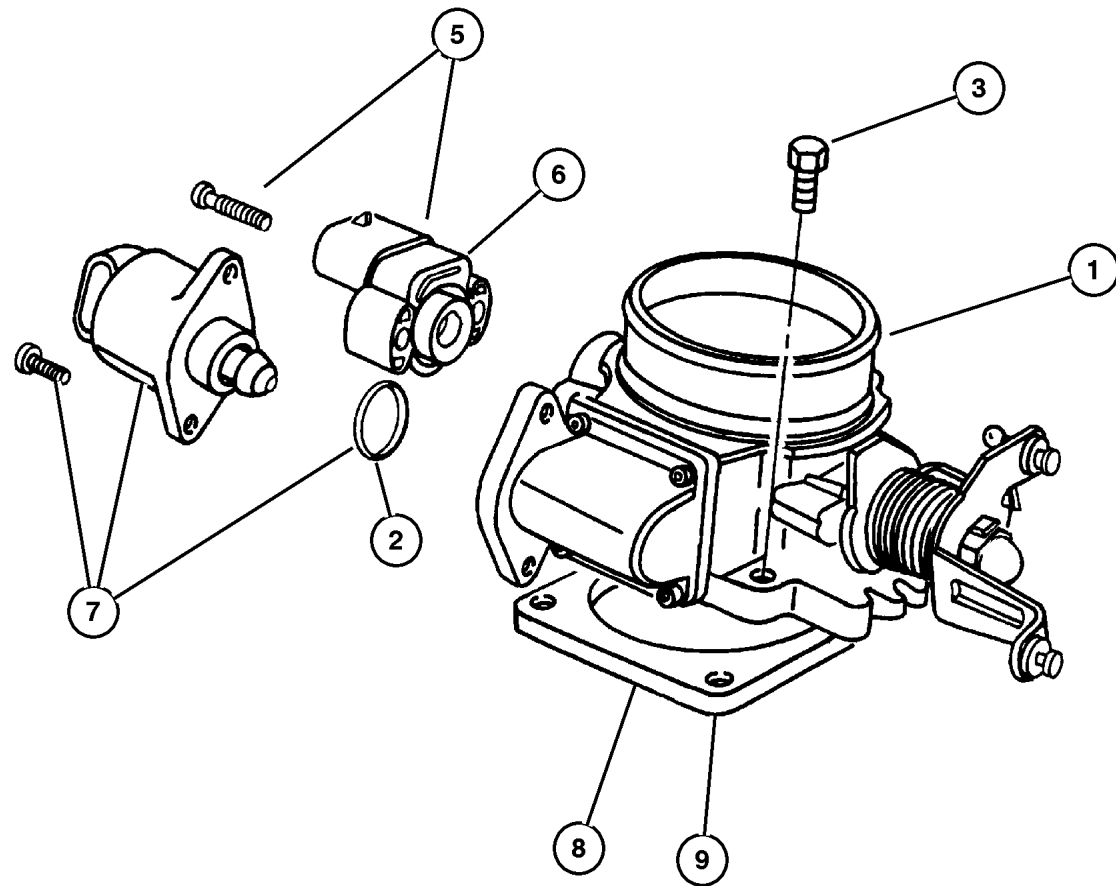
JEEP GRAND CHEROKEE (WJ)

SERIES	LINE	BODY	ENGINE	TRANSMISSION
H = Laredo	J = 4WD	74 = 4 Door	ERH = 4.0L, Power Tech I-6	DGK = 4 Speed Auto, 42RE
M = Sport	T = 2WD		EVA = 4.7L Power Tech V8	DGQ = 5 Speed Auto, 45RFE
P = Limited			EVC = 4.7L HO V8 MPI	DG0 = All Automatic Trans
S = Overland			ER0 = All 4.0L 6 Cyl Gas	
			EVO = All 4.7I Gas	

AR = Use as required - = Non illustrated part # = New this model year

October 1, 2003

**Throttle Body, 4.0 [ERH], 4.7 [EVA, EVC]  
Figure 014-610**



ITEM	PART NUMBER	QTY	LINE	SERIES	BODY	ENGINE	TRANS	TRIM	DESCRIPTION
Note; Sales Codes									
[ER0]= All 4.0L, 6 Cylinder Gas Engines									
[EVA]= 4.7L Power Tech V-8									
[EVC]= 4.7L Power Tech High Output V-8									
[EV0]= All 4.7L Gas Engines									
1									THROTTLE BODY
	53013 290AA	1				ER0			
	53013 163AD	1				EV0			
2	8350 3642	2				EV0			O RING, Throttle Body
3	6503 929	4				ER0			SCREW AND WASHER, Coned Pilot, M6x1x30
-4									SCREW, M6x1x40
	6505 034AA	10				EVA			
		10				EVC			
5	5019 411AB	1				ER0			SENSOR, Throttle Position
6	5017 479AA	1				EV0			SENSOR KIT, Throttle Position
7									MOTOR, Air Idle Speed
	4874 373AB	1				ER0			
	5303 0840	1				EV0			
8	5300 7543	1				ER0			GASKET, Throttle Body
9	53030 952AB	1				EV0			GASKET, Throttle Body To Intake

**JEEP GRAND CHEROKEE (WJ)**

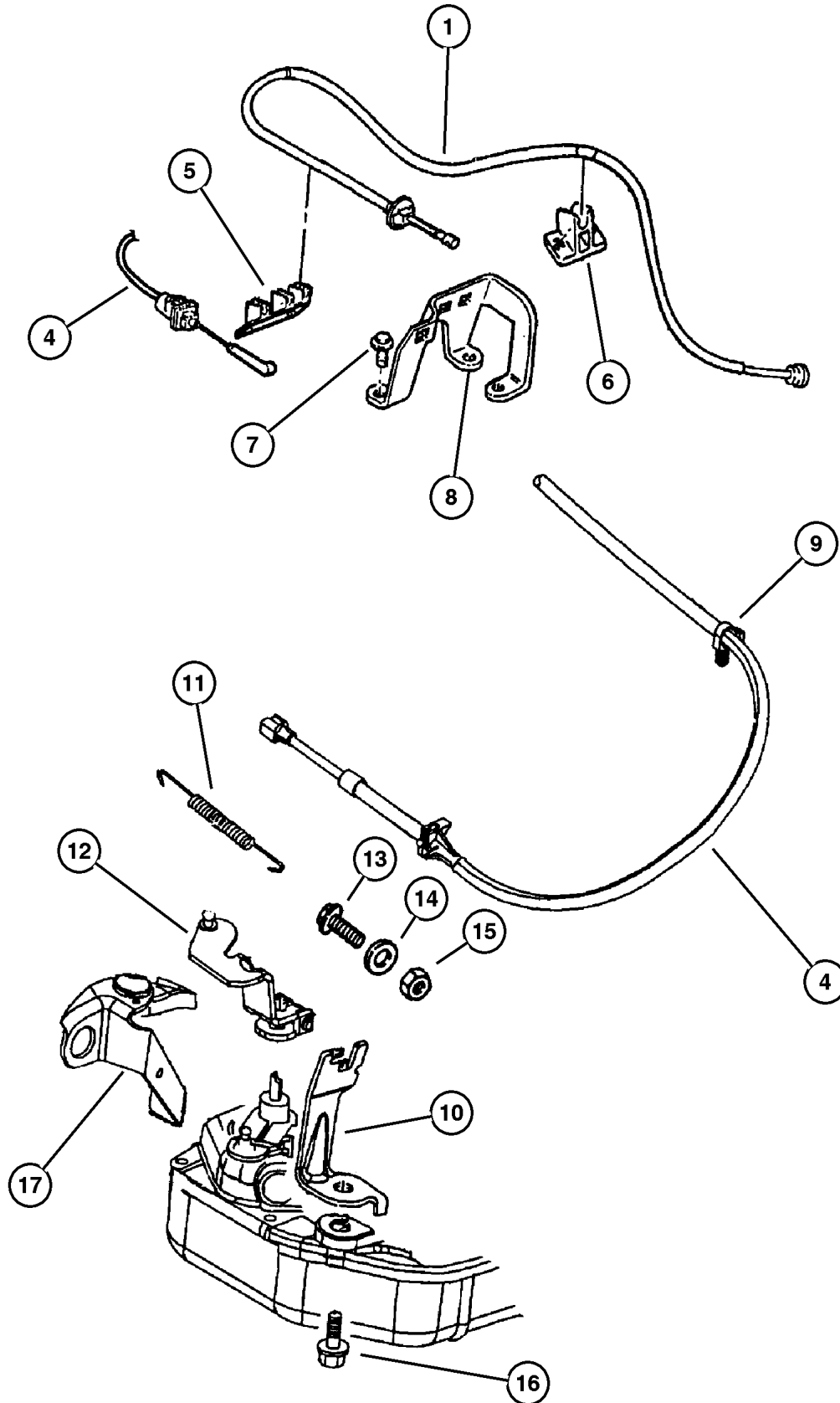
SERIES	LINE	BODY	ENGINE	TRANSMISSION
H = Laredo	J = 4WD	74 = 4 Door	ERH = 4.0L, Power Tech I-6	DGK = 4 Speed Auto, 42RE
M = Sport	T = 2WD		EVA = 4.7L Power Tech V8	DGQ = 5 Speed Auto, 45RFE
P = Limited			EVC = 4.7L HO V8 MPI	DG0 = All Automatic Trans
S = Overland			ER0 = All 4.0L 6 Cyl Gas	
			EV0 = All 4.7L Gas	

AR = Use as required - = Non illustrated part # = New this model year

October 1, 2003



## Throttle Controls, 4.0 [ERH] Figure 014-710



ITEM	PART NUMBER	QTY	LINE	SERIES	BODY	ENGINE	TRANS	TRIM	DESCRIPTION
Note; Sales Codes									
[DGK]= Speed Automatic Transmission 42RE									
[ER0]= All 4.0L, 6 Cylinder Gas Engines									
1	4854 150AB	1				ER0			CABLE, Accelerator
-2	53013 682AA	AR	J						CLIP
-3	53013 681AA	AR	J						CLIP, Locking
4	52104 284AB	1					DGK		CABLE, Throttle Valve
5	5207 9029	1				ER0			GUIDE, Accelerator Cable
6	5207 8987	1				ER0			GUIDE, Accelerator Cable
7	6501 979	2				ER0			SCREW AND WASHER, Hex Head, M6x1x17
8	53013 160AA	1				ER0			BRACKET, Accelerator Cable
9									CLIP, (NOT SERVICED) (Not Serviced)
10	5207 8867	1				ER0			BRACKET, Cable
11	5300 9055	1					DGK		SPRING, Throttle Valve Return
12	52078 723AC	1				ER0			LEVER, Throttle Valve
13	0181 065	1				ER0			BOLT, Hex Head, .25-20x1.00
14	0138 165	1				ER0			WASHER, Lock
15	J012 0375	1				ER0			NUT, Hex, .250-20
16									BOLT, Hex Head, .375-16x1.00, (NOT SERVICED) (Not Serviced)
17	#52104 057AC	1					DGK		BRACKET, Shift Cable

### JEEP GRAND CHEROKEE (WJ)

SERIES	LINE	BODY	ENGINE	TRANSMISSION
H = Laredo	J = 4WD	74 = 4 Door	ERH = 4.0L, Power Tech I-6	DGK = 4 Speed Auto, 42RE
M = Sport	T = 2WD		EVA = 4.7L Power Tech V8	DGQ = 5 Speed Auto, 45RFE
P = Limited			EVC = 4.7L HO V8 MPI	DG0 = All Automatic Trans
S = Overland			ER0 = All 4.0L 6 Cyl Gas	
			EVO = All 4.7L Gas	

AR = Use as required - = Non illustrated part # = New this model year

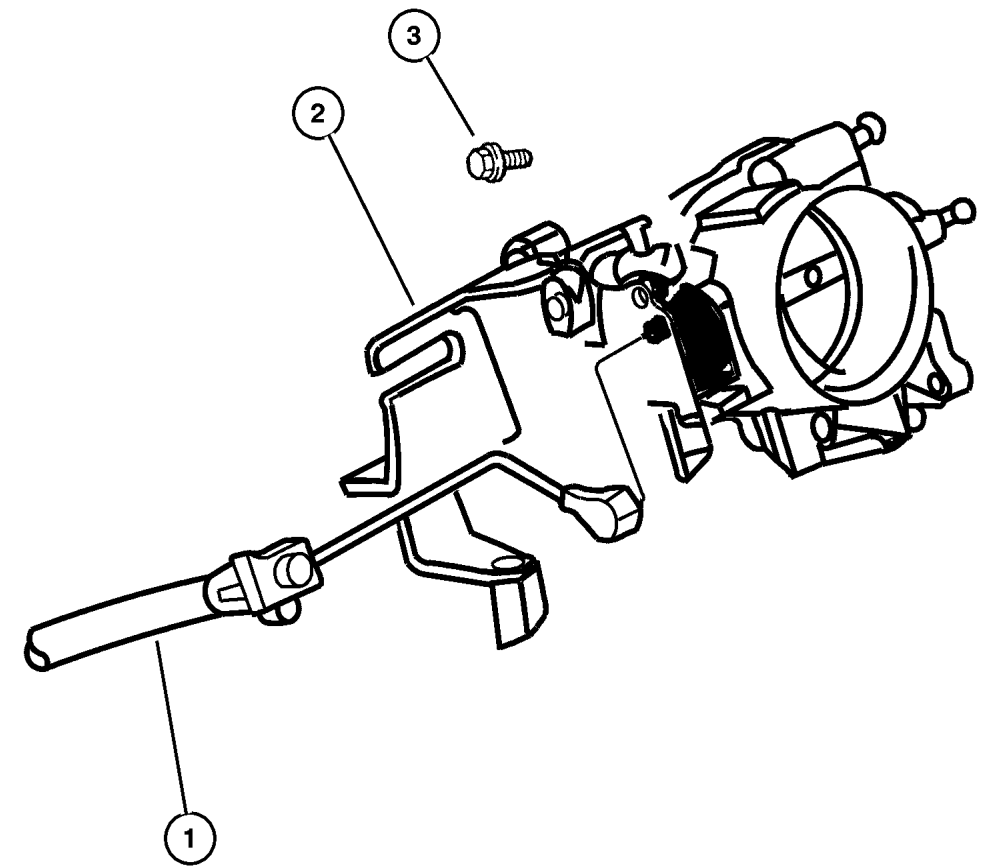
October 1, 2003

**Throttle Controls, 4.7 [EVA, EVC]  
Figure 014-720**

ITEM	PART NUMBER	QTY	LINE	SERIES	BODY	ENGINE	TRANS	TRIM	DESCRIPTION
------	-------------	-----	------	--------	------	--------	-------	------	-------------

Note; Sales Codes  
 [EVA]= 4.7L Power Tech V-8  
 [EVC]= 4.7L Power Tech High Output V-8  
 [EV0]= All 4.7L Gas Engines

1	4854 061AD	1				EV0			CABLE, Accelerator
2	53013 160AA	1				ER0			BRACKET, Accelerator Cable
3									SCREW, M6X1.00X16.00, (NOT SERVICED) (Not Serviced)
-4	53013 682AA	AR	J						CLIP
-5	53013 681AA	AR	J						CLIP, Locking

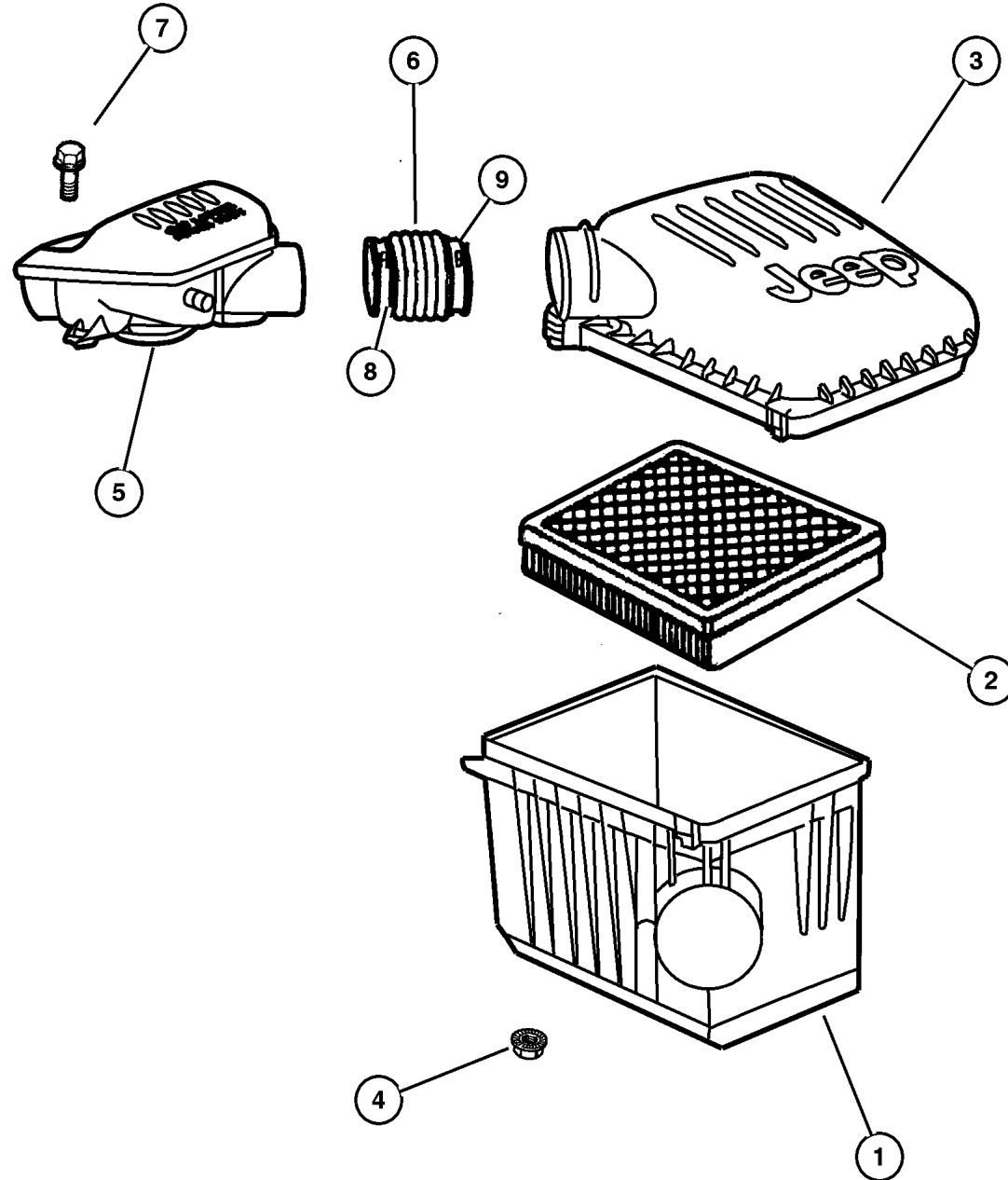


JEEP GRAND CHEROKEE (WJ)				
SERIES	LINE	BODY	ENGINE	TRANSMISSION
H = Laredo	J = 4WD	74 = 4 Door	ERH = 4.0L, Power Tech I-6	DGK = 4 Speed Auto, 42RE
M = Sport	T = 2WD		EVA = 4.7L Power Tech V8	DGQ = 5 Speed Auto, 45RFE
P = Limited			EVC = 4.7L HO V8 MPI	DG0 = All Automatic Trans
S = Overland			ER0 = All 4.0L 6 Cyl Gas	
			EV0 = All 4.7L Gas	

AR = Use as required - = Non illustrated part # = New this model year

October 1, 2003

**Air Cleaner, 4.0 [ERH]  
Figure 014-810**



ITEM	PART NUMBER	QTY	LINE	SERIES	BODY	ENGINE	TRANS	TRIM	DESCRIPTION
Note; Sales Codes									
[ER0]= All 4.0L Gas Engines									
1	5013 462AA	1				ER0			BODY, Air Cleaner
2	5300 7386	1				ER0			FILTER, Air
3	5013 461AA	1				ER0			COVER, Air Cleaner
4									NUT, M8x1.25, (NOT SERVICED) (Not Serviced)
5	4854 013	1				ER0			RESONATOR, Air Cleaner
6	4854 014	1				ER0			HOSE, Air Cleaner
7	6504 041	1				ER0			SCREW AND WASHER, Hex Head, M6x1x30
8	5013 834AA	1				ER0			CLAMP, Air Cleaner Duct
9	5013 836AA	1				ER0			CLAMP, Air Cleaner Duct

**JEEP GRAND CHEROKEE (WJ)**

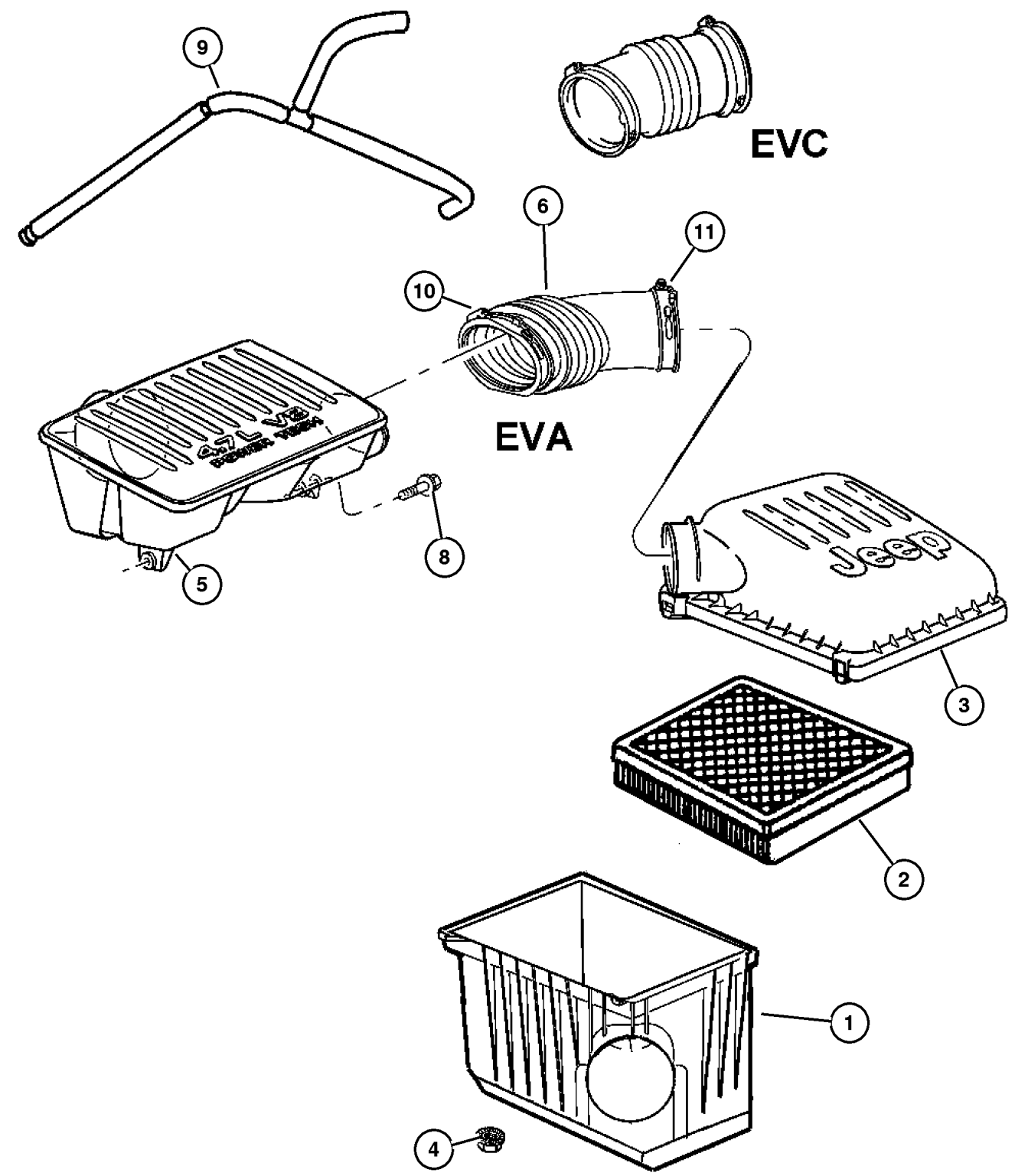
SERIES	LINE	BODY	ENGINE	TRANSMISSION
H = Laredo	J = 4WD	74 = 4 Door	ERH = 4.0L, Power Tech I-6	DGK = 4 Speed Auto, 42RE
M = Sport	T = 2WD		EVA = 4.7L Power Tech V8	DGQ = 5 Speed Auto, 45RFE
P = Limited			EVC = 4.7L HO V8 MPI	DG0 = All Automatic Trans
S = Overland			ER0 = All 4.0L 6 Cyl Gas	
			EVO = All 4.7l Gas	

AR = Use as required - = Non illustrated part # = New this model year

October 1, 2003

**Air Cleaner, 4.7 [EVA, EVC]  
Figure 014-820**

ITEM	PART NUMBER	QTY	LINE	SERIES	BODY	ENGINE	TRANS	TRIM	DESCRIPTION
Note; Sales Codes									
[EVA]= 4.7L Power Tech V-8									
[EVC]= 4.7L High Output Power Tech V-8									
1	5013 462AA	1				EVA			BODY, Air Cleaner
	5018 322AA	1				EVC			
2	5300 7386	1				EVA			FILTER, Air
	5015 610AA	1				EVC			
3	5013 461AA	1				EVA			COVER, Air Cleaner
	5018 321AA	1				EVC			
4	6505 245AA	4							NUT, M8x1.25
5	4854 011	1				EVA			RESONATOR, Air Cleaner
	53013 417AB	1				EVC			
6	4854 012	1				EVA			DUCT, Air Cleaner
-7	53013 418AA	1				EVC			HOSE, Air Cleaner
8	6101 769	2				EVO			SCREW, Hex Head, M6x1x35
9	53031 667AC	1				EVO			TUBE, Breather
10	5013 835AA	1				EVA			CLAMP, Air Cleaner Duct
11	5013 836AA	1				EVA			CLAMP, Air Cleaner Duct



<b>JEEP GRAND CHEROKEE (WJ)</b>				
SERIES	LINE	BODY	ENGINE	TRANSMISSION
H = Laredo	J = 4WD	74 = 4 Door	ERH = 4.0L, Power Tech I-6	DGK = 4 Speed Auto, 42RE
M = Sport	T = 2WD		EVA = 4.7L Power Tech V8	DGQ = 5 Speed Auto, 45RFE
P = Limited			EVC = 4.7L HO V8 MPI	DG0 = All Automatic Trans
S = Overland			ER0 = All 4.0L 6 Cyl Gas	
			EVO = All 4.7l Gas	

AR = Use as required - = Non illustrated part # = New this model year October 1, 2003

**Air Intake System, 4.0L [ERH], 4.7L [EVA]  
Figure 014-910**

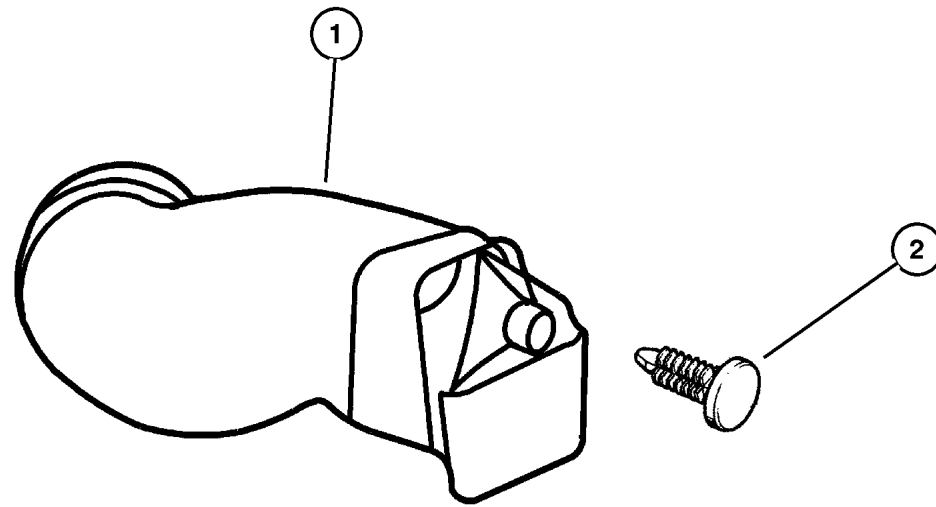
ITEM	PART NUMBER	QTY	LINE	SERIES	BODY	ENGINE	TRANS	TRIM	DESCRIPTION
------	-------------	-----	------	--------	------	--------	-------	------	-------------

Note; Sales Codes

[ER0]=All 4.0L Engines

[EVA]= 4.7L Power Tech V-8 Engine

1	53013 345AA	1				ER0, EVA			DUCT, Ambient Air
2									PIN, Retainer, (NOT SERVICED) (Not Serviced)



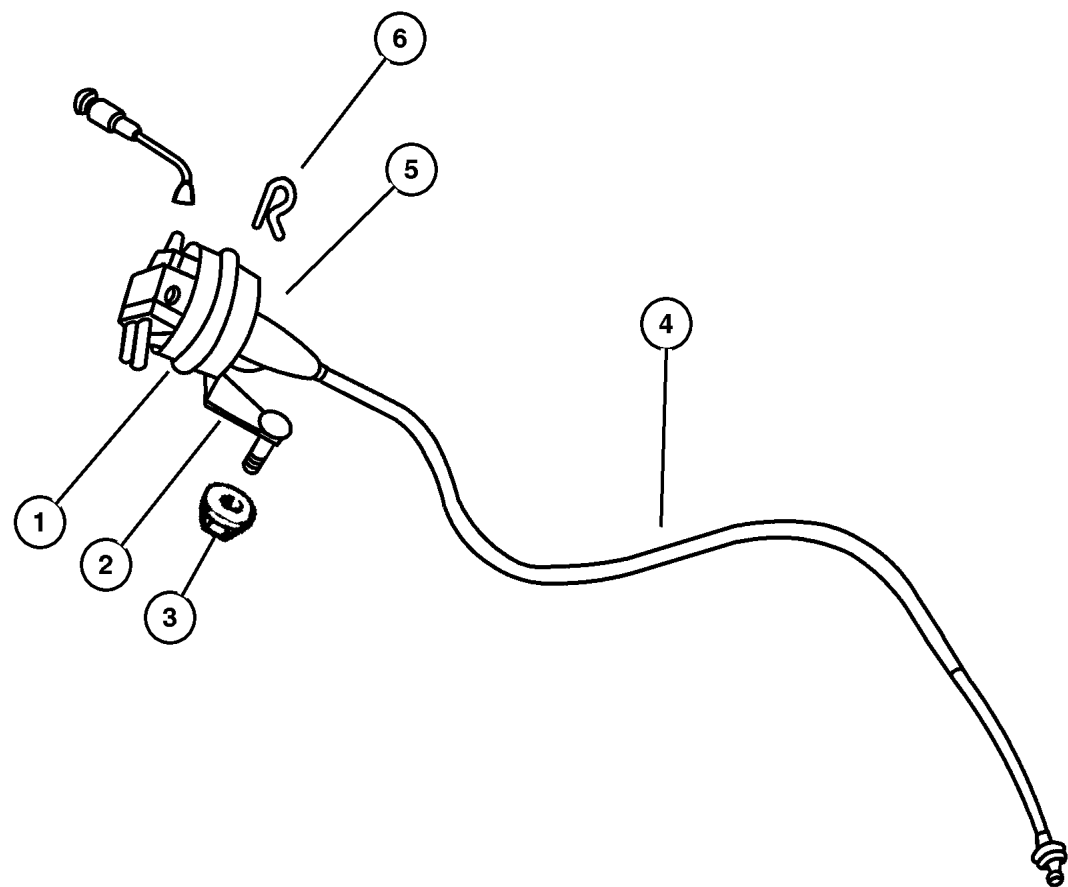
**JEEP GRAND CHEROKEE (WJ)**

SERIES	LINE	BODY	ENGINE	TRANSMISSION
H = Laredo	J = 4WD	74 = 4 Door	ERH = 4.0L, Power Tech I-6	DGK = 4 Speed Auto, 42RE
M = Sport	T = 2WD		EVA = 4.7L Power Tech V8	DGQ = 5 Speed Auto, 45RFE
P = Limited			EVC = 4.7L HO V8 MPI	DG0 = All Automatic Trans
S = Overland			ER0 = All 4.0L 6 Cyl Gas	
			EVO = All 4.7L Gas	

AR = Use as required - = Non illustrated part # = New this model year

October 1, 2003

**Speed Control, 4.0 [ERH], 4.7 [EVA, EVC]  
Figure 014-1010**



ITEM	PART NUMBER	QTY	LINE	SERIES	BODY	ENGINE	TRANS	TRIM	DESCRIPTION
Note; Sales Codes									
[ER0]= All 4.0L Gas Engines									
[EV0]= All 4.7L Gas Engines									
1									SERVO, Speed Control, Vacuum harness is part of hevac a/c harness
	4669 979	1				ER0			
		1				EV0			
2									BRACKET, Cruise Control Servo
	4854 057AH	1				ER0			
		1				EV0			
3	6102 167AA	2				ER0,			NUT AND WASHER
						EV0			
4									CABLE, Speed Control
	4854 058	1				ER0			
	4854 055AC	1				EV0			
5									NUT, Hex Flange Serration, M6x1
	6502 493	2				ER0			
		2				EV0			
6									CLIP, Cable to Servo Attach
	6025 867	1				ER0			
		1				EV0			

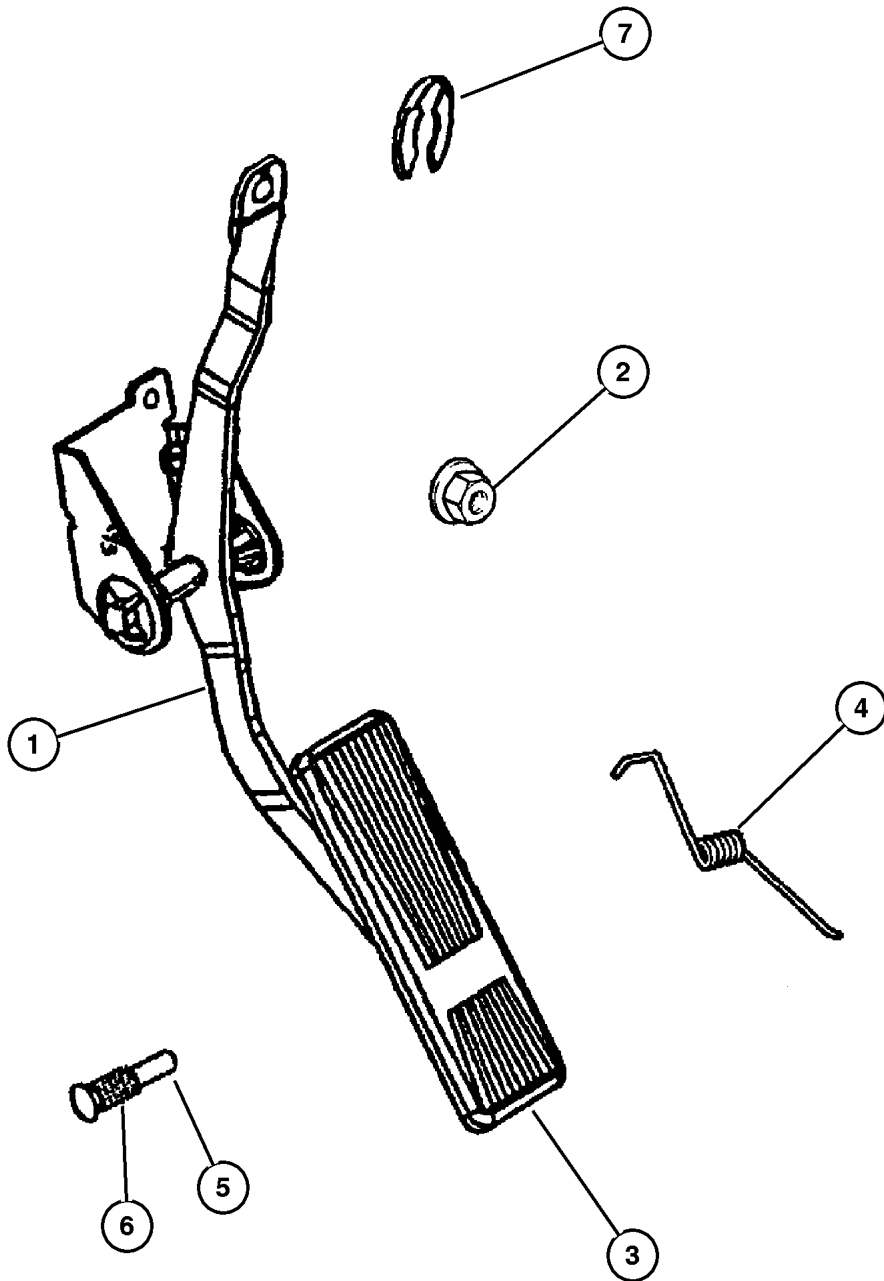
**JEEP GRAND CHEROKEE (WJ)**

SERIES	LINE	BODY	ENGINE	TRANSMISSION
H = Laredo	J = 4WD	74 = 4 Door	ERH = 4.0L, Power Tech I-6	DGK = 4 Speed Auto, 42RE
M = Sport	T = 2WD		EVA = 4.7L Power Tech V8	DGQ = 5 Speed Auto, 45RFE
P = Limited			EVC = 4.7L HO V8 MPI	DG0 = All Automatic Trans
S = Overland			ER0 = All 4.0L 6 Cyl Gas	
			EV0 = All 4.7L Gas	

AR = Use as required - = Non illustrated part # = New this model year

October 1, 2003

**Accelerator Pedal, 4.0 [ERH], 4.7 [EVA, EVC]  
Figure 014-1110**



ITEM	PART NUMBER	QTY	LINE	SERIES	BODY	ENGINE	TRANS	TRIM	DESCRIPTION
------	-------------	-----	------	--------	------	--------	-------	------	-------------

Note; Sales Codes

[ER0]= ALL 4.0L, 6 Cylinder Gas Engines

[EV0]= All 4.7L Gas Engines

1	4854 130AB	1				ER0, EV0			PEDAL, Accelerator
2	3420 1680	2							NUT, Hex Flange, M6x1
3	53003 932AB	1				ER0, EV0			PAD, Accelerator Pedal, Included In Item 1
4	5207 8168	1				ER0, EV0			SPRING, Accelerator Pedal Return, Included In Item 1
5	J322 0231	1				ER0, EV0			PIN, Accelerator Pedal Mtg., Included In Item 1
6	5207 8653	2				ER0, EV0			BUSHING, Accelerator Pedal, Included In Item 1
7	5214 613	1							CLIP, Cable

**JEEP GRAND CHEROKEE (WJ)**

SERIES	LINE	BODY	ENGINE	TRANSMISSION
H = Laredo	J = 4WD	74 = 4 Door	ERH = 4.0L, Power Tech I-6	DGK = 4 Speed Auto, 42RE
M = Sport	T = 2WD		EVA = 4.7L Power Tech V8	DGQ = 5 Speed Auto, 45RFE
P = Limited			EVC = 4.7L HO V8 MPI	DG0 = All Automatic Trans
S = Overland			ER0 = All 4.0L 6 Cyl Gas	
			EV0 = All 4.7L Gas	

AR = Use as required - = Non illustrated part # = New this model year

October 1, 2003

**Pedal Brake, Power Adjustable  
Figure 014-1120**

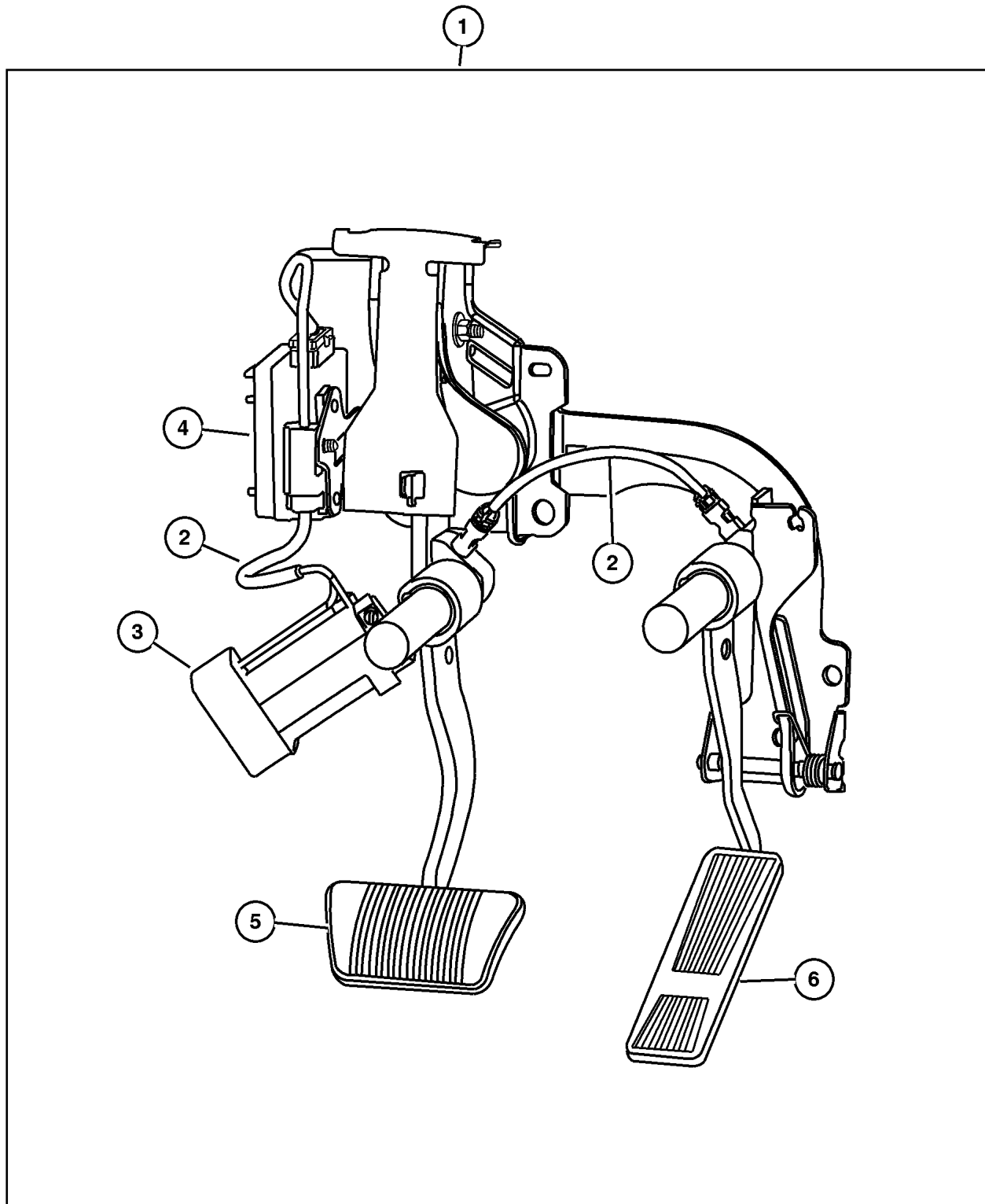
ITEM	PART NUMBER	QTY	LINE	SERIES	BODY	ENGINE	TRANS	TRIM	DESCRIPTION
------	-------------	-----	------	--------	------	--------	-------	------	-------------

Sales Codes;

[ER0]= All 4.0L, 6 Cylinder Gas Engines

[EV0]= All 4.7L Gas Engines

1	52129 200AF	1							PEDAL, Brake
2	5073 040AA	1							HARNESS
3	5073 041AA	1							MOTOR, Adjustable Brake and Accelerator Pedal
4	5072 251AA	1							MODULE, Brake Pedal
5	4779 027	1							PAD, Pedal
6	53003 932AB	1				ER0, EV0			PAD, Accelerator Pedal
-7									SWITCH, Adjustable Pedals
	5HU33 1DVAB	1							[DB]
		1							[DV]
	5HU33 1L8AB	1							[L5]
	5HU33 1TMAB	1							[T5]
-8	6100 517	4							NUT, Hex Flange Lock
-9	6035 334	1							CLIP, Brake Push Rod



**JEEP GRAND CHEROKEE (WJ)**

SERIES	LINE	BODY	ENGINE	TRANSMISSION
H = Laredo	J = 4WD	74 = 4 Door	ERH = 4.0L, Power Tech I-6	DGK = 4 Speed Auto, 42RE
M = Sport	T = 2WD		EVA = 4.7L Power Tech V8	DGQ = 5 Speed Auto, 45RFE
P = Limited			EVC = 4.7L HO V8 MPI	DG0 = All Automatic Trans
S = Overland			ER0 = All 4.0L 6 Cyl Gas	
			EV0 = All 4.7L Gas	

AR = Use as required - = Non illustrated part # = New this model year

October 1, 2003



# Group – 016

## Propeller Shafts and U-Joints

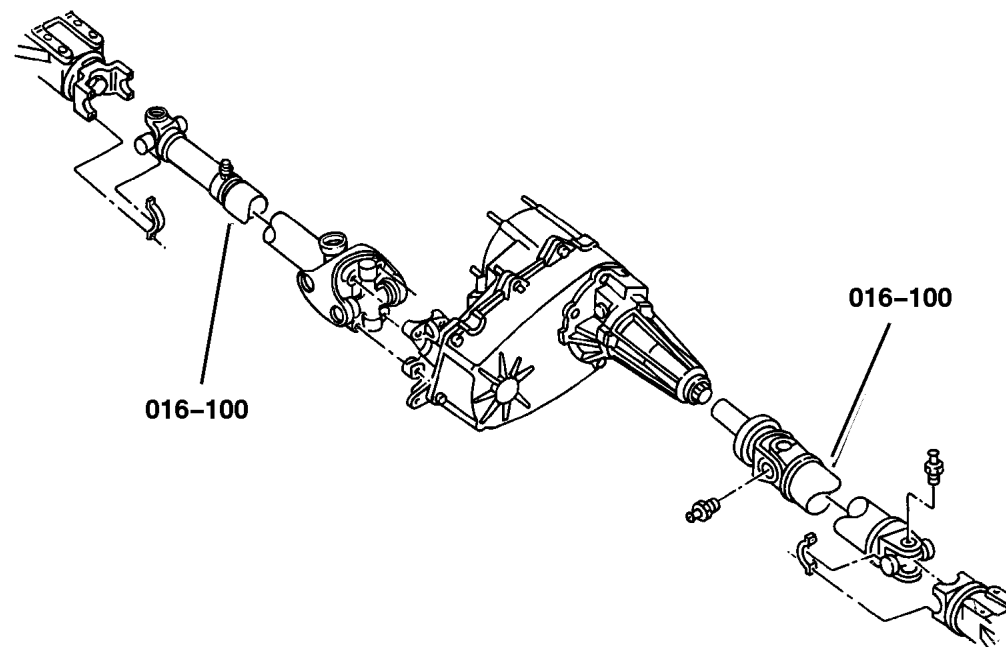
### GROUP 16 - Propeller Shafts and U-Joints

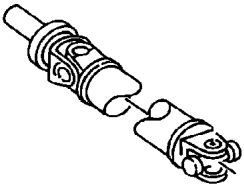
Illustration Title

Group-Fig. No.

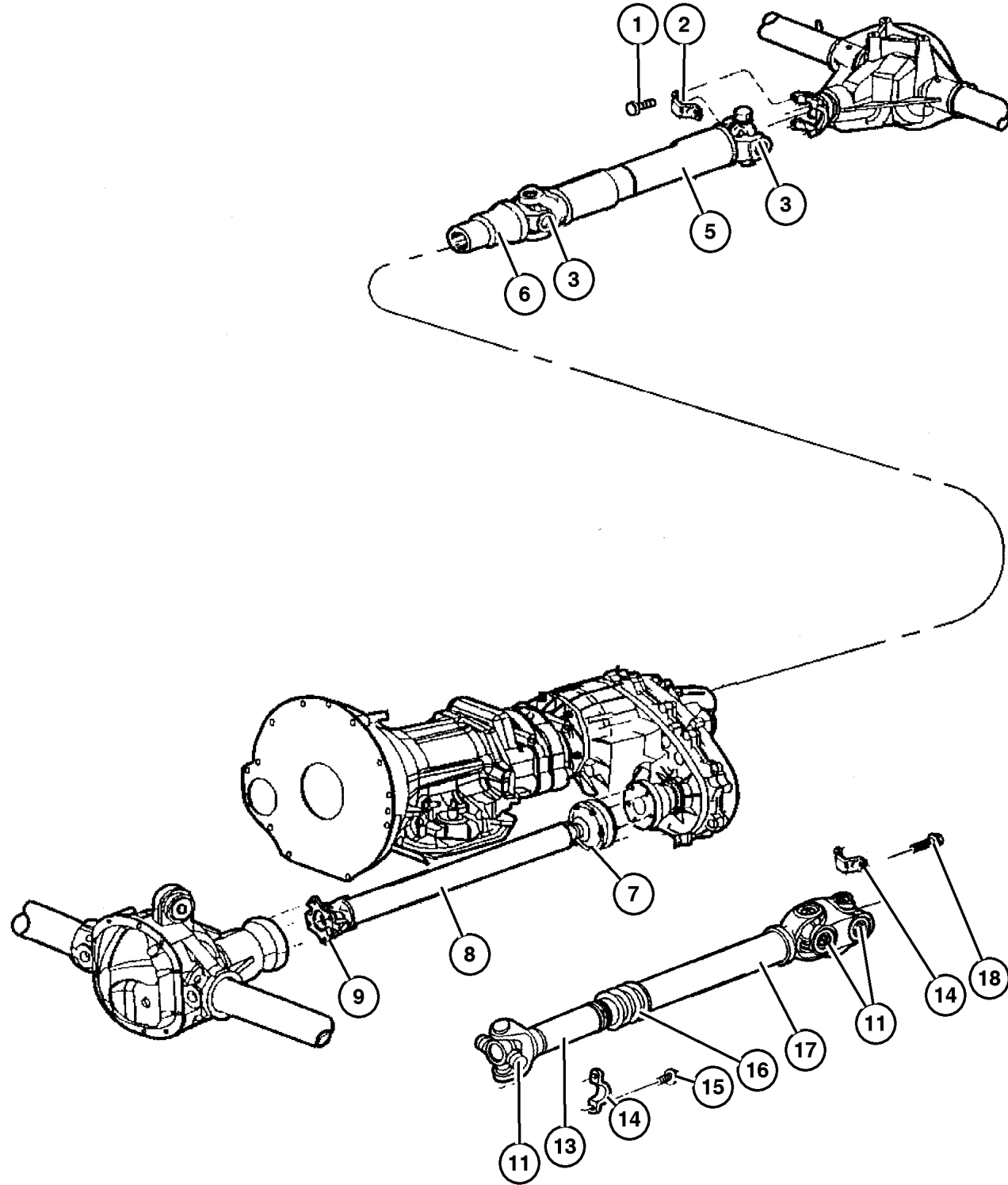
#### Propeller Shaft

Propeller Shafts, Front and Rear ..... Fig. 016-110



<p><b>016-100</b> Propeller Shaft</p> 			
---	--	--	--

**Propeller Shafts, Front and Rear**  
**Figure 016-110**



ITEM	PART NUMBER	QTY	LINE	SERIES	BODY	ENGINE	TRANS	TRIM	DESCRIPTION
------	-------------	-----	------	--------	------	--------	-------	------	-------------

Note: Sales Codes;

[ER0]=Engines - All 4.0L 6 Cylinder Gas

[EV0]=Engines - All 4.7L Gas

[DGK]=Transmission - 4-Speed Automatic, 42RE

[DHF]=Quadra-Trac II On Demand 4 Wheel Drive System

[DHP]=Selec Trac Full Time 4WD System

[DRK]=Axle - Rear, Dana 44/226MM

[DRM]=Axle - Rear, Dana, Dana 35C/194MM

1	J400 6928	4				ER0,			BOLT
2	J324 0553	2				EV0			STRAP, Prop Shaft
3						ER0,			U JOINT
	5015 694AA	2	T			ER0			[DRK], Front or Rear
		2	T			ER0			[DRM], Front or Rear
	4882 793	1	J			ER0			[DHF, DRK], Front or Rear
		1	J			ER0			[DHF], Front or Rear
		2	J			ER0			[DHP, DRK], Front or Rear
		2	J			ER0			[DHP, DRM], Front or Rear
	5014 733AA	1	J			EV0			[DHP], Front
	5015 694AA	1	J			EV0			[DHP], Rear
	4882 793	2	J			EV0			[DHF], Front or Rear
-4									RING, U Joint
	J320 7886	4	T			ER0			Front or Rear
		4	J			ER0			Front or Rear
		4	J			EV0			Front or Rear
5									SHAFT, Drive, Rear 1-Piece
	52853 007AA	1	T			ER0			[DRK]
	#52099 487AF	1	J			EV0			[DHF] 08-15-02 and After
	52105 972AA	1	T			ER0			[DRM]
	52111 483AC	1	J			ER0			[DHF, DRK]
	52099 485AF	1	J			ER0			[DHF]
	52105 901AB	1	J			ER0			[[DHP, DRK]
	52105 530AD	1	J			ER0			[[DHP, DRM]
	52105 973AA	1	T			EV0			No Components Available
	52111 490AB	1	J			EV0			[DHP]
	52099 487AD	1	J			EV0			[DHF] Up To and Including 08-14-02
6									YOKE, Drive Shaft
	5083 257AA	1	T			ER0			[DRK] Up To and Including 09-03-02

**JEEP GRAND CHEROKEE (WJ)**

SERIES  
H = Laredo  
M = Sport  
P = Limited  
S = Overland

LINE  
J = 4WD  
T = 2WD

BODY  
74 = 4 Door

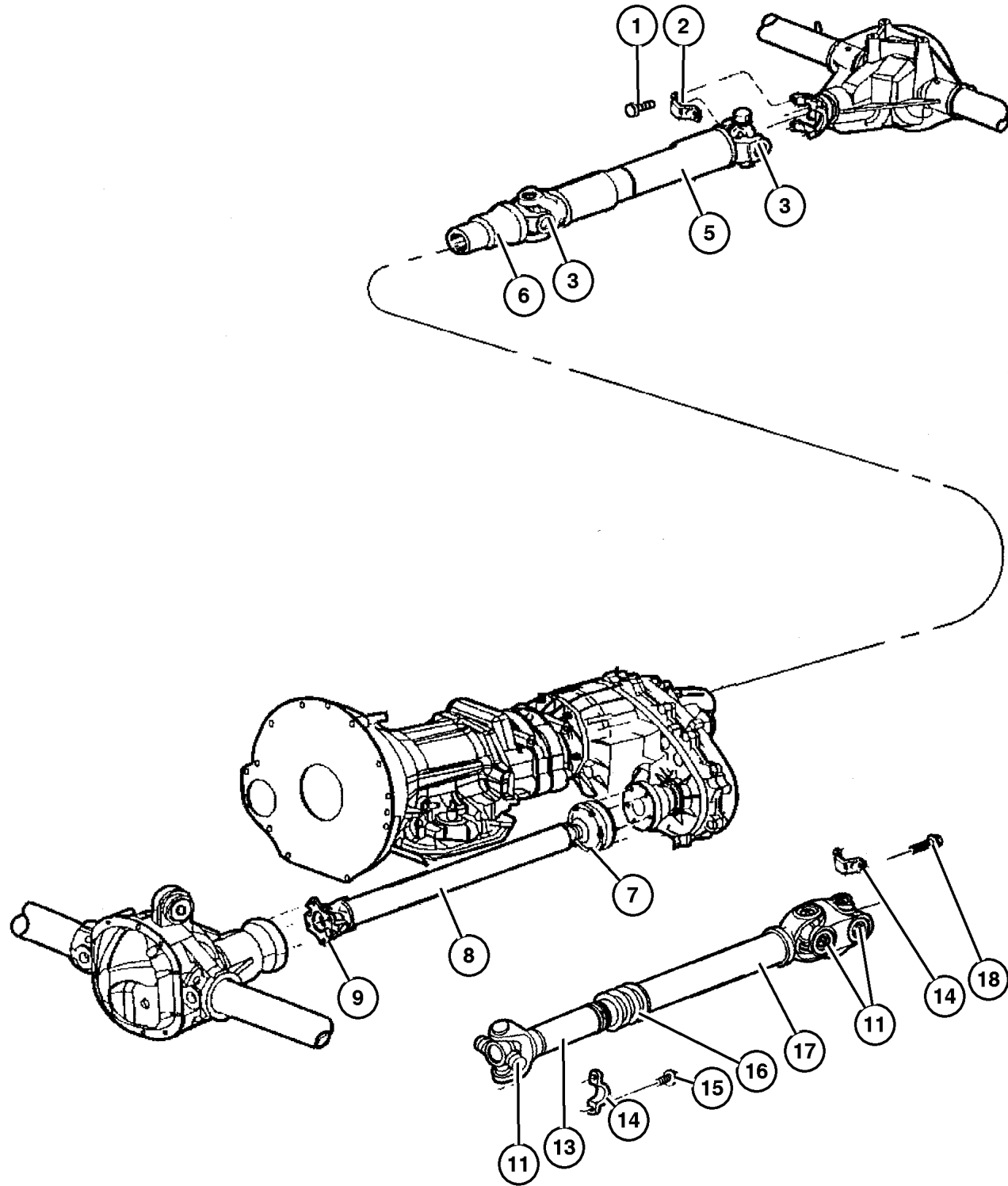
ENGINE  
ERH = 4.0L, Power Tech I-6  
EVA = 4.7L Power Tech V8  
EVC = 4.7L HO V8 MPI  
ER0 = All 4.0L 6 Cyl Gas  
EV0 = All 4.7L Gas

TRANSMISSION  
DGK = 4 Speed Auto, 42RE  
DGQ = 5 Speed Auto, 45RFE  
DG0 = All Automatic Trans

AR = Use as required - = Non illustrated part # = New this model year

October 1, 2003

**Propeller Shafts, Front and Rear  
Figure 016-110**



ITEM	PART NUMBER	QTY	LINE	SERIES	BODY	ENGINE	TRANS	TRIM	DESCRIPTION
	5018 773AB	1	J			EVO			[DHP]
	5093 484AA	1	J			EVO			[DHF] Up To and Including 08-14-02
	#5101 916AA	1	J			EVO			[DHF] 08-15-02 and After
	5017 202AA	1	T			ER0			[DRK] 09-04-02 and After
	5083 257AA	1	T			ER0			[DRM] Up To and Including 09-03-02
	5017 202AA	1	T			ER0			[DRM] 09-04-02 and After
	5073 608AA	1	J			ER0			[DHF, DRK]
	5080 893AA	1	J			ER0			[DHF]
		1	J			ER0			[DHP, DRK]
		1	J			ER0			[DHP, DRM]
	#5102 114AA	1	T			EVO			09-04-02 and After
7	5015 109AA	1	J			ER0	DGK		BOLT AND WASHER, With Tag# 52105884AA, Mounting
8	52105 884AA	1	J			ER0	DGK		SHAFT, Drive, Front, With Tag# 52105884AA
9	5015 694AA	1	J			ER0	DGK		U JOINT, With Tag# 52105884AA, Front
-10	J320 7886	4	J			ER0	DGK		RING, U Joint, With Tag# 52105884AA, Front
11	4882 793	3	J			EVO			U JOINT, With Tag# 52853500AA, Front or Rear
-12	J320 7886	4	J			EVO			RING, U Joint, With Tag# 52853500AA, Front or Rear
13	5016 375AA	1	J			EVO			YOKE, Drive Shaft, With Tag# 52853500AA
14	J324 0553	2				ER0,			STRAP, Prop Shaft With Tag# 52105884AA, Front
		4	J			EVO			With Tag# 52853500AA, Front or Rear
15	J400 6928	4	J			ER0			BOLT, To Front Axle, Front
16	5012 793AA	1	J			EVO			BOOT, Driveshaft, With Tag# 52853500AA
17	52853 500AA	1	J			EVO			SHAFT, Drive, Front, With Tag# 52853500AA
18	6036 415AA	4	J			EVO			BOLT, Transfer Case Yoke to U-Joint

**JEEP GRAND CHEROKEE (WJ)**

SERIES	LINE	BODY	ENGINE	TRANSMISSION
H = Laredo	J = 4WD	74 = 4 Door	ERH = 4.0L, Power Tech I-6	DGK = 4 Speed Auto, 42RE
M = Sport	T = 2WD		EVA = 4.7L Power Tech V8	DGQ = 5 Speed Auto, 45RFE
P = Limited			EVC = 4.7L HO V8 MPI	DG0 = All Automatic Trans
S = Overland			ER0 = All 4.0L 6 Cyl Gas	
			EVO = All 4.7L Gas	

AR = Use as required - = Non illustrated part # = New this model year

October 1, 2003

# Group - 017

## Rear Suspension

### GROUP 17 - Rear Suspension

Illustration Title

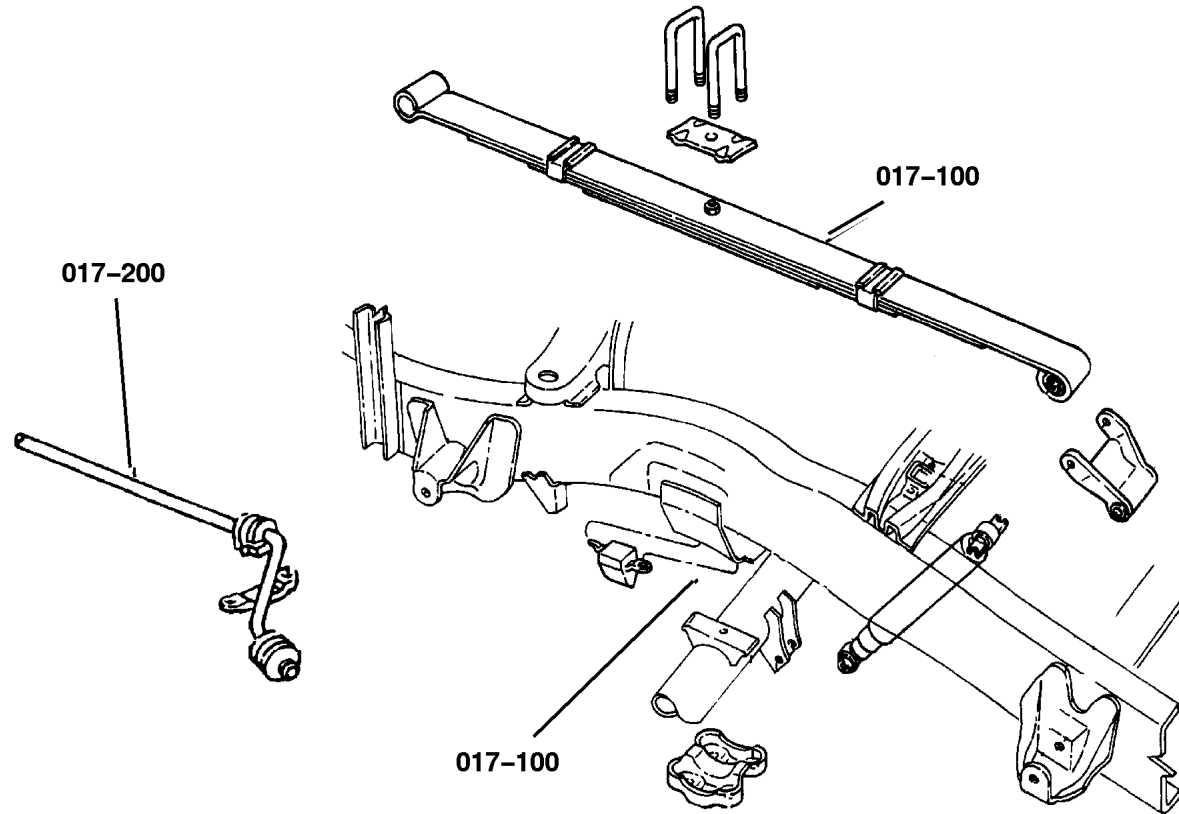
Group-Fig. No.

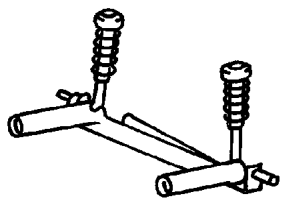
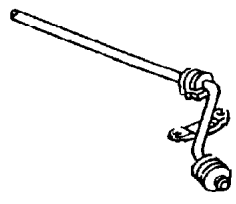
#### Rear Suspension

Supension, Rear,with Spring,Shocks and Control Arms ..... Fig. 017-110

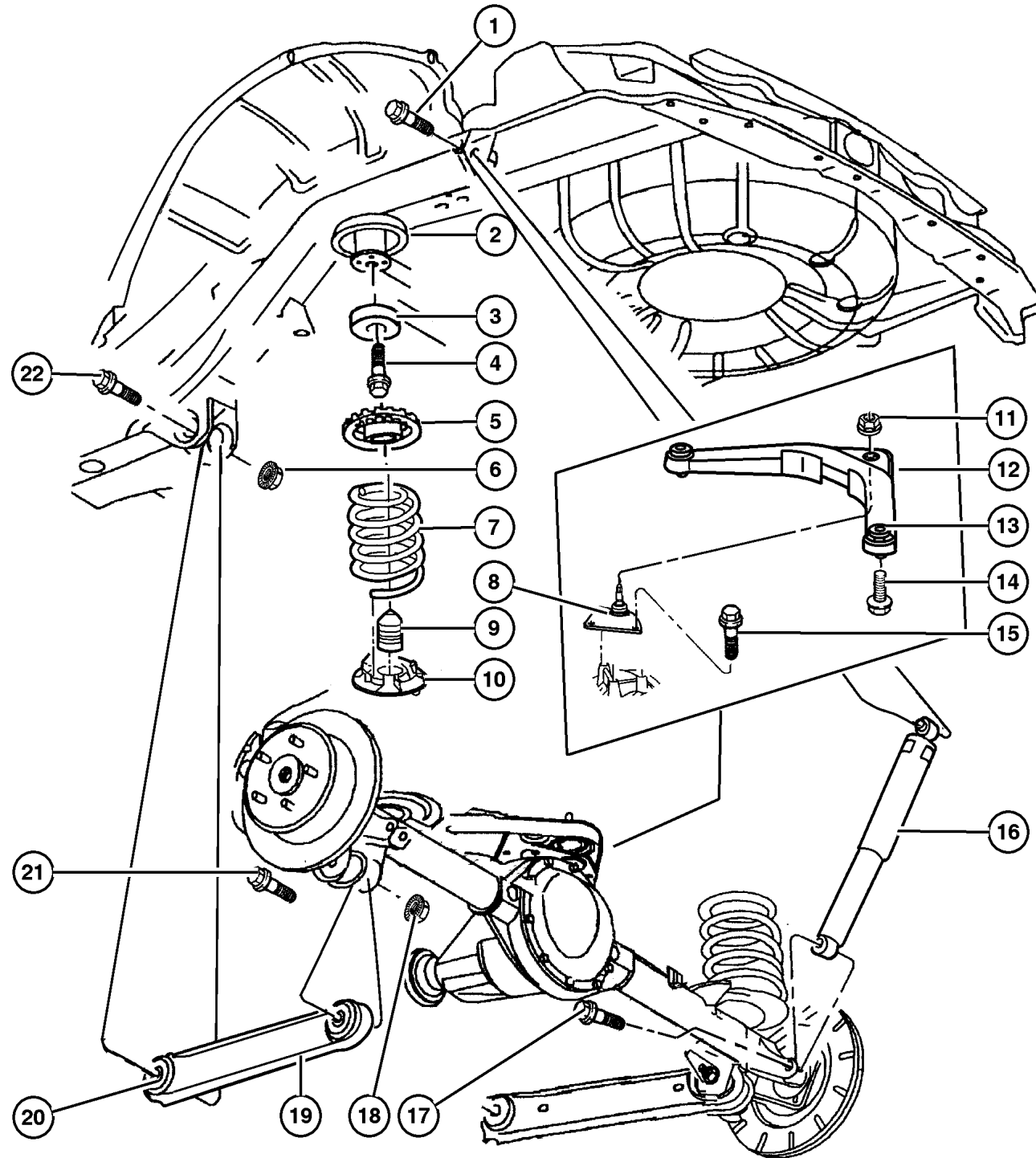
#### Rear Stabilizer

Stabilizer Bar, Rear ..... Fig. 017-210



<p><b>017-100</b> Rear Suspension</p> 	<p><b>017-200</b> Rear Stabilizer</p> 		
---	---	--	--

## Suspension, Rear, with Spring, Shocks and Control Arms Figure 017-110



ITEM	PART NUMBER	QTY	LINE	SERIES	BODY	ENGINE	TRANS	TRIM	DESCRIPTION
Note: Sales Codes;									
[SDA]=Suspension - Normal Duty									
[SDU]=Shocks - High Pressure Gas Charged									
[ZKW] Through [ZYZ] = Spring Sales Codes will be found on Vehicle Identification Number [VIN] Sales Codes Listing									
1	6506 147AA	2							SCREW, Hex Flange Head, M12x1.75x80, Shock, Mounting
2	5014 781AA	2							GUIDE, Rear Spring, None
3	5208 8350	2							SPACER, Jounce Bumper
4	6505 378AA	2							SCREW, Hex Flange Head, M10x1.5x40, Jounce Bumper Spacer, Mounting
5	5208 8346	2							ISOLATOR, Spring
6	6502 698	3							NUT, Hex Flange Lock, LCA to Sill, Mounting
7									SPRING, Suspension, Rear
	5208 8343	1							[ZKW,ZYW]
	5208 8550	1							[ZKX,ZYX]
	5208 8404	1							[ZKY,ZYY]
	52089 500AA	1							[ZKZ,ZYZ]
	5208 8551	1							[ZLU,ZZU]
	5208 8344	1							[ZLV,ZZV]
	5208 8345	1							[ZLW,ZZW]
	#52080 400AA	1							[ZLX,ZZX]
8	52088 808AB	1							BALL JOINT ASSEMBLY, UPPER CONTROL ARM, REAR
9	52088 352AB	2							BUMPER, Jounce, Lower
10	52088 402AB	2							ISOLATOR, Spring, Lower
11	6505 688AA	1							NUT, Hex Flange Lock, M14x2, UCA to Axle Ball Joint
12	52088 422AB	1							ARM, Upper Control, Rear, with 2-Bushings
13	5208 8425	2							BUSHING, Control Arm
14	6504 748	2							SCREW, Hex Flange Head, M12x1.75x117, Control Arm to Body, Mounting
15	6505 445AA	3							BOLT, Ball Joint to Axle, Mounting
16									SHOCK ABSORBER, Suspension, Rear
	#52088 221AG	2							[SDA]
	#52088 235AD	2							[SDU]
17	6505 935AA	2							SCREW, Shock, Mounting

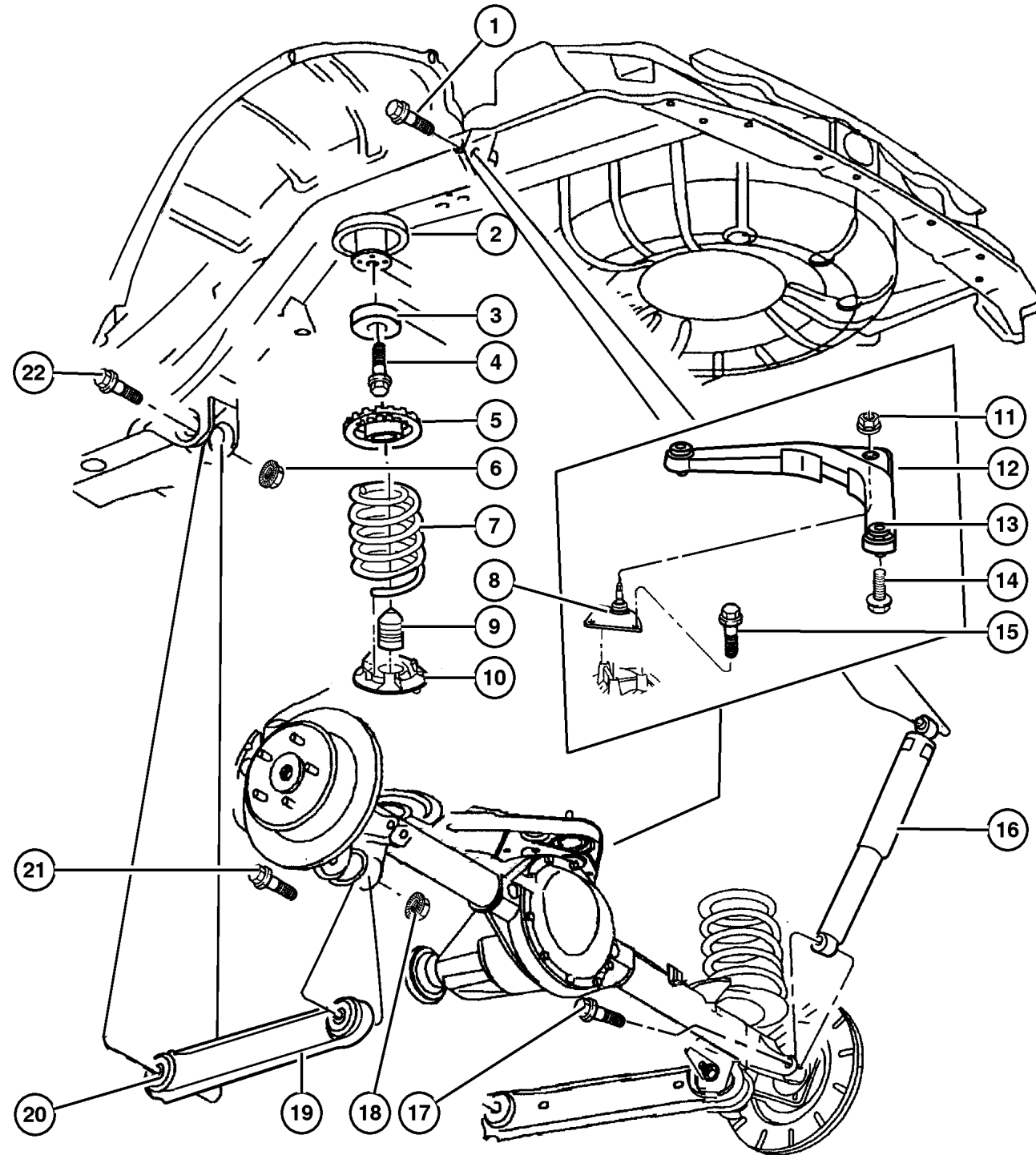
### JEEP GRAND CHEROKEE (WJ)

SERIES	LINE	BODY	ENGINE	TRANSMISSION
H = Laredo	J = 4WD	74 = 4 Door	ERH = 4.0L, Power Tech I-6	DGK = 4 Speed Auto, 42RE
M = Sport	T = 2WD		EVA = 4.7L Power Tech V8	DGQ = 5 Speed Auto, 45RFE
P = Limited			EVC = 4.7L HO V8 MPI	DG0 = All Automatic Trans
S = Overland			ER0 = All 4.0L 6 Cyl Gas	
			EVO = All 4.7L Gas	

AR = Use as required - = Non illustrated part # = New this model year

October 1, 2003

**Suspension, Rear,with Spring,Shocks and Control Arms**  
**Figure 017-110**



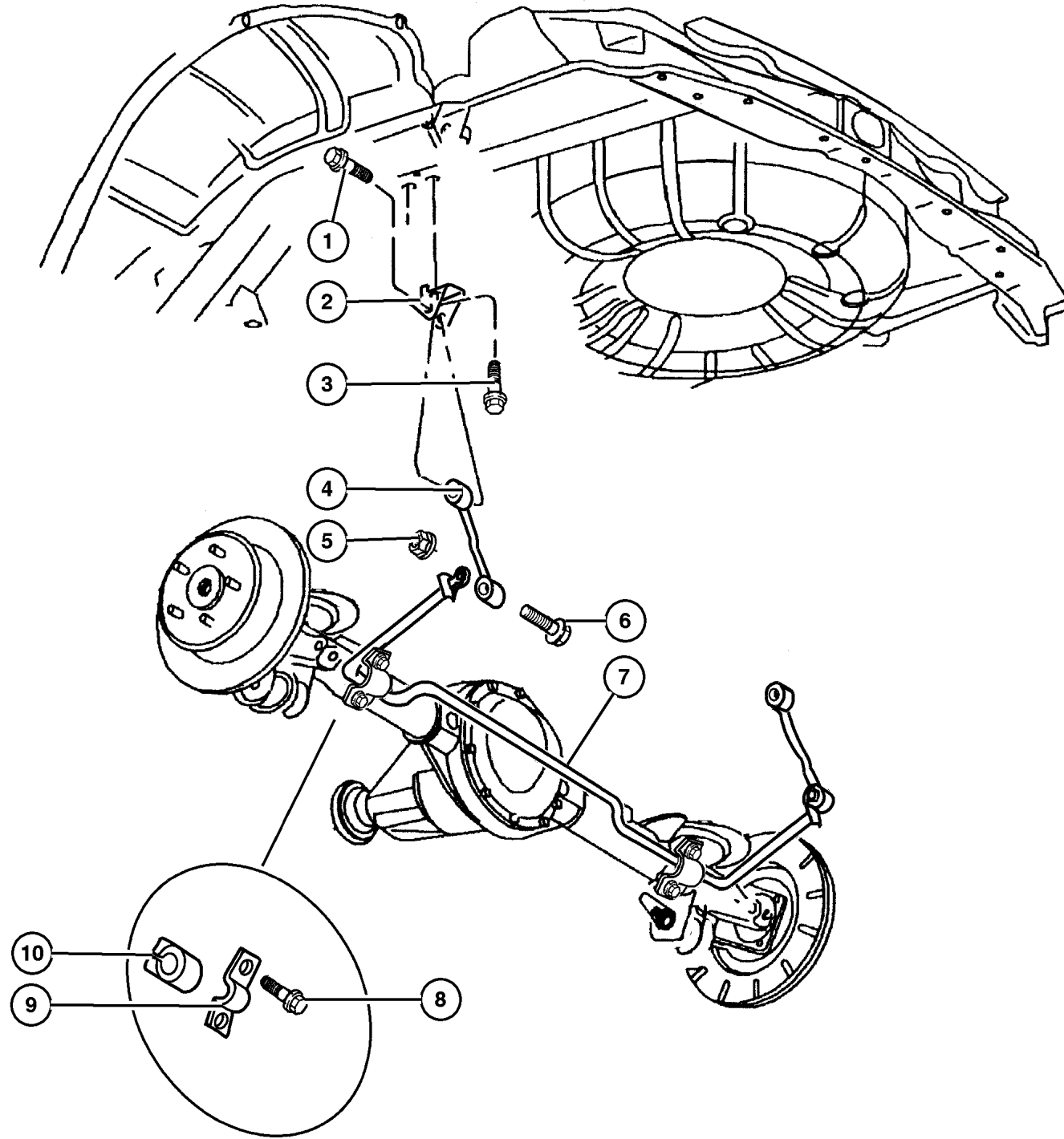
ITEM	PART NUMBER	QTY	LINE	SERIES	BODY	ENGINE	TRANS	TRIM	DESCRIPTION
18	6502 698	3							NUT, Hex Flange Lock, Control Arm to Axle, Mounting
19	52088 355AB	2							ARM, Control, Lower
20	5208 8220	2							BUSHING, Control Arm, Control Arm to Body, Mounting
21	6505 214AA	2							SCREW, Hex Flange Head, M14x2.00x114, Control Arm to Axle, Mounting
22	6506 033AA	2							BOLT, Hex Flange Head, M14x2.0x105, Control Arm to Body, Mounting
-23	6505 439AA	1							NUT AND RETAINER, Hex Flange Locking, M14 x 2.00, Control Arm to Body, Mounting

<b>JEEP GRAND CHEROKEE (WJ)</b>				
SERIES	LINE	BODY	ENGINE	TRANSMISSION
H = Laredo	J = 4WD	74 = 4 Door	ERH = 4.0L, Power Tech I-6	DGK = 4 Speed Auto, 42RE
M = Sport	T = 2WD		EVA = 4.7L Power Tech V8	DGQ = 5 Speed Auto, 45RFE
P = Limited			EVC = 4.7L HO V8 MPI	DG0 = All Automatic Trans
S = Overland			ER0 = All 4.0L 6 Cyl Gas	
			EVO = All 4.7l Gas	

AR = Use as required - = Non illustrated part # = New this model year

October 1, 2003

**Stabilizer Bar, Rear  
Figure 017-210**



ITEM	PART NUMBER	QTY	LINE	SERIES	BODY	ENGINE	TRANS	TRIM	DESCRIPTION
1	6505 935AA	2							SCREW, Sway Bar Link to Sill Bracket, Mounting
2	52088 525AC	2							BRACKET, Suspension
3	6101 670	4							SCREW AND WASHER, Hex Head, M10x1.50x35, End Link Bracket to Sill, Mounting
4	52088 319AB	2							LINK, Sway Eliminator
5	6502 696	2							NUT, Hex Flange Lock, M10x1.5, Sway Bar Link to Sway Bar, Mounting
6	6503 726	2							SCREW, Shoulder, Sway Bar Link to Sway Bar, Mounting
7	52088 739AB	1							STABILIZER BAR, Rear Suspension
8	6503 571	4							SCREW AND WASHER, M10x1. 50x35
9	5208 7865	2							RETAINER, Sway Bar
10	52088 738AD	2							BUSHING, Sway Bar

**JEEP GRAND CHEROKEE (WJ)**

<b>SERIES</b>	<b>LINE</b>	<b>BODY</b>	<b>ENGINE</b>	<b>TRANSMISSION</b>
H = Laredo	J = 4WD	74 = 4 Door	ERH = 4.0L, Power Tech I-6	DGK = 4 Speed Auto, 42RE
M = Sport	T = 2WD		EVA = 4.7L Power Tech V8	DGQ = 5 Speed Auto, 45RFE
P = Limited			EVC = 4.7L HO V8 MPI	DG0 = All Automatic Trans
S = Overland			ER0 = All 4.0L 6 Cyl Gas	
			EVO = All 4.7l Gas	

AR = Use as required - = Non illustrated part # = New this model year

October 1, 2003

# Group – 019

## Steering

### GROUP 19 - Steering

Illustration Title

Group-Fig. No.

#### Steering Wheel

Steering Wheel Assembly ..... Fig. 019-110

#### Steering Column

Steering Column Assy ..... Fig. 019-210

#### Steering Gear

Steering Gear ..... Fig. 019-310

#### Steering Linkage

Steering Linkage ..... Fig. 019-410

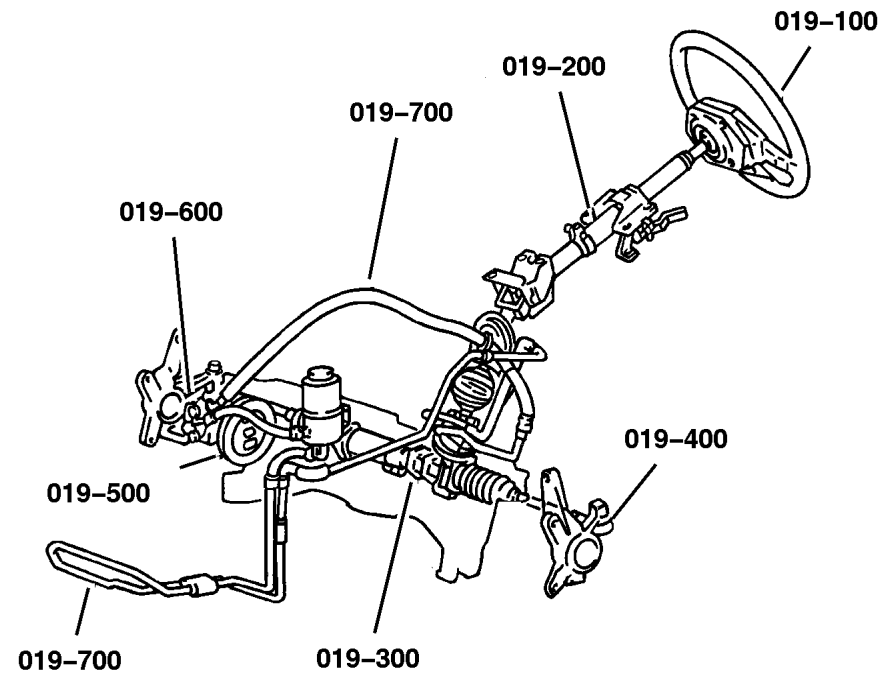
#### Power Steering Pump




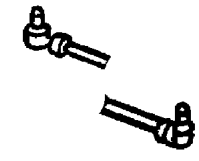


Power Steering Pump ..... Fig. 019-510

#### Power Steering Hoses

Power Steering Hoses-4.0L [ER0] Engine ..... Fig. 019-710

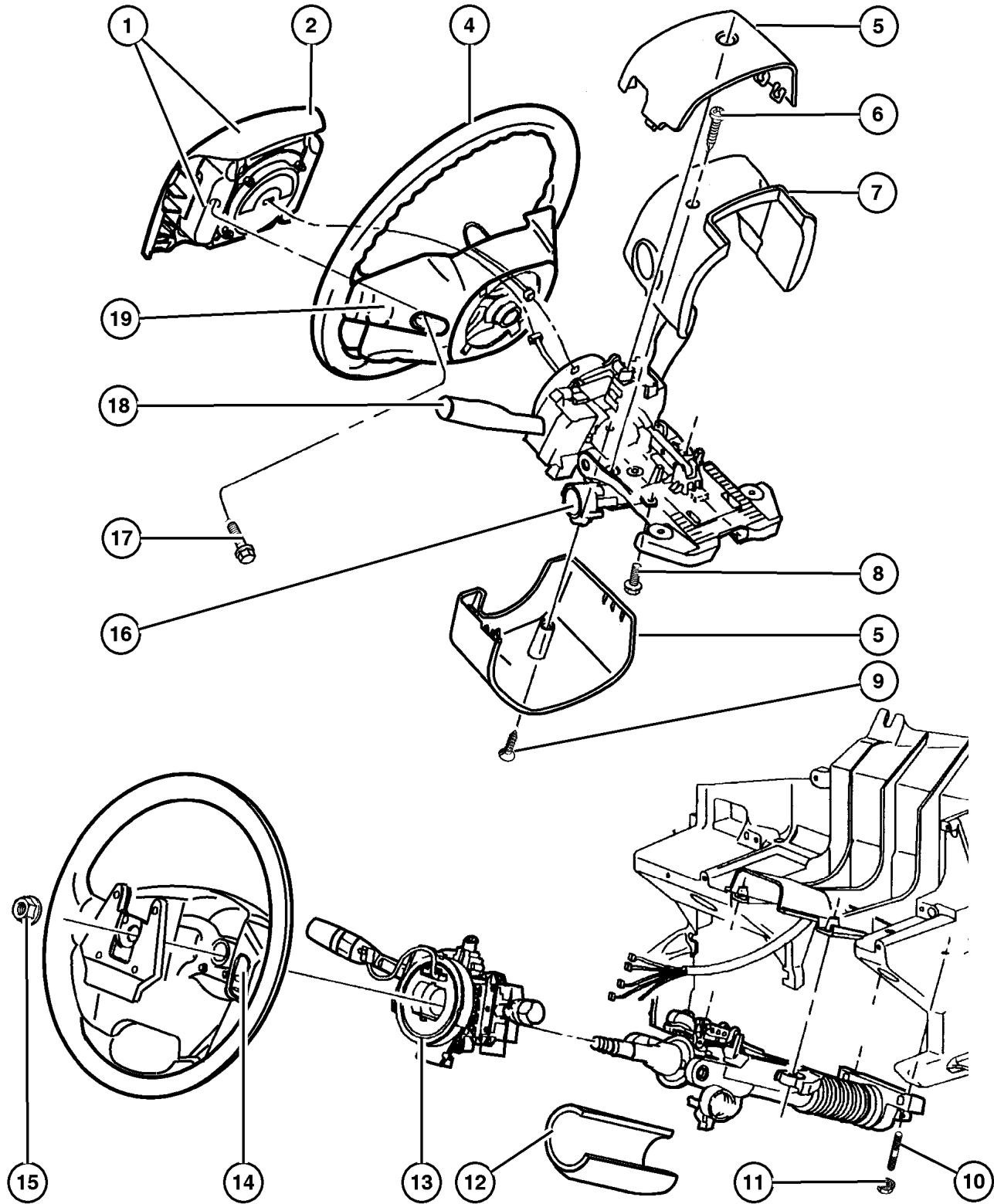
Power Steering Hoses-4.7L [EV0] Engine ..... Fig. 019-720



<p><b>019-100</b> Steering Wheel</p> 	<p><b>019-200</b> Steering Column</p> 	<p><b>019-300</b> Steering Gear</p> 	<p><b>019-400</b> Steering Linkage</p> 
<p><b>019-500</b> Power Steering Pump</p> 	<p><b>019-700</b> Power Steering Hoses</p> 		



## Steering Wheel Assembly Figure 019-110



ITEM	PART NUMBER	QTY	LINE	SERIES	BODY	ENGINE	TRANS	TRIM	DESCRIPTION
------	-------------	-----	------	--------	------	--------	-------	------	-------------

Note: Sales Codes;

[DG0]=Transmissions - All Automatic

[SCA]=Steering Wheel

[SCL]=Steering Wheel - Leather Wrapped

[SCW]=Steering Wheel - Wood/Leather Wrapped

1	5GV61 XDVAC	1		H					AIR BAG, Driver
		1		P					[DV]
	5GV61 WL8AC	1		P					[DV]
		1		P					[L5]
	5GV61 XTMAC	1		P					[T5]
	5GV61 XDVAC	1		M					[DV]
		1	J	S					[DV]
2									COVER, Air Bag Module
	WH20 WL8AA	1		P					[L5] Horn Switch Included
	WH20 XDVAA	1		P					[DV] Horn Switch Included
		1		H					[DV] Horn Switch Included
		1		M					[DV] Horn Switch Included
		1	J	S					[DV] Horn Switch Included
	WH20 XTMAA	1		P					[T5] Horn Switch Included
-3									SWITCH, Horn
	5014 533AA	1		P					Mounting Hardware Included
		1		H					Mounting Hardware Included
		1		M					Mounting Hardware Included
		1	J	S					Mounting Hardware Included
4									WHEEL, Steering
	#5HM23 1DVAD	1							[SCA]
	#XU85 1DVAA	1	J	X					[SCC]
	#WB61 1DVAB	1		M					[SCL]
		1		H					[SCL]
		1		P					[SCL] [DV]
	#WB61 1L8AB	1		P					[SCL] [L5]
	#WB61 1TMAB	1		P					[SCL] [T5]
	5GV25 1DVAD	1							[SCW]
5									SHROUD, Steering Column
	5GE40 XDVAB	1		H					[DV], Upper And Lower
		1		P					[DV], Upper And Lower
	5GE40 WL8AB	1		P					[L5], Upper And Lower
	5GE40 XTMAA	1		P					[T5], Upper And Lower
6	6035 142	2							SCREW, .164-32x1.00, Shroud to Column, Mounting
7									SHROUD, Steering Column

### JEEP GRAND CHEROKEE (WJ)

SERIES	LINE	BODY	ENGINE	TRANSMISSION
H = Laredo	J = 4WD	74 = 4 Door	ERH = 4.0L, Power Tech I-6	DGK = 4 Speed Auto, 42RE
M = Sport	T = 2WD		EVA = 4.7L Power Tech V8	DGQ = 5 Speed Auto, 45RFE
P = Limited			EVC = 4.7L HO V8 MPI	DG0 = All Automatic Trans
S = Overland			ER0 = All 4.0L 6 Cyl Gas	
			EVO = All 4.7L Gas	

AR = Use as required - = Non illustrated part # = New this model year

October 1, 2003

## Steering Wheel Assembly Figure 019-110

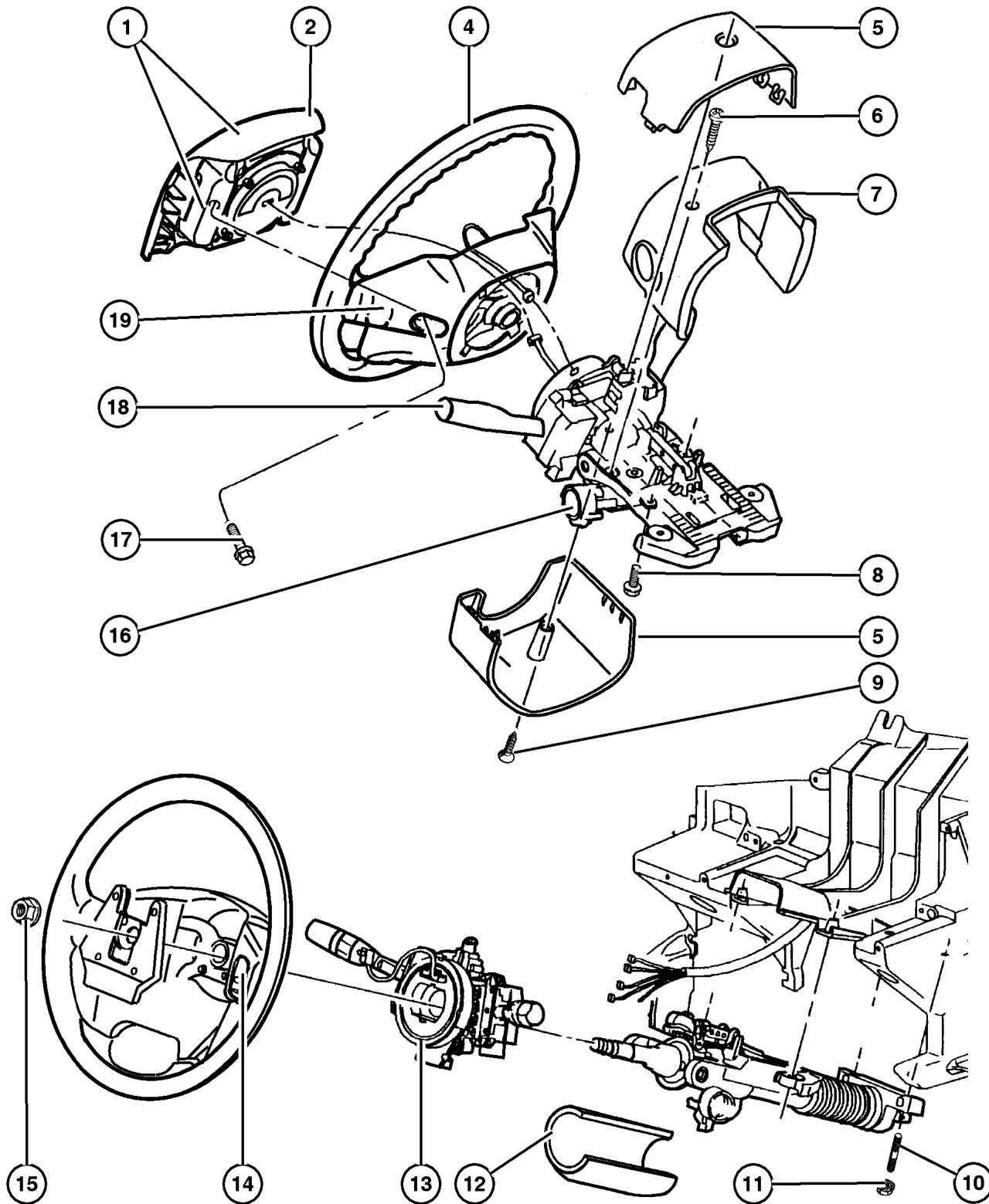
ITEM	PART NUMBER	QTY	LINE	SERIES	BODY	ENGINE	TRANS	TRIM	DESCRIPTION
	5GE39 XDVAA	1		H			DG0		Fixed [DV], Upper
		1		P			DG0		Fixed [DV], Upper
	5GE39 WL8AA	1		P			DG0		Fixed [L5], Upper
	5GE39 XTMAA	1		P			DG0		Fixed [T5], Upper
	5GE39 XDVAA	1		M			DG0		Fixed [DV], Upper
8	6505 513AA	1							SCREW, Tapping, M4x0.7x14, Smart Key Immobilizer Module, Mounting
9	6034 678	1							SCREW, Self Piercing, .164-15-1, Shroud to Shroud, Mounting
10									STUD, M6x1.00mmx48.80mm, (NOT SERVICED) (Not Serviced)
11	6503 014	4							NUT AND WASHER, Hex, M6x1, Steering Column, Mounting
12	4690 413	2							COVER, Steering Column
13	56042 770AD	1							CLOCKSPRING
14									SWITCH, Speed Control
	56042 310AC	1							[SCA], Right
	5GY39 1DVAA	1		H					[SCL] [DV], Left
		1		P					[SCL] [DV], Left
		1		M					[SCL] [DV], Left
	5GY39 1L8AA	1		P					[SCL] [L5], Left
	5GY39 1TMAA	1		P					[SCL] [T5], Left
	56042 311AC	1							[SCA], Left
	5GY38 1DVAA	1		H					[SCL] [DV], Right
		1		P					[SCL] [DV], Right
		1		M					[SCL] [DV], Right
		1							[SCW] [DV], Right
	5GY38 1L8AA	1		P					[SCL] [L5], Right
	5GY38 1TMAA	1		P					[SCL] [T5], Right
	5GY39 1DVAA	1							[SCW] [DV], Left
15	6505 248AA	1							NUT, Hex Flange Lock
16	4686 665AC	1							MODULE, Immobilizer
17	6506 091AA	2							SCREW, M6x1x25, Air Bag Mounting to Steering Wheel
18	4690 595AA	1							LEVER, Steering Column
19									SWITCH, Remote Radio
	56042 312AB	1							[SCW] [SCL], Right
	56042 313AB	1							[SCW] [SCL], Left
-20	4595 749AA	1							LABEL, Air Bag Warning
-21									WIRING, Steering Wheel
	56042 934AA	1		H					[SCL]

### JEEP GRAND CHEROKEE (WJ)

SERIES	LINE	BODY	ENGINE	TRANSMISSION
H = Laredo	J = 4WD	74 = 4 Door	ERH = 4.0L, Power Tech I-6	DGK = 4 Speed Auto, 42RE
M = Sport	T = 2WD		EVA = 4.7L Power Tech V8	DGQ = 5 Speed Auto, 45RFE
P = Limited			EVC = 4.7L HO V8 MPI	DG0 = All Automatic Trans
S = Overland			ER0 = All 4.0L 6 Cyl Gas	
			EVO = All 4.7L Gas	

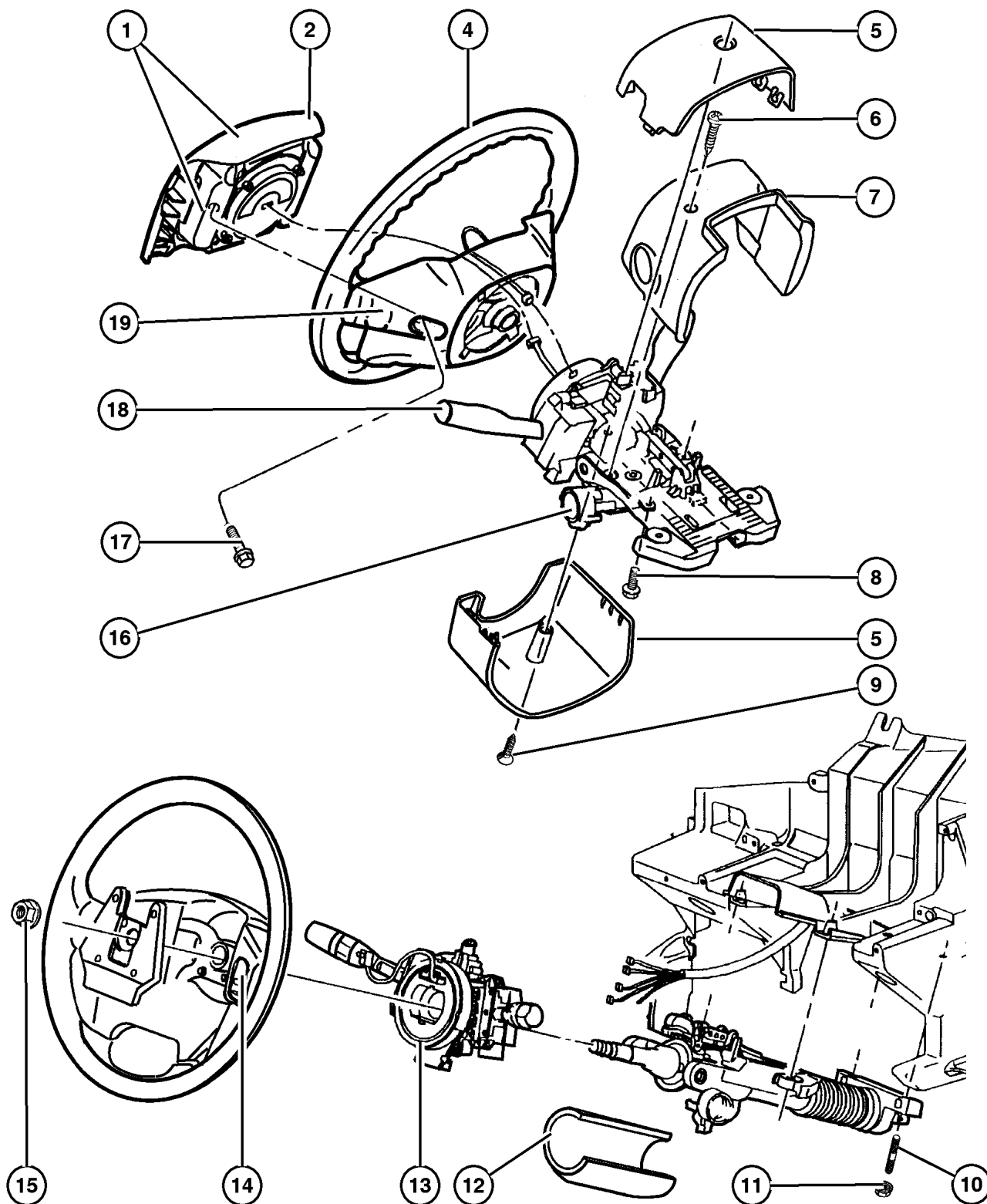
AR = Use as required - = Non illustrated part # = New this model year

October 1, 2003



## Steering Wheel Assembly Figure 019-110

ITEM	PART NUMBER	QTY	LINE	SERIES	BODY	ENGINE	TRANS	TRIM	DESCRIPTION
		1		P					[SCL]
		1		M					[SCL]
		1							[SCW]
	56042 937AA	1							[SCA]
-22	56042 297AE	1							HOUSING, Switch, Turn Signal Cancelling Cam Included



**JEEP GRAND CHEROKEE (WJ)**

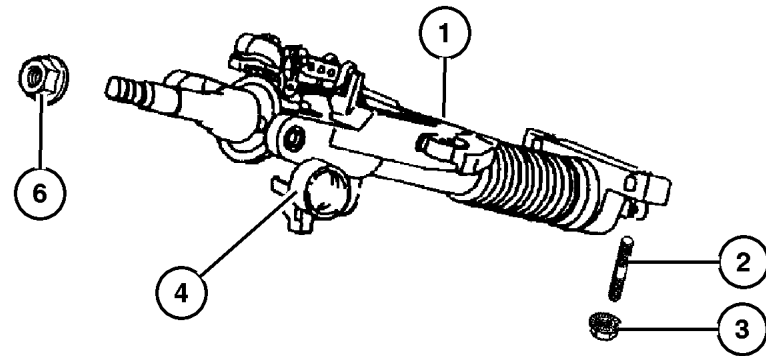
SERIES	LINE	BODY	ENGINE	TRANSMISSION
H = Laredo	J = 4WD	74 = 4 Door	ERH = 4.0L, Power Tech I-6	DGK = 4 Speed Auto, 42RE
M = Sport	T = 2WD		EVA = 4.7L Power Tech V8	DGQ = 5 Speed Auto, 45RFE
P = Limited			EVC = 4.7L HO V8 MPI	DG0 = All Automatic Trans
S = Overland			ER0 = All 4.0L 6 Cyl Gas	
			EVO = All 4.7L Gas	

AR = Use as required - = Non illustrated part # = New this model year

October 1, 2003

**Steering Column Assy  
Figure 019-210**

ITEM	PART NUMBER	QTY	LINE	SERIES	BODY	ENGINE	TRANS	TRIM	DESCRIPTION
1	55115 970AH	1							COLUMN, Steering, Tilt
2									STUD, M6x1.00mmx48.80mm, (NOT SERVICED) (Not Serviced)
3	6503 014	4							NUT AND WASHER, Hex, M6x1, Steering Column, Mounting
4	4690 488	1							HOUSING, Steering Column Lock, Holds Cylinder and Key
-5	6035 937AA	2							SCREW, .164-18x1.00, Ignition Lock Housing
6	6505 248AA	1							NUT, Hex Flange Lock, Steering Wheel, Mounting
-7	6503 641	AR							SCREW, M7X1.25X16.00, Steering Column Bracket



**JEEP GRAND CHEROKEE (WJ)**

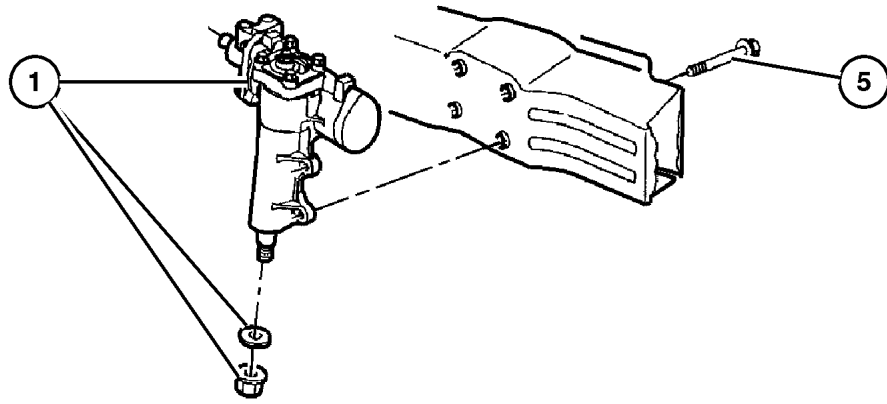
SERIES	LINE	BODY	ENGINE	TRANSMISSION
H = Laredo	J = 4WD	74 = 4 Door	ERH = 4.0L, Power Tech I-6	DGK = 4 Speed Auto, 42RE
M = Sport	T = 2WD		EVA = 4.7L Power Tech V8	DGQ = 5 Speed Auto, 45RFE
P = Limited			EVC = 4.7L HO V8 MPI	DG0 = All Automatic Trans
S = Overland			ER0 = All 4.0L 6 Cyl Gas	
			EVO = All 4.7l Gas	

AR = Use as required - = Non illustrated part # = New this model year

October 1, 2003

## Steering Gear Figure 019-310

ITEM	PART NUMBER	QTY	LINE	SERIES	BODY	ENGINE	TRANS	TRIM	DESCRIPTION
1	#52088 272AG	1							GEAR, Power Steering
-2	5014 667AA	1							SEAL KIT, Steering Gear Housing
-3	5014 665AA	1							SEAL KIT, Steering Gear
-4	5014 671AA	1							SEAL KIT, Steering gear pitman shaft
5	6504 965AA	4							SCREW, Hex Head, Steering Gear to Sill, Mounting



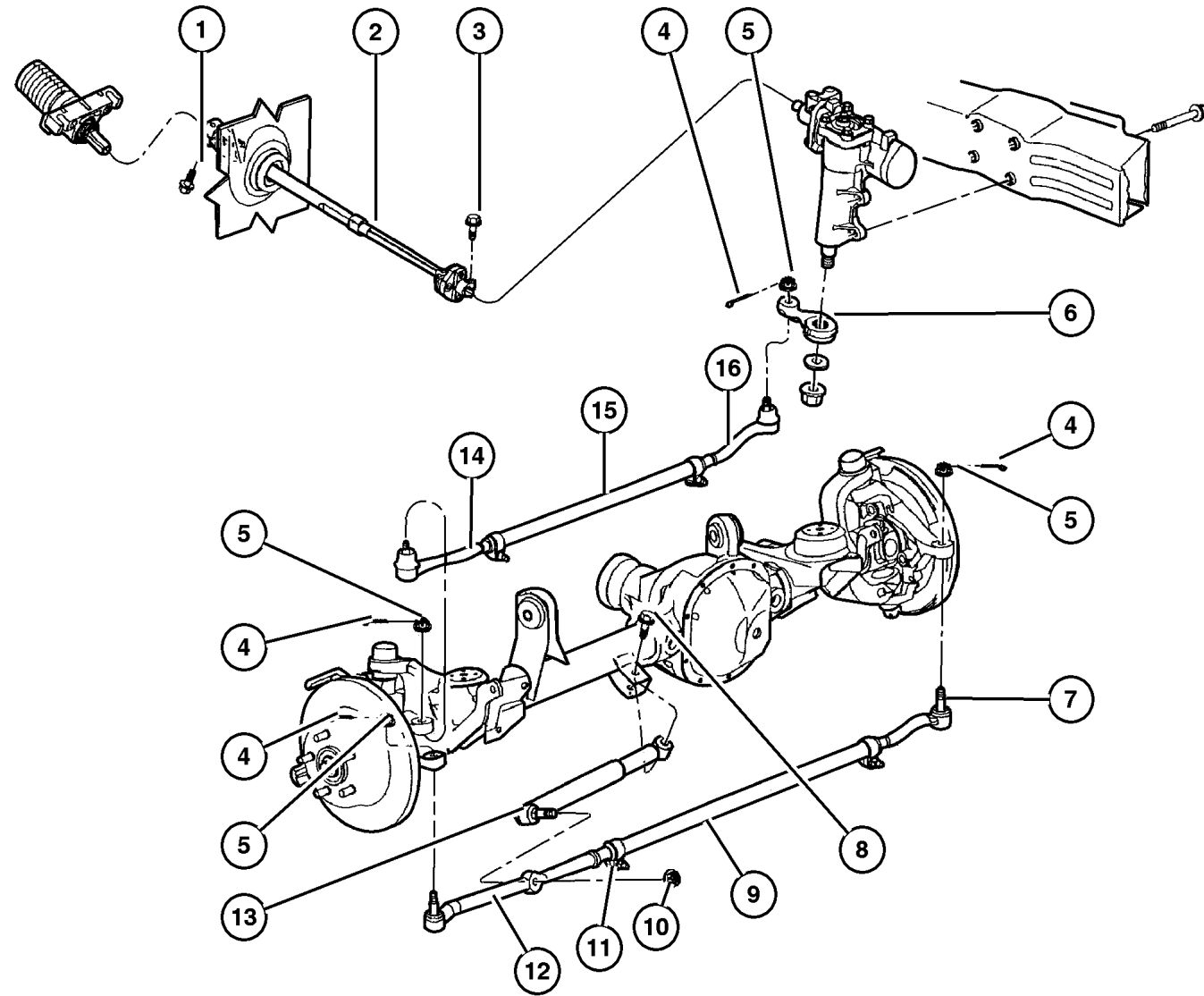
### JEEP GRAND CHEROKEE (WJ)

SERIES	LINE	BODY	ENGINE	TRANSMISSION
H = Laredo	J = 4WD	74 = 4 Door	ERH = 4.0L, Power Tech I-6	DGK = 4 Speed Auto, 42RE
M = Sport	T = 2WD		EVA = 4.7L Power Tech V8	DGQ = 5 Speed Auto, 45RFE
P = Limited			EVC = 4.7L HO V8 MPI	DG0 = All Automatic Trans
S = Overland			ER0 = All 4.0L 6 Cyl Gas	
			EVO = All 4.7l Gas	

AR = Use as required   - = Non illustrated part   # = New this model year

October 1, 2003

## Steering Linkage Figure 019-410



ITEM	PART NUMBER	QTY	LINE	SERIES	BODY	ENGINE	TRANS	TRIM	DESCRIPTION
1	6504 926AA	2							SCREW, Hex Flange Head, M10x1.5x40, Intermediate Shaft to Steering Column
2	52088 253AG	1							SHAFT, Intermediate
3	6504 926AA	2							SCREW, Hex Flange Head, M10x1.5x40, Intermediate Shaft to Steering Gear
4	3420 2101	2							PIN, Cotter Tie Rod to Knuckle
		1							Drag Link to Pitman Arm
		1							Drag Link to Knuckle
5	6034 358	2							NUT, Hex, .50-20 Tie Rod to Knuckle, Mounting
		1							Drag Link to Pitman Arm, Mounting
		1							Drag Link to Knuckle, Mounting
6	5208 8242	1							ARM, Pitman
7	52088 869AA	1							SOCKET, Tie Rod, Outer, to Knuckle, Left
8	6502 473	1							BOLT, Hex Flange Head, M12x1.75x65, Steering Damper to Axle Bracket, Mounting
9	52088 871AB	1							LINK, Steering, Adjuster Tube with Clamps
10	6505 822AA	1							NUT, Damper Stud to Tie Rod, Mounting
11	52088 872AA	1							CLAMP, Steering Damper
12	52088 870AA	1							SOCKET, Tie Rod, Outer, to Knuckle, Right
13	52088 251AB	1							DAMPER, Steering
14	5208 8461	1							SOCKET, Tie Rod, Drag Link to Knuckle
15	52088 463AB	1							LINK, Steering, Adjuster Tube with Clamps
16	5208 8511	1							SOCKET, Tie Rod, Drag Link to Pitman Arm

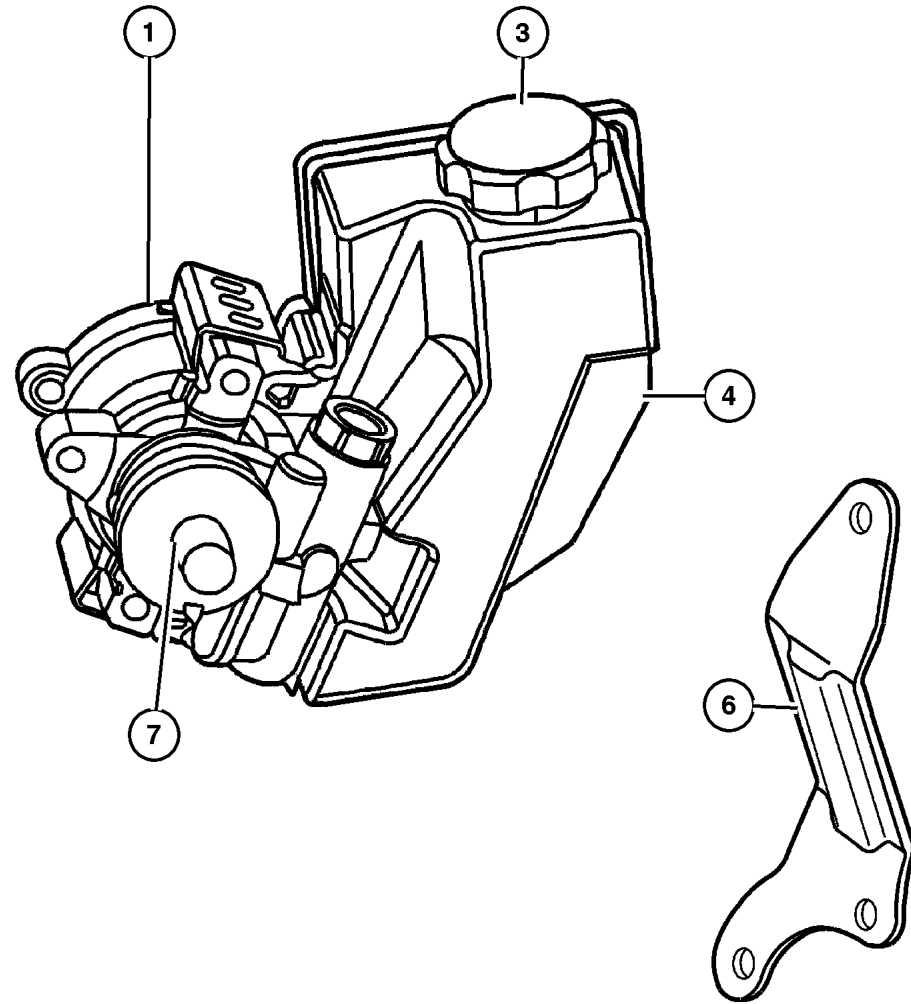
### JEEP GRAND CHEROKEE (WJ)

SERIES	LINE	BODY	ENGINE	TRANSMISSION
H = Laredo	J = 4WD	74 = 4 Door	ERH = 4.0L, Power Tech I-6	DGK = 4 Speed Auto, 42RE
M = Sport	T = 2WD		EVA = 4.7L Power Tech V8	DGQ = 5 Speed Auto, 45RFE
P = Limited			EVC = 4.7L HO V8 MPI	DG0 = All Automatic Trans
S = Overland			ER0 = All 4.0L 6 Cyl Gas	
			EVO = All 4.7L Gas	

AR = Use as required - = Non illustrated part # = New this model year

October 1, 2003

**Power Steering Pump  
Figure 019-510**



ITEM	PART NUMBER	QTY	LINE	SERIES	BODY	ENGINE	TRANS	TRIM	DESCRIPTION
Note: Sales Codes;									
[ER0] = 4.0L 6 Cyl Engine									
[EV0] = 4.7L Gas Engine									
1	52089 300AB	1				EV0			PUMP, Power Steering
-2	5080 551AB	1				ER0			PUMP ASSEMBLY, Power Steering with Pulley
3	4897 287AA	1				ER0			CAP, Power Steering Reservoir
	5073 626AA	1				EV0			
4	5016 184AA	1				ER0			RESERVOIR KIT, power steering pump
-5	5093 219AA	1				EV0			RESERVOIR, Power Steering Pump
6	4854 157	1				ER0			BRACE, Power Steering Pump
7	4728 247	1				ER0			SEAL, Power Steering Pump Shaft
-8	53010 258AB	1				ER0, EV0			PULLEY, Power Steering Pump
-9	6502 425	3				ER0			SCREW AND WASHER, Hex Head, M8x1.25x95, Power Steering Pump and Brace, Mounting
-10	6102 045AA	3				EV0			SCREW AND WASHER, Hex Head, Power Steering Pump, Mounting
-11	52088 914AA	1				EV0			FITTING, Quick Disconnect
-12	5019 705AA	1				EV0			O RING
-13	4778 797AB	1				EV0			SEAL, Power Steering Pump
-14	2537 833	1				EV0			SPRING, Power Steering Pump Flow

**JEEP GRAND CHEROKEE (WJ)**

SERIES	LINE	BODY	ENGINE	TRANSMISSION
H = Laredo	J = 4WD	74 = 4 Door	ERH = 4.0L, Power Tech I-6	DGK = 4 Speed Auto, 42RE
M = Sport	T = 2WD		EVA = 4.7L Power Tech V8	DGQ = 5 Speed Auto, 45RFE
P = Limited			EVC = 4.7L HO V8 MPI	DG0 = All Automatic Trans
S = Overland			ER0 = All 4.0L 6 Cyl Gas	
			EV0 = All 4.7L Gas	

AR = Use as required - = Non illustrated part # = New this model year

October 1, 2003

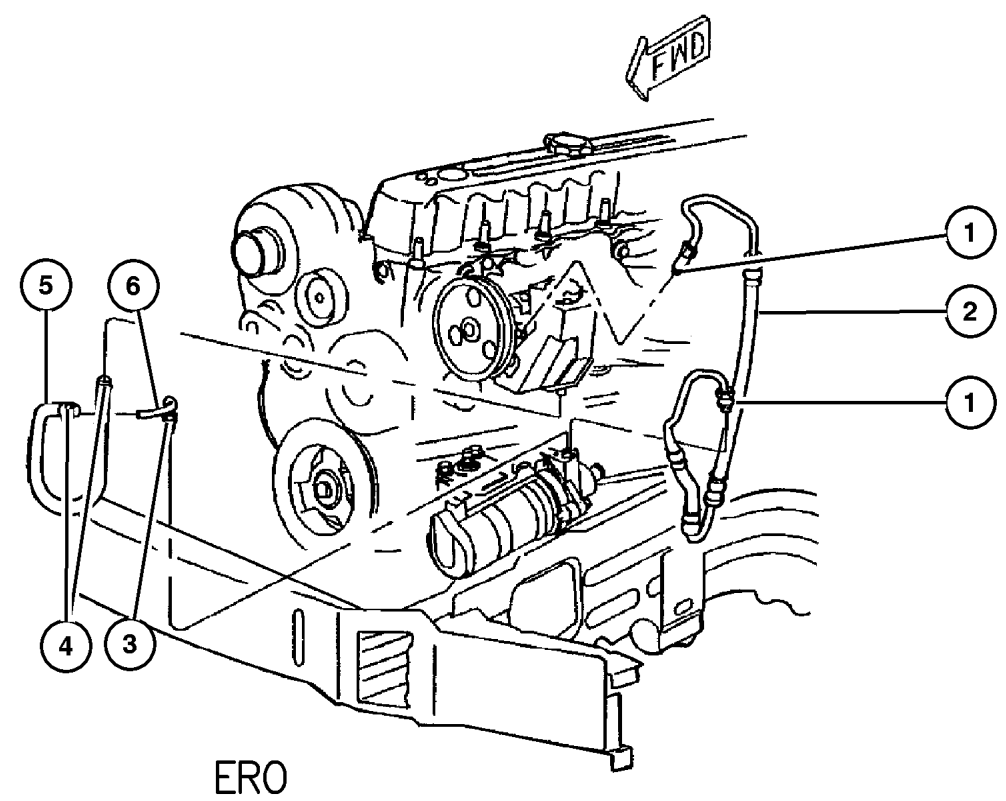
**Power Steering Hoses-4.0L [ER0] Engine  
Figure 019-710**

ITEM	PART NUMBER	QTY	LINE	SERIES	BODY	ENGINE	TRANS	TRIM	DESCRIPTION
------	-------------	-----	------	--------	------	--------	-------	------	-------------

Note:

ER0=All 4.0L 6 Cylinder Gas Engine

1	5205 254	2				ER0			O RING, Power Steering Hose, As Required
2	52088 452AD	1				ER0			HOSE, Power Steering Pressure, Includes Item 3
3	5205 254	2				ER0			O RING, Power Steering Hose
4	2448 761	1				ER0			CLAMP, Hose, As Required
5	#52088 774AC	1				ER0			HOSE, Power Steering Return, Includes Item 6
6	#52088 775AB	1				ER0			TUBE, Power Steering Return, Includes Item 5



**JEEP GRAND CHEROKEE (WJ)**

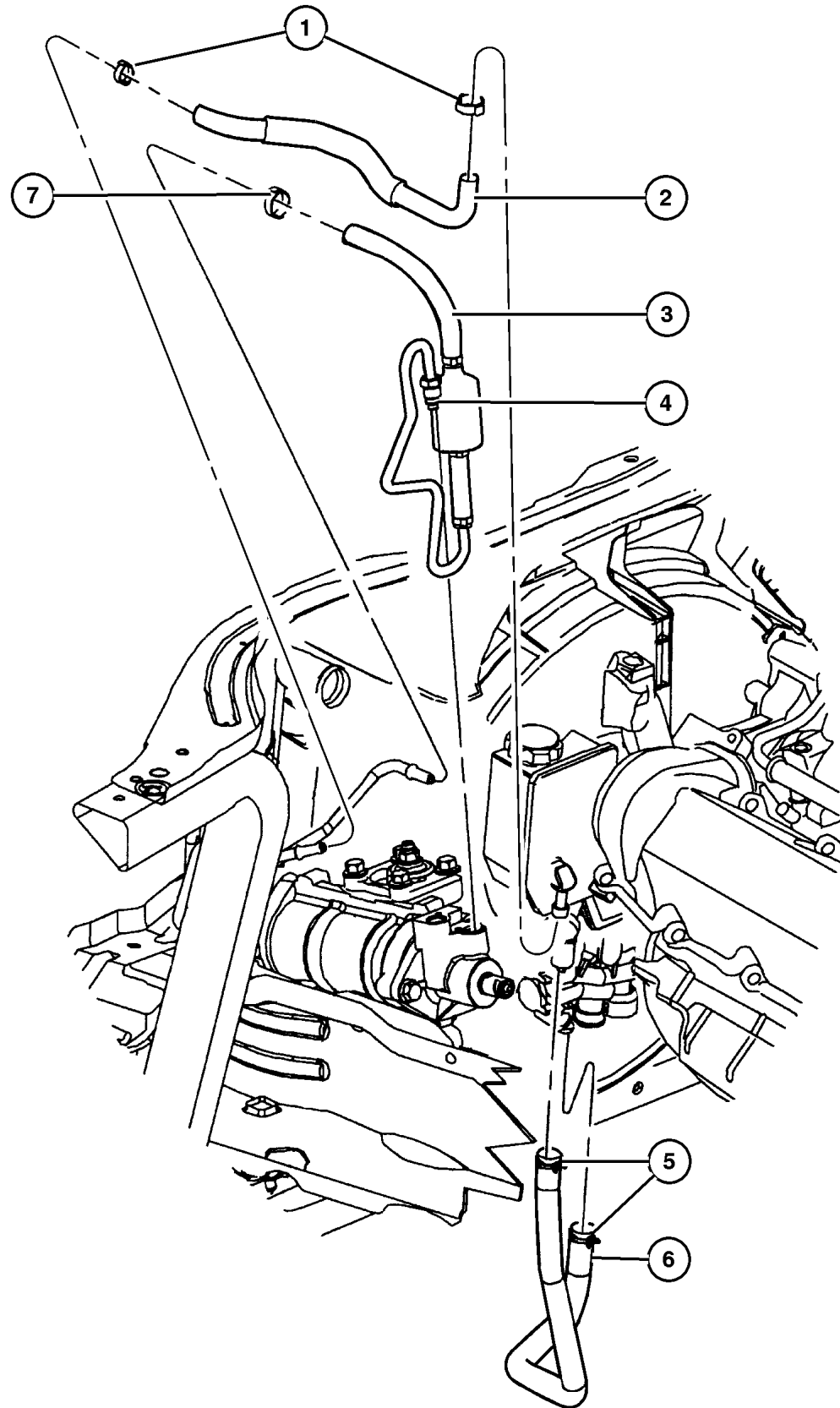
SERIES	LINE	BODY	ENGINE	TRANSMISSION
H = Laredo	J = 4WD	74 = 4 Door	ERH = 4.0L, Power Tech I-6	DGK = 4 Speed Auto, 42RE
M = Sport	T = 2WD		EVA = 4.7L Power Tech V8	DGQ = 5 Speed Auto, 45RFE
P = Limited			EVC = 4.7L HO V8 MPI	DG0 = All Automatic Trans
S = Overland			ER0 = All 4.0L 6 Cyl Gas	
			EVO = All 4.7l Gas	

AR = Use as required - = Non illustrated part # = New this model year

October 1, 2003



**Power Steering Hoses-4.7L [EV0] Engine  
Figure 019-720**



ITEM	PART NUMBER	QTY	LINE	SERIES	BODY	ENGINE	TRANS	TRIM	DESCRIPTION
------	-------------	-----	------	--------	------	--------	-------	------	-------------

Note: Sales Codes;

EV0= All 4.7L Engines

Note: For hoses that are attached to the Cooling Module, see Group 7.

1	2448 770	2				EV0			CLAMP, Hose
2	52088 922AE	1				EV0			HOSE, Power Steering Return
3	52088 918AG	1				EV0			HOSE, Power Steering Return
4	5205 254	2				EV0			O RING, Power Steering Hose
5	6502 017	2				EV0			CLAMP, Heater Hose
6	52088 916AB	1				EV0			HOSE, Power Steering Reservoir
7	6507 233AA	1				EV0			CLAMP, Hose, Spring Type
-8	55116 805AA	1				EV0			CLIP, Hose to Shroud, Mounting
-9	52079 928AA	1				EV0			CLIP, Line, Pressure Line 1/2'
-10	52088 116AB	1				EV0			FITTING, Quick Connect
-11	5019 708AD	1				EV0			HOSE PACKAGE, Hydraulic Fan

**JEEP GRAND CHEROKEE (WJ)**

SERIES	LINE	BODY	ENGINE	TRANSMISSION
H = Laredo	J = 4WD	74 = 4 Door	ERH = 4.0L, Power Tech I-6	DGK = 4 Speed Auto, 42RE
M = Sport	T = 2WD		EVA = 4.7L Power Tech V8	DGQ = 5 Speed Auto, 45RFE
P = Limited			EVC = 4.7L HO V8 MPI	DG0 = All Automatic Trans
S = Overland			ER0 = All 4.0L 6 Cyl Gas	
			EV0 = All 4.7L Gas	

AR = Use as required - = Non illustrated part # = New this model year

October 1, 2003

# Group – 42RE

## Automatic Transmission 4 Speed

### GROUP 42RE - Automatic Transmission 4 Speed

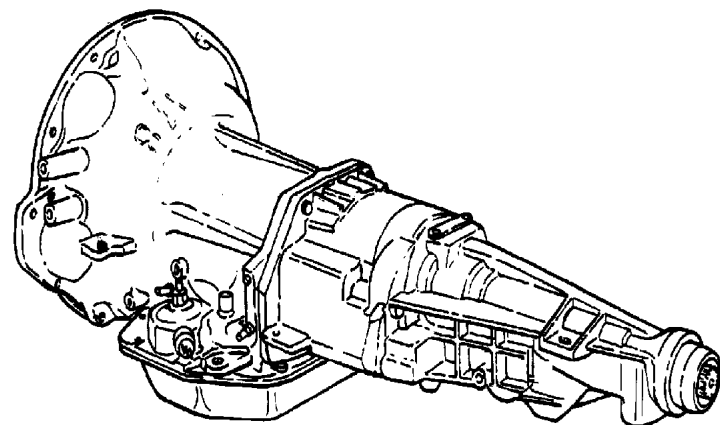


Illustration Title

Group-Fig. No.

#### Transmission Assembly

Transmission [42RE] [DGK] ..... Fig. 42RE-110

#### Case and Extension

Case and Related Parts [42RE] [DGK] ..... Fig. 42RE-210

Case Rear [42RE] [DGK] ..... Fig. 42RE-220

#### Oil Pump

Oil Pump [42RE] [DGK] ..... Fig. 42RE-310

#### Gear Train

Gear Train [42RE] [DGK] ..... Fig. 42RE-410

Gear Train and Intermediate Shaft [42RE] [DGK] ..... Fig. 42RE-420

Output Shaft [42RE] [DGK] ..... Fig. 42RE-430

#### Bands, Reverse and Kickdown

Bands [42RE] [DGK] ..... Fig. 42RE-510

#### Valve Body

Valve Body [42RE] [DGK] ..... Fig. 42RE-710

Servos [42RE] [DGK] ..... Fig. 42RE-720

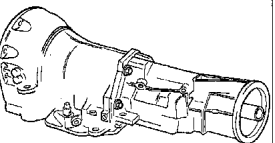
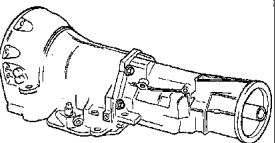


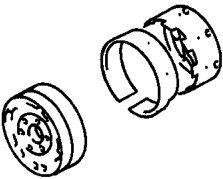
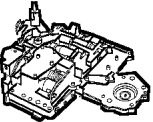
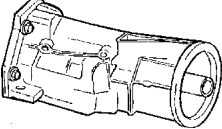

Parking Sprag [42RE] [DGK] ..... Fig. 42RE-730

#### Overdrive Gear Train

Overdrive Gear Train [42RE] [DGK] ..... Fig. 42RE-1010

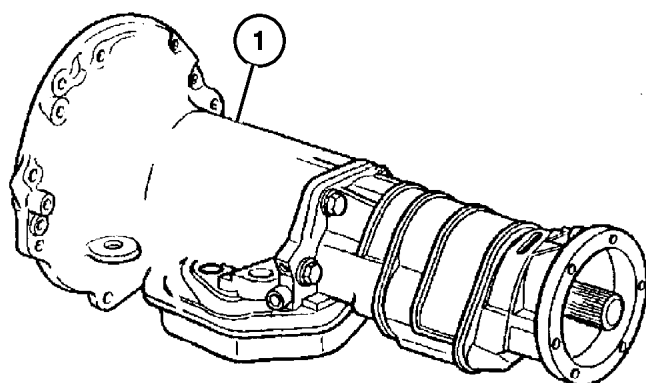
#### Gearshift Controls

Gearshift Controls [42RE] [DGK] ..... Fig. 42RE-1210

<p><b>42RE-100</b> Transmission Assembly</p> 	<p><b>42RE-200</b> Case and Extension</p> 	<p><b>42RE-300</b> Oil Pump</p> 	<p><b>42RE-400</b> Gear Train</p> 
<p><b>42RE-500</b> Bands, Reverse and Kickdown</p> 	<p><b>42RE-700</b> Valve Body</p> 	<p><b>42RE-1000</b> Overdrive Gear Train</p> 	<p><b>42RE-1200</b> Gearshift Controls</p> 

**Transmission [42RE] [DGK]  
Figure 42RE-110**

ITEM	PART NUMBER	QTY	LINE	SERIES	BODY	ENGINE	TRANS	TRIM	DESCRIPTION
NOTES: Sales Codes									
[DGK] = 4 Speed Automatic Transmissions [42RE]									
1									TRANSMISSION PACKAGE
	5015 273AA	1	T				DGK		
	5015 274AA	1	J				DGK		
-2									OVERDRIVE
	5211 8782	1	T				DGK		
	52118 783AB	1	J				DGK		



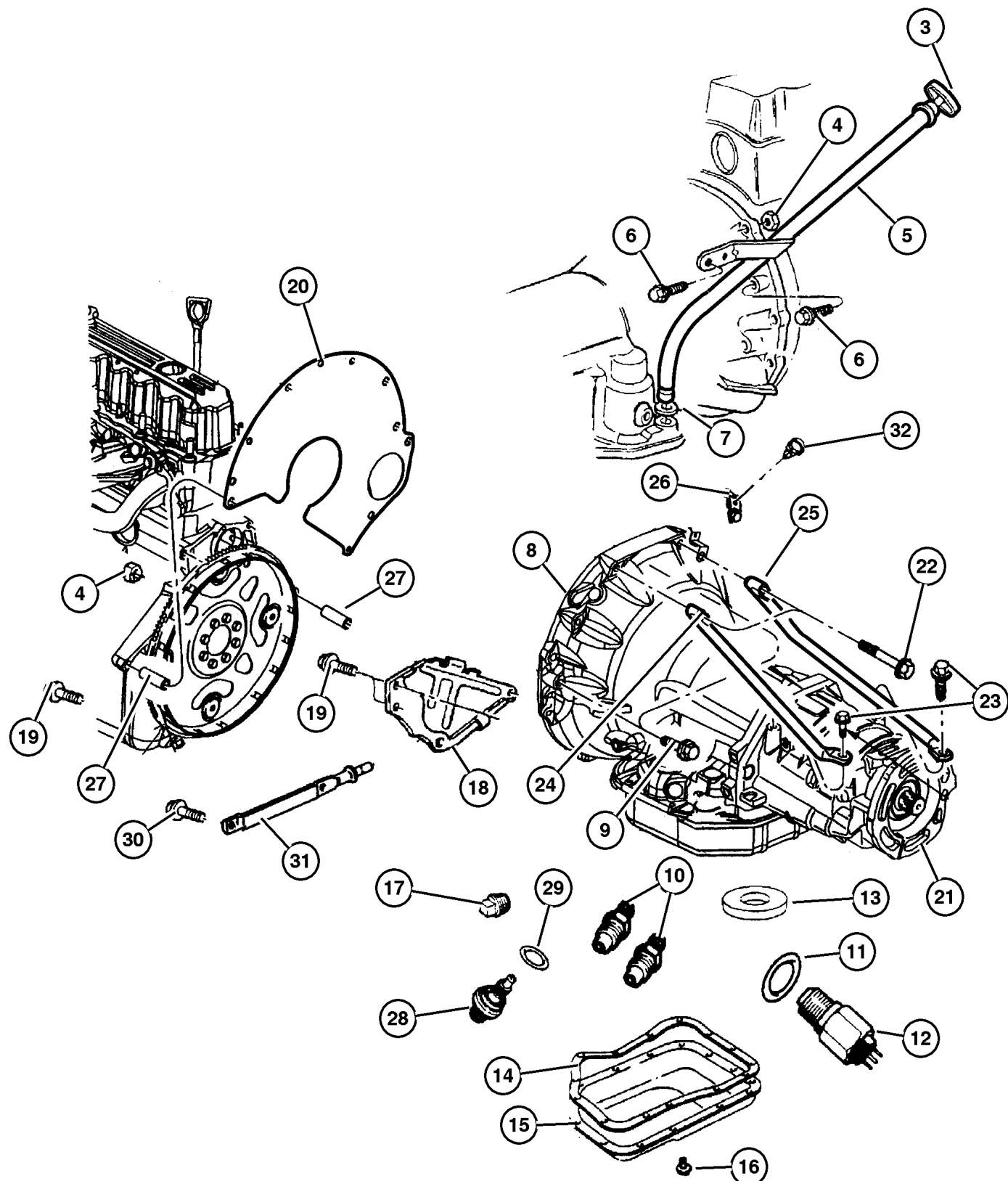
**JEEP GRAND CHEROKEE (WJ)**

SERIES	LINE	BODY	ENGINE	TRANSMISSION
H = Laredo	J = 4WD	74 = 4 Door	ERH = 4.0L, Power Tech I-6	DGK = 4 Speed Auto, 42RE
M = Sport	T = 2WD		EVA = 4.7L Power Tech V8	DGQ = 5 Speed Auto, 45RFE
P = Limited			EVC = 4.7L HO V8 MPI	DG0 = All Automatic Trans
S = Overland			ER0 = All 4.0L 6 Cyl Gas	
			EVO = All 4.7l Gas	

AR = Use as required - = Non illustrated part # = New this model year

October 1, 2003

Case and Related Parts [42RE] [DGK]  
Figure 42RE-210



ITEM	PART NUMBER	QTY	LINE	SERIES	BODY	ENGINE	TRANS	TRIM	DESCRIPTION
NOTES: Sales Codes									
[DGK] = 4 Speed Automatic Transmissions [42RE]									
[DG0] = All Automatic Transmissions									
[ER0] = All 4.0L Gas Engines									
-1									OVERHAUL PACKAGE, Transmission
	5080 605AA	1	J				DGK		
		1	T				DGK		
-2									SEAL AND GASKET PACKAGE, Transmission
	5080 604AA	1	T				DGK		
		1	J				DGK		
3	52118 641AD	1				ER0	DG0		INDICATOR, Transmission Fluid Level
4	J021 9422	1					DGK		NUT, Hex
5	5210 4247	1					DGK		TUBE, Transmission Oil Filler
6	0153 371	1					DGK		BOLT, Hex Head, .375-16x2.25
7	52118 629AB	1				ER0	DG0		SEAL, Oil Filler Tube
8	5211 8291	1	T				DGK		CASE, Transmission
		1	J				DGK		
9	J400 4370	2				ER0	DG0		BOLT AND WASHER, Hex Head, .437-14x2.75
10	6033 879	2	T				DGK		NUT, Inverted Flare, .62-18
		2	J				DGK		
11	2408 143	1	T				DGK		WASHER, Switch
		1	J				DGK		
12	3747 361	1	T				DGK		SWITCH, Neutral, Safety, Back Up
		1	J				DGK		
13	3681 601	1	T				DGK		MAGNET, Transmission
		1	J				DGK		
14	4295 875AC	1	J				DGK		GASKET, Oil Pan
15	52118 779AD	1	T				DGK		PAN, Transmission Oil
		1	J				DGK		
16	6036 402AA	14	T				DGK		SCREW

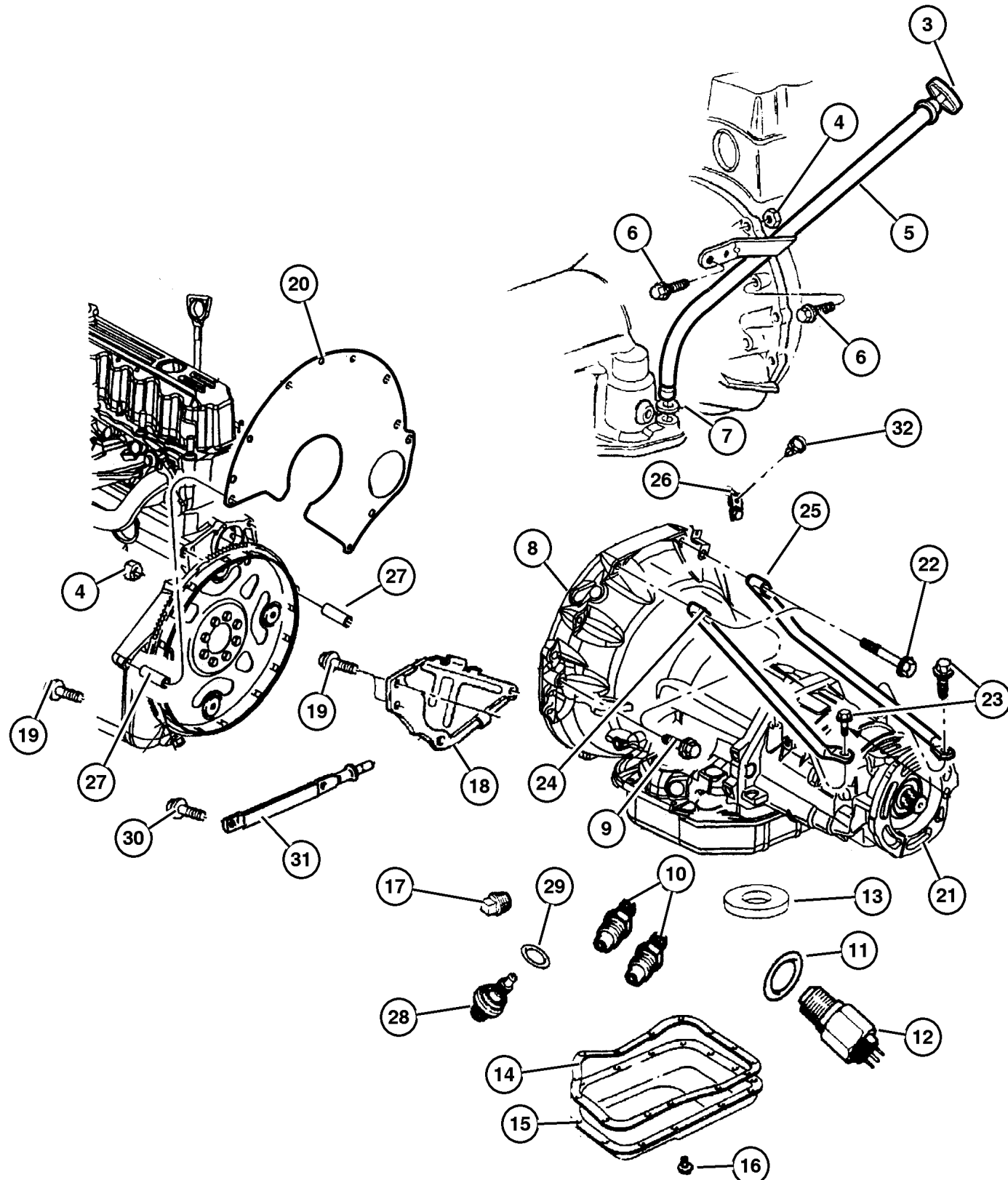
JEEP GRAND CHEROKEE (WJ)

SERIES	LINE	BODY	ENGINE	TRANSMISSION
H = Laredo	J = 4WD	74 = 4 Door	ERH = 4.0L, Power Tech I-6	DGK = 4 Speed Auto, 42RE
M = Sport	T = 2WD		EVA = 4.7L Power Tech V8	DGQ = 5 Speed Auto, 45RFE
P = Limited			EVC = 4.7L HO V8 MPI	DG0 = All Automatic Trans
S = Overland			ER0 = All 4.0L 6 Cyl Gas	
			EVO = All 4.7L Gas	

AR = Use as required - = Non illustrated part # = New this model year

October 1, 2003

Case and Related Parts [42RE] [DGK]  
Figure 42RE-210



ITEM	PART NUMBER	QTY	LINE	SERIES	BODY	ENGINE	TRANS	TRIM	DESCRIPTION
			14	J			DGK		
17	6028 095	1	T				DGK		PLUG, Pressure Check
		1	J				DGK		
18	52118 136AB	1				ER0	DG0		COVER, Converter
19									SCREW AND WASHER, Hex Head, .312-18x.625
	4723 548	1	T				DGK		
		1	J				DGK		
20	J323 7847	1				ER0	DG0		SPACER, Clutch Housing
21	5012 428AA	1	J				DGK		ADAPTER, Transfer Case
22	6034 242	2	J			ER0	DG0		SCREW AND WASHER
23	6027 865	2	J			ER0	DG0		SCREW, .375-16x1.375
24	5210 4201	1	J			ER0	DG0		BRACE, Bending Transmission, Top Left
25	5210 4200	1	J			ER0	DG0		BRACE, Bending Transmission, Top Right
26	5209 8522	1	J			ER0			BRACKET, Tube
27	J400 5148	2				ER0			DOWEL, Transmission
28									SENSOR, Transmission Output Speed
	4800 879	1	T				DGK		
		1	J				DGK		
29	6501 658AB	1	T				DGK		O RING, Trans Speed Sensor
		1	J				DGK		
30	6034 498	2	J			ER0	DG0		SCREW AND WASHER, Hex Head, .312-18x1.25
31	52104 250AA	1	J			ER0	DG0		BRACE, Bell Housing
32									CLIP
	5211 8181	1	T				DGK		
		1	J				DGK		

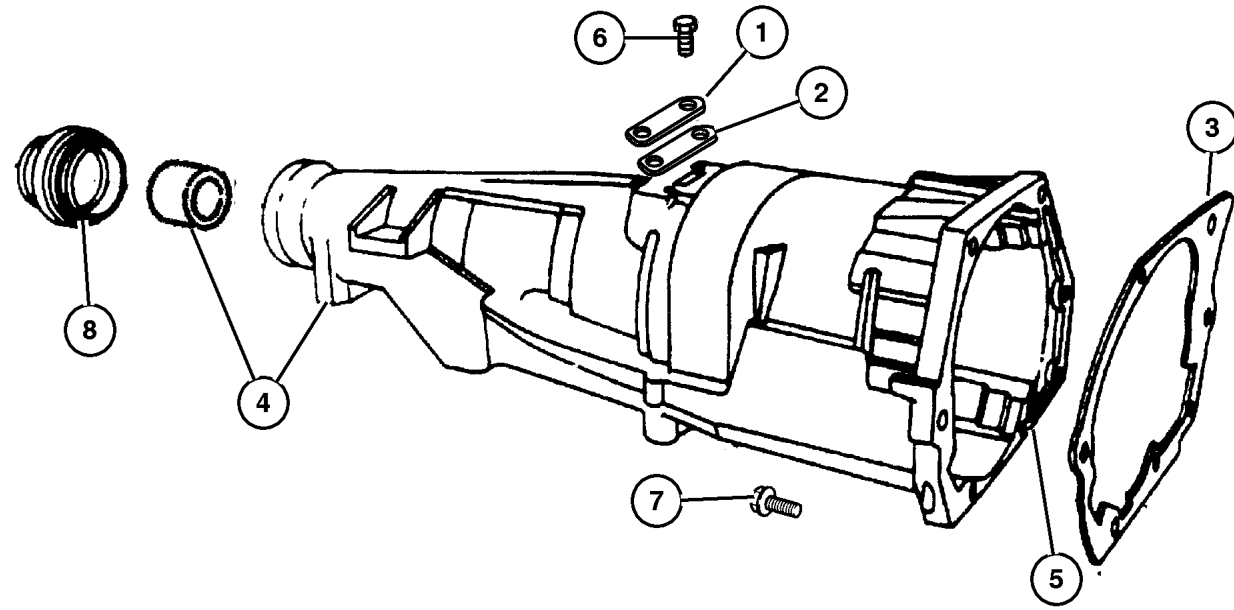
JEEP GRAND CHEROKEE (WJ)

SERIES	LINE	BODY	ENGINE	TRANSMISSION
H = Laredo	J = 4WD	74 = 4 Door	ERH = 4.0L, Power Tech I-6	DGK = 4 Speed Auto, 42RE
M = Sport	T = 2WD		EVA = 4.7L Power Tech V8	DGQ = 5 Speed Auto, 45RFE
P = Limited			EVC = 4.7L HO V8 MPI	DG0 = All Automatic Trans
S = Overland			ER0 = All 4.0L 6 Cyl Gas	
			EVO = All 4.7L Gas	

AR = Use as required - = Non illustrated part # = New this model year

October 1, 2003

Case Rear [42RE] [DGK]  
Figure 42RE-220



ITEM	PART NUMBER	QTY	LINE	SERIES	BODY	ENGINE	TRANS	TRIM	DESCRIPTION
NOTES: Sales Codes									
[DGK] = 4 Speed Automatic Transmissions [42RE]									
1	2466 957	1	T				DGK		COVER, Transmission Converter
		1	J				DGK		
2	2801 398	1	T				DGK		GASKET, Transmission
		1	J				DGK		
3	4471 564	1	T				DGK		GASKET, Overdrive Piston Retainer
		1	J				DGK		
4	5003 231AA	1	T				DGK		CASE, Transmission Rear
5	5012 428AA	1	J				DGK		ADAPTER, Transfer Case
6									SCREW, (NOT SERVICED) (Not Serviced)
7									SCREW, Hex Flange Head, .375-16x1.38
	6036 046AA	7	T				DGK		
		7	J				DGK		
8	4531 216AB	1	T				DGK		SEAL, Output Shaft
-9	4269 956AB	1	J				DGK		SEAL, Adapter

JEEP GRAND CHEROKEE (WJ)

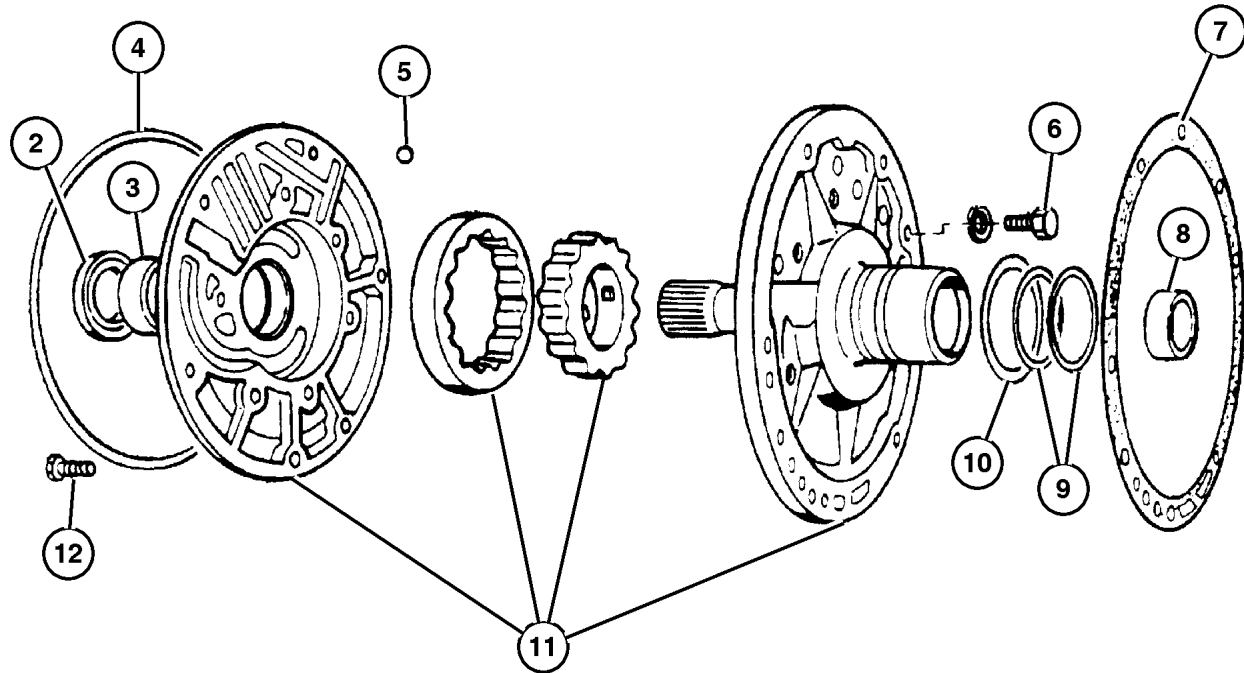
SERIES	LINE	BODY	ENGINE	TRANSMISSION
H = Laredo	J = 4WD	74 = 4 Door	ERH = 4.0L, Power Tech I-6	DGK = 4 Speed Auto, 42RE
M = Sport	T = 2WD		EVA = 4.7L Power Tech V8	DGQ = 5 Speed Auto, 45RFE
P = Limited			EVC = 4.7L HO V8 MPI	DG0 = All Automatic Trans
S = Overland			ER0 = All 4.0L 6 Cyl Gas	
			EVO = All 4.7l Gas	

AR = Use as required - = Non illustrated part # = New this model year

October 1, 2003

Oil Pump [42RE] [DGK]  
Figure 42RE-310

ITEM	PART NUMBER	QTY	LINE	SERIES	BODY	ENGINE	TRANS	TRIM	DESCRIPTION
-1									GASKET AND SEAL PACKAGE, Transmission Oil Pump
	4713 108AB	1	T				DGK		
		1	J				DGK		
2									SEAL, Impeller Hub, 57.25mm OD
	4412 475	1	T				DGK		
		1	J				DGK		
3									BUSHING, Front Pump
	2466 796	1	T				DGK		
		1	J				DGK		
4									SEAL, Front Pump Housing
	2204 709	1	T				DGK		
		1	J				DGK		
5									BALL, Valve Body Check
	0104 918	1	T				DGK		
		1	J				DGK		
6									SCREW, Hex Head, .312-18x.687
	0179 815	6	T				DGK		
		6	J				DGK		
7									GASKET, Transmission Oil Pump
	5211 8266	1	T				DGK		
		1	J				DGK		
8									BUSHING, Reaction Shaft
	4058 635	1	T				DGK		
		1	J				DGK		
9									SEAL, Ring Reaction Support, 2 1/16 O.D.
	4471 874	2	T				DGK		
		2	J				DGK		
10									THRUST WASHER, Front Clutch
	4617 786	1	T				DGK		
		1	J				DGK		
11									PUMP, Transmission Oil
	4778 552AB	1	J				DGK		
		1	T				DGK		
12									SCREW AND WASHER, Hex Flange Head, .312-18x1.375
	6023 943	6	T				DGK		
		6	J				DGK		



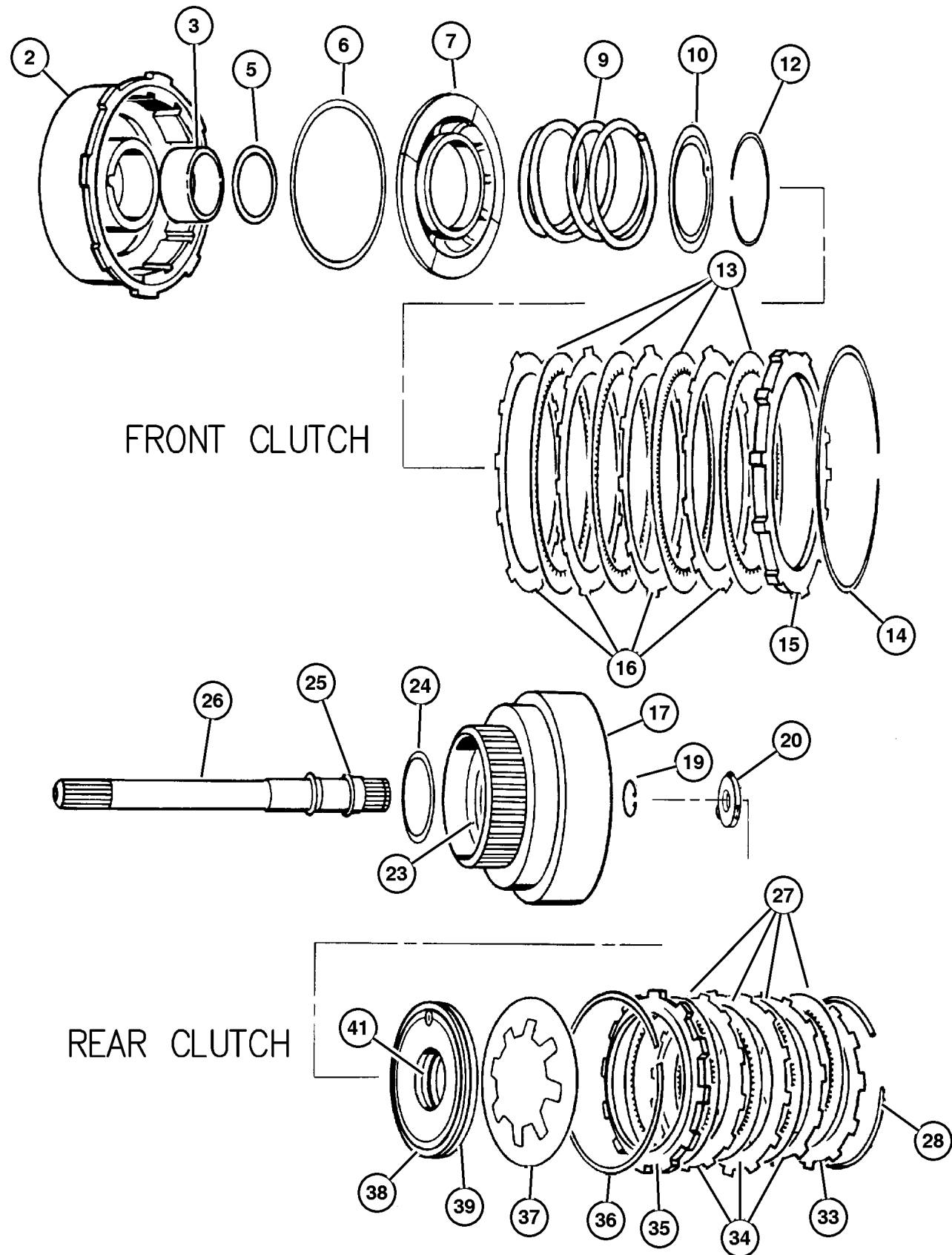
JEEP GRAND CHEROKEE (WJ)

SERIES	LINE	BODY	ENGINE	TRANSMISSION
H = Laredo	J = 4WD	74 = 4 Door	ERH = 4.0L, Power Tech I-6	DGK = 4 Speed Auto, 42RE
M = Sport	T = 2WD		EVA = 4.7L Power Tech V8	DGQ = 5 Speed Auto, 45RFE
P = Limited			EVC = 4.7L HO V8 MPI	DG0 = All Automatic Trans
S = Overland			ER0 = All 4.0L 6 Cyl Gas	
			EVO = All 4.7L Gas	

AR = Use as required - = Non illustrated part # = New this model year

October 1, 2003

**Gear Train [42RE] [DGK]  
Figure 42RE-410**



ITEM	PART NUMBER	QTY	LINE	SERIES	BODY	ENGINE	TRANS	TRIM	DESCRIPTION
-1									SEAL PACKAGE, Transmission Clutch
	5252 926AB	1	T				DGK		
		1	J				DGK		
2									RETAINER AND BUSHING, Transmission Front Clutch
	4531 285AB	1	T				DGK		
		1	J				DGK		
3									BUSHING, Front Clutch
	4617 157	1	T				DGK		
		1	J				DGK		
-4									BUSHING, Rear Clutch
	4617 159	1	T				DGK		
		1	J				DGK		
5									SEAL, Front Clutch Piston
	52852 923AA	1	T				DGK		
		1	J				DGK		
6									SEAL, Front Piston Clutch
	52852 925AA	1	T				DGK		
		1	J				DGK		
7									PISTON, Clutch
	4617 154AB	1	T				DGK		
		1	J				DGK		
-8									CHECK BALL, Dia-.187
	0147 483	1	T				DGK		
		1	J				DGK		
9									SPRING, Front Clutch
	3515 054	1	T				DGK		
		1	J				DGK		
10									RETAINER, Transmission Front Clutch Piston Spring
	4617 516AC	1	T				DGK		
		1	J				DGK		
-11									CHECK BALL, Dia-.187
	0147 483	1	T				DGK		
		1	J				DGK		
12									SNAP RING
	1942 400	1	T				DGK		
		1	J				DGK		
13									DISC, Direct Clutch
	4617 362	4	T				DGK		

**JEEP GRAND CHEROKEE (WJ)**

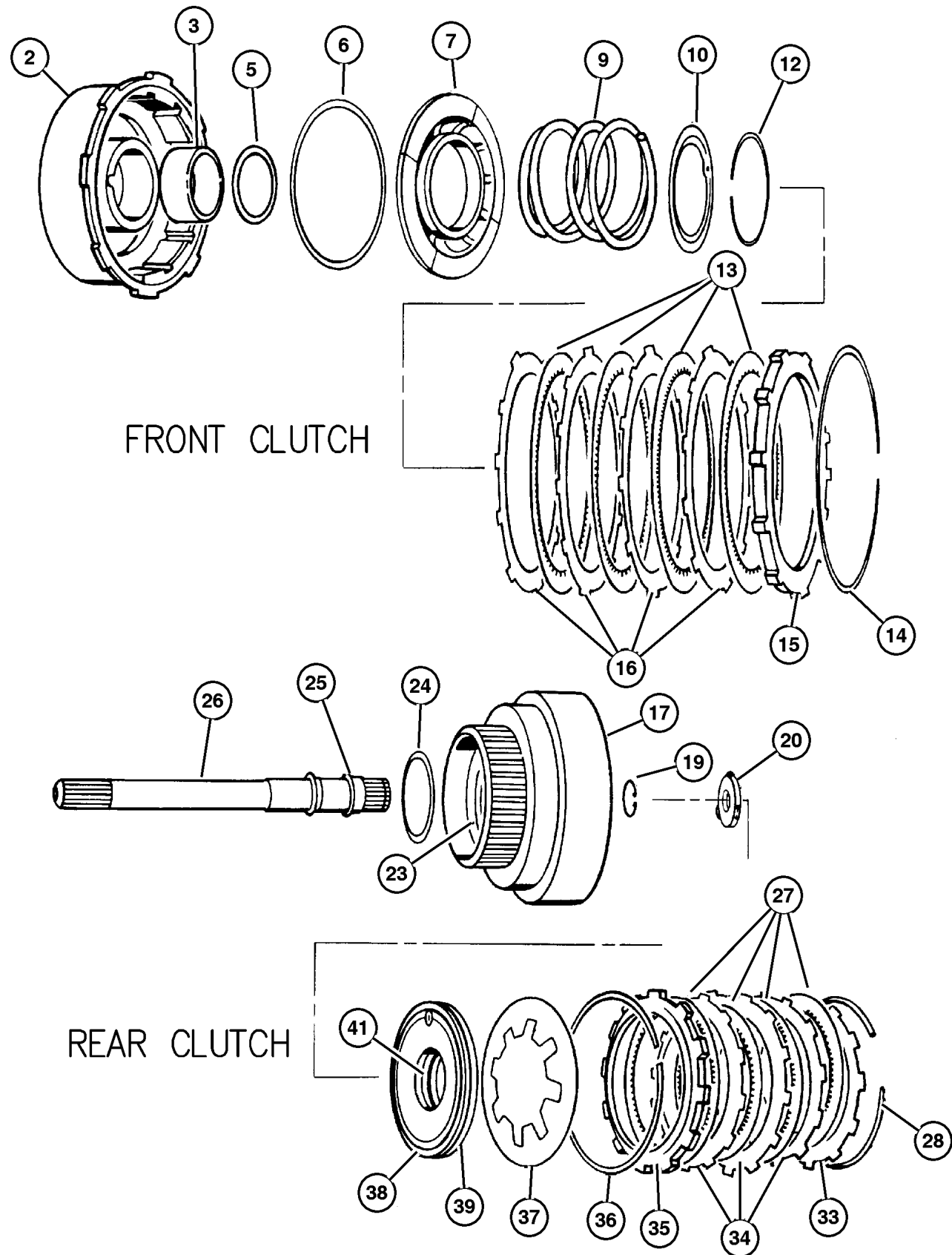
<b>SERIES</b>	<b>LINE</b>	<b>BODY</b>	<b>ENGINE</b>	<b>TRANSMISSION</b>
H = Laredo	J = 4WD	74 = 4 Door	ERH = 4.0L, Power Tech I-6	DGK = 4 Speed Auto, 42RE
M = Sport	T = 2WD		EVA = 4.7L Power Tech V8	DGQ = 5 Speed Auto, 45RFE
P = Limited			EVC = 4.7L HO V8 MPI	DG0 = All Automatic Trans
S = Overland			ER0 = All 4.0L 6 Cyl Gas	
			EVO = All 4.7L Gas	

AR = Use as required - = Non illustrated part # = New this model year

October 1, 2003



**Gear Train [42RE] [DGK]  
Figure 42RE-410**



ITEM	PART NUMBER	QTY	LINE	SERIES	BODY	ENGINE	TRANS	TRIM	DESCRIPTION
		4	J				DGK		
14	3410 571	1	T				DGK		SNAP RING
		1	J				DGK		
15	4617 176AB	1	T				DGK		PLATE, Transmission Clutch Reaction
		1	J				DGK		
16	1942 403AC	4	T				DGK		PLATE, Clutch Separator
		4	J				DGK		
17	4505 199	1	T				DGK		RETAINER, Transmission Rear Clutch
	2464 463	1	J				DGK		
-18	0147 483	1	T				DGK		CHECK BALL, Dia-.187
		1	J				DGK		
19	6022 859	1	T				DGK		SNAP RING, .890625
		1	J				DGK		
20	4505 185	1	T				DGK		THRUST WASHER, Output Shaft, Gray .052
		1	J				DGK		
-21	4505 186	1	T				DGK		THRUST WASHER, Output Shaft, Red .068
		1	J				DGK		
-22	4505 187	1	T				DGK		THRUST WASHER, Output Shaft, Green .083
		1	J				DGK		
23	4028 333	1	T				DGK		SEAL, Rear Clutch, 1.50 ODx.009 Thk
		1	J				DGK		
24	4617 786	1	T				DGK		THRUST WASHER, Front Clutch
		1	J				DGK		
25									SEAL, Input Shaft

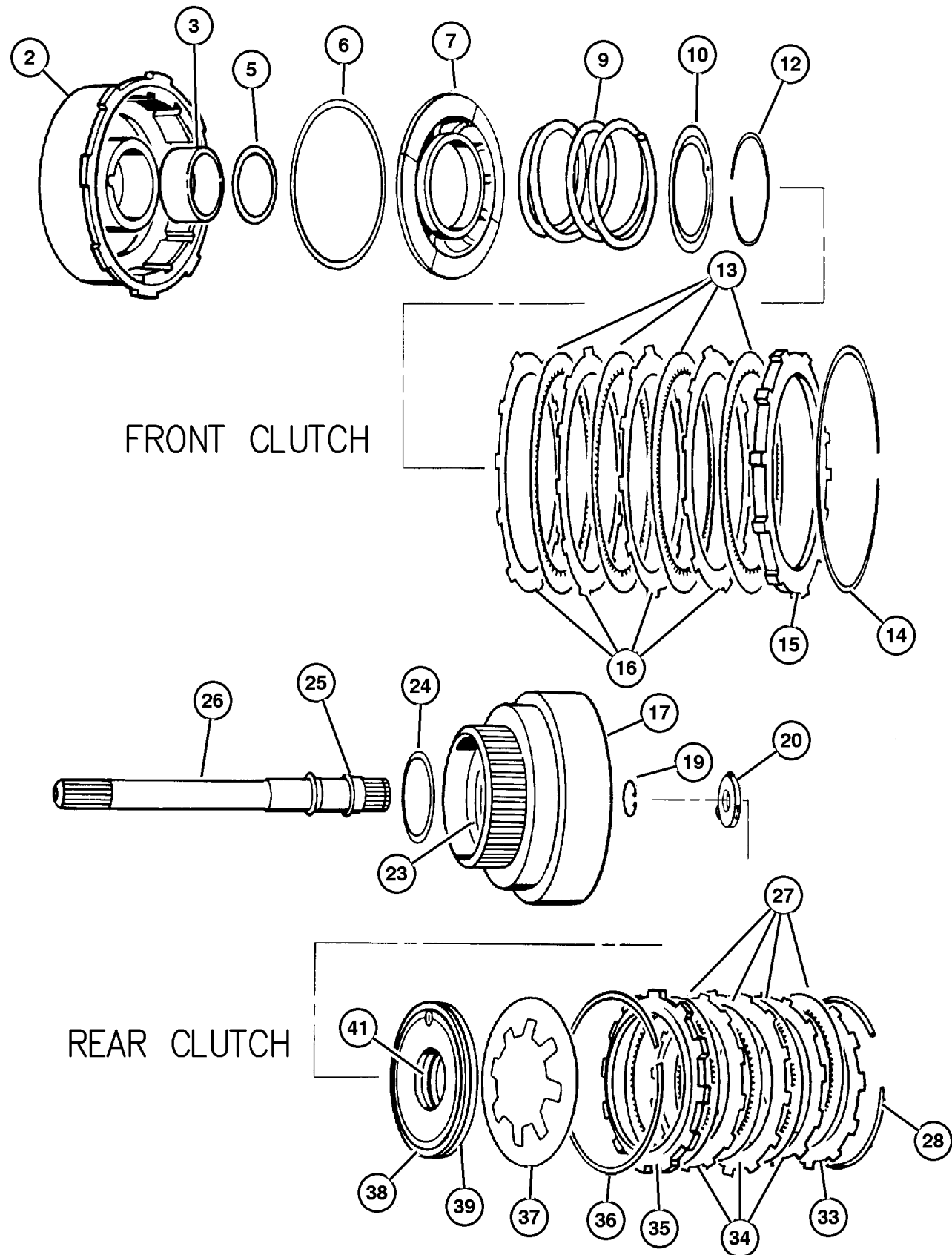
**JEEP GRAND CHEROKEE (WJ)**

<b>SERIES</b>	<b>LINE</b>	<b>BODY</b>	<b>ENGINE</b>	<b>TRANSMISSION</b>
H = Laredo	J = 4WD	74 = 4 Door	ERH = 4.0L, Power Tech I-6	DGK = 4 Speed Auto, 42RE
M = Sport	T = 2WD		EVA = 4.7L Power Tech V8	DGQ = 5 Speed Auto, 45RFE
P = Limited			EVC = 4.7L HO V8 MPI	DG0 = All Automatic Trans
S = Overland			ER0 = All 4.0L 6 Cyl Gas	
			EVO = All 4.7L Gas	

AR = Use as required - = Non illustrated part # = New this model year

October 1, 2003

**Gear Train [42RE] [DGK]  
Figure 42RE-410**



ITEM	PART NUMBER	QTY	LINE	SERIES	BODY	ENGINE	TRANS	TRIM	DESCRIPTION
	1401 221AB	1	T				DGK		
26	4505 189	1	J				DGK		INPUT SHAFT, Transmission
		1	J				DGK		
27	4713 880	4	T				DGK		DISC, Clutch
		4	J				DGK		
28	4130 761	1	T				DGK		SNAP RING
		1	J				DGK		
-29	4539 121	1	T				DGK		SNAP RING, Rear Clutch, .076
		1	J				DGK		
-30	4539 123	1	T				DGK		SNAP RING, Rear Clutch, .095
		1	J				DGK		
-31	4539 122	1	T				DGK		SNAP RING, Rear Clutch, .098
		1	J				DGK		
-32	4539 124	1	T				DGK		SNAP RING, Rear Clutch, .107
		1	J				DGK		
33	4617 176AB	1	T				DGK		PLATE, Transmission Clutch Reaction
		1	J				DGK		
34	1942 403AB	3	T				DGK		PLATE, Clutch Separator
		3	J				DGK		
35	2466 281	1	T				DGK		PLATE, Clutch Pressure
		1	J				DGK		
36	2466 283	1	T				DGK		SPRING, Rear Clutch
		1	J				DGK		
37	4728 487	1	T				DGK		SPRING, Rear Clutch Piston
		1	J				DGK		
38	2538 695	1	T				DGK		SEAL, Rear Clutch Piston

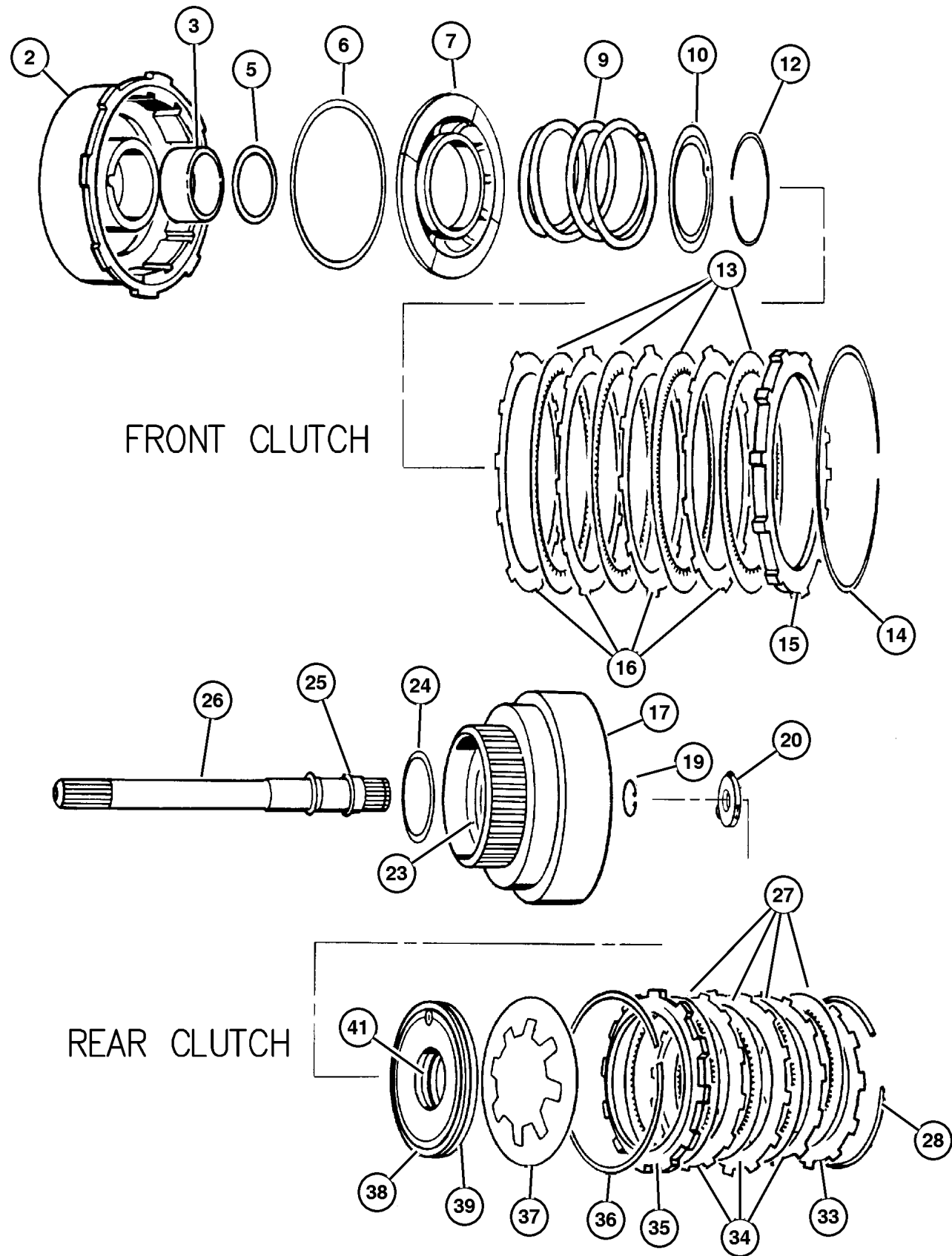
**JEEP GRAND CHEROKEE (WJ)**

<b>SERIES</b>	<b>LINE</b>	<b>BODY</b>	<b>ENGINE</b>	<b>TRANSMISSION</b>
H = Laredo	J = 4WD	74 = 4 Door	ERH = 4.0L, Power Tech I-6	DGK = 4 Speed Auto, 42RE
M = Sport	T = 2WD		EVA = 4.7L Power Tech V8	DGQ = 5 Speed Auto, 45RFE
P = Limited			EVC = 4.7L HO V8 MPI	DG0 = All Automatic Trans
S = Overland			ER0 = All 4.0L 6 Cyl Gas	
			EVO = All 4.7L Gas	

AR = Use as required - = Non illustrated part # = New this model year

October 1, 2003

**Gear Train [42RE] [DGK]  
Figure 42RE-410**



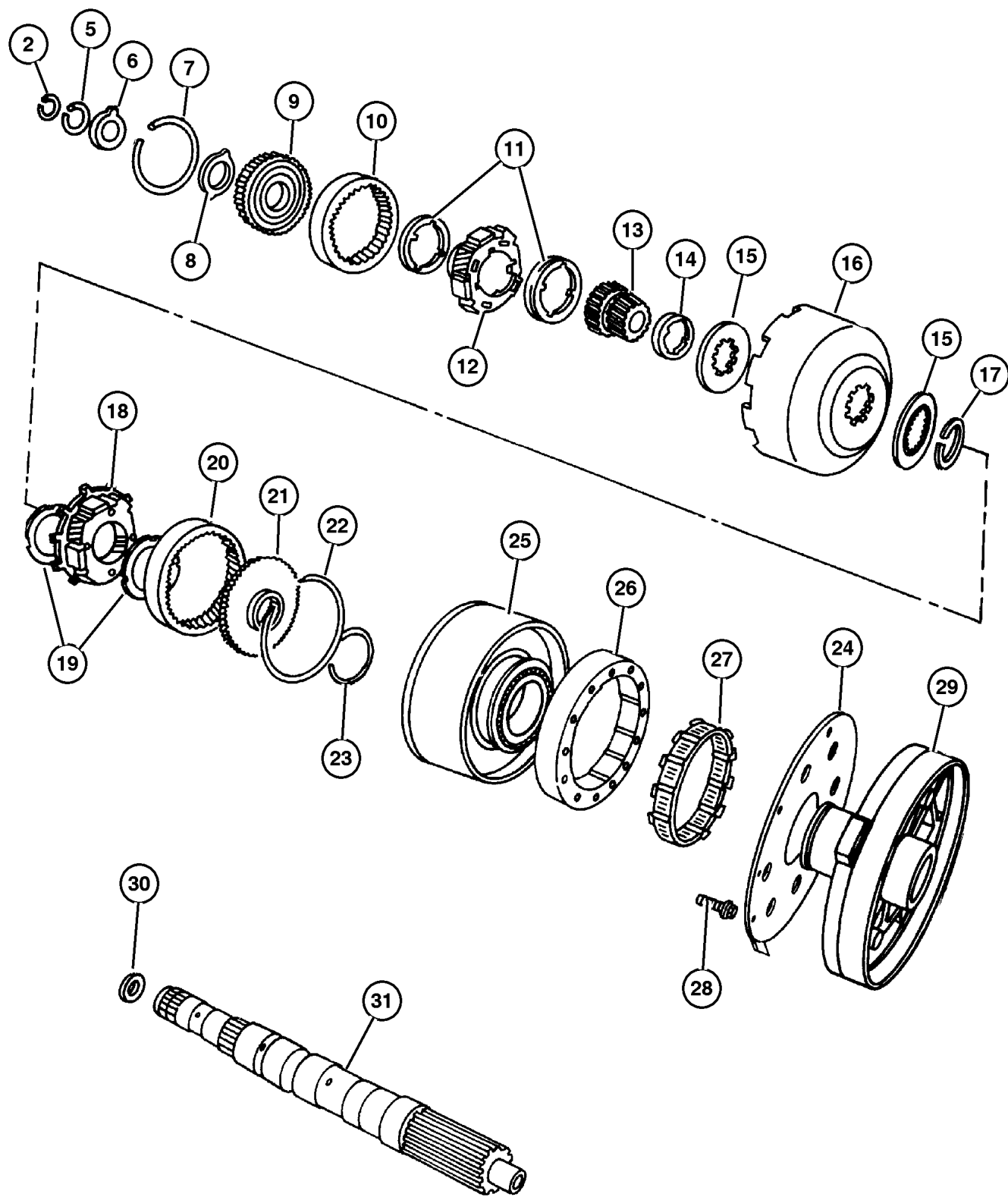
ITEM	PART NUMBER	QTY	LINE	SERIES	BODY	ENGINE	TRANS	TRIM	DESCRIPTION
		1	J				DGK		
39	3515 716	1	T				DGK		PISTON, Clutch
		1	J				DGK		
-40	4617 405AD	1	T				DGK		CLUTCH, Front
		1	J				DGK		
41	2538 510	1	T				DGK		SEAL, Rear Clutch Piston
		1	J				DGK		

**JEEP GRAND CHEROKEE (WJ)**

<b>SERIES</b>	<b>LINE</b>	<b>BODY</b>	<b>ENGINE</b>	<b>TRANSMISSION</b>
H = Laredo	J = 4WD	74 = 4 Door	ERH = 4.0L, Power Tech I-6	DGK = 4 Speed Auto, 42RE
M = Sport	T = 2WD		EVA = 4.7L Power Tech V8	DGQ = 5 Speed Auto, 45RFE
P = Limited			EVC = 4.7L HO V8 MPI	DG0 = All Automatic Trans
S = Overland			ER0 = All 4.0L 6 Cyl Gas	
			EVO = All 4.7l Gas	

AR = Use as required - = Non illustrated part # = New this model year October 1, 2003

**Gear Train and Intermediate Shaft [42RE] [DGK]  
Figure 42RE-420**



ITEM	PART NUMBER	QTY	LINE	SERIES	BODY	ENGINE	TRANS	TRIM	DESCRIPTION
-1									SNAP RING PACKAGE, Transmission
	5014 226AA	1	J				DGK		
		1	T				DGK		
2									SNAP RING, .946 ID
	6026 289	1	T				DGK		
		1	J				DGK		
-3									SNAP RING
	6030 938	1	T				DGK		
		1	J				DGK		
-4									SNAP RING, Output Shaft, 1.029 OD
	6030 404	1	T				DGK		
		1	J				DGK		
5									SNAP RING, Annulus Gear, 1.375 ID
	6030 576	1	T				DGK		
		1	J				DGK		
6									THRUST WASHER, Annulus Gear
	3681 969	1	T				DGK		
		1	J				DGK		
7									SNAP RING
	6030 938	1	T				DGK		
		1	J				DGK		
8									PLATE, Annulus Gear Thrust
	4617 775	1	T				DGK		
		1	J				DGK		
9									SUPPORT, Annulus Gear
	4617 774	1	T				DGK		
	3515 501	1	J				DGK		
10									GEAR, Front Annulus
	4130 512	1	T				DGK		
		1	J				DGK		
11									THRUST WASHER, Planetary Carrier
	4130 518	2	T				DGK		
		2	J				DGK		
12									CARRIER, Planetary Pinion
	4130 514	1	T				DGK		
		1	J				DGK		
13									GEAR, Sun
	4130 685	1	T				DGK		
		1	J				DGK		
14									SPACER, Sun Gear

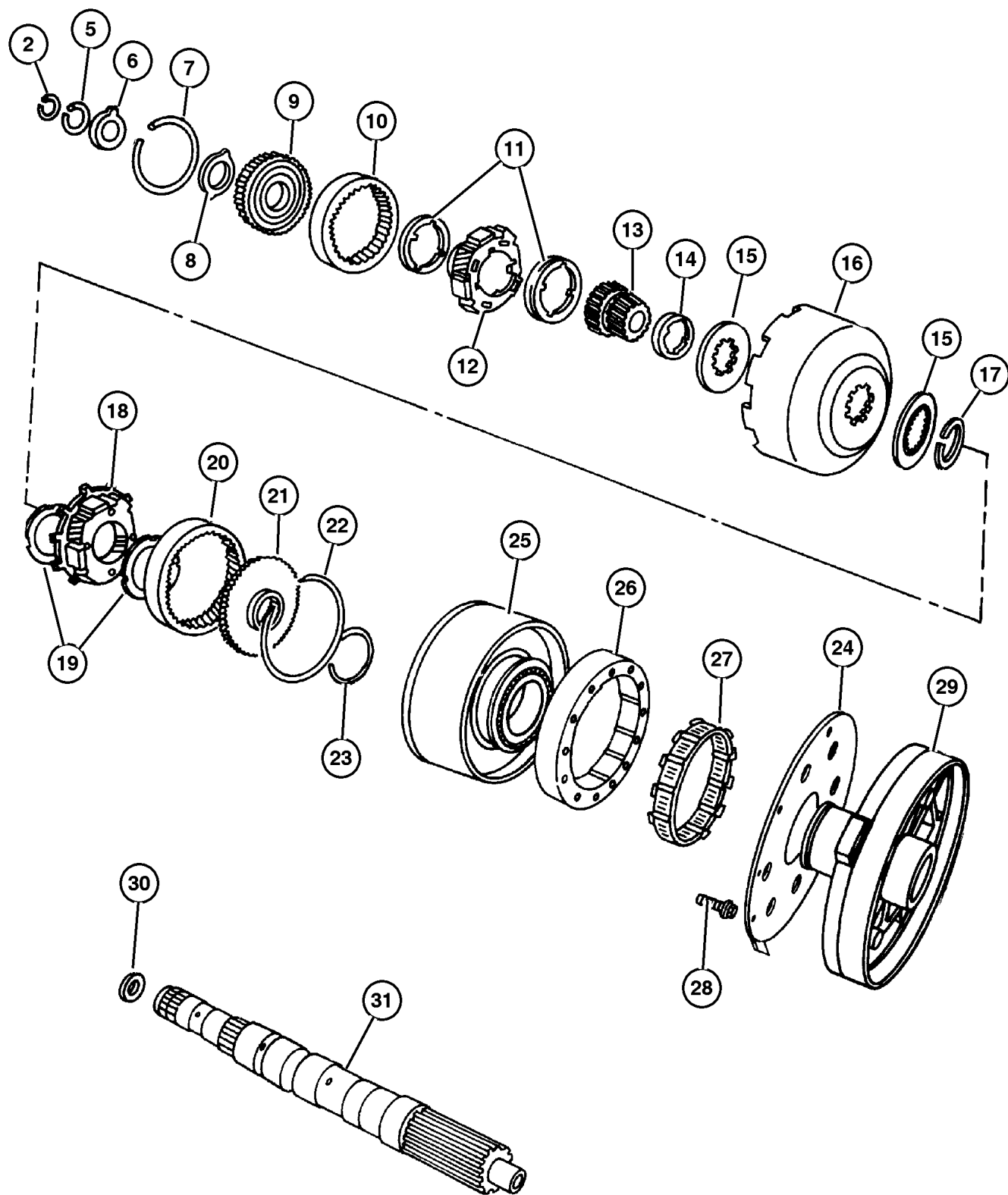
**JEEP GRAND CHEROKEE (WJ)**

SERIES	LINE	BODY	ENGINE	TRANSMISSION
H = Laredo	J = 4WD	74 = 4 Door	ERH = 4.0L, Power Tech I-6	DGK = 4 Speed Auto, 42RE
M = Sport	T = 2WD		EVA = 4.7L Power Tech V8	DGQ = 5 Speed Auto, 45RFE
P = Limited			EVC = 4.7L HO V8 MPI	DG0 = All Automatic Trans
S = Overland			ER0 = All 4.0L 6 Cyl Gas	
			EVO = All 4.7L Gas	

AR = Use as required - = Non illustrated part # = New this model year

October 1, 2003

**Gear Train and Intermediate Shaft [42RE] [DGK]  
Figure 42RE-420**



ITEM	PART NUMBER	QTY	LINE	SERIES	BODY	ENGINE	TRANS	TRIM	DESCRIPTION
	4130 736	1	T				DGK		
15	4471 566	2	T				DGK		PLATE, Transmission Module
		2	J				DGK		
16	4531 288	1	T				DGK		SHELL, Sun Gear
		1	J				DGK		
17	1942 439	1	T				DGK		SNAP RING, Sun Gear Shell
		1	J				DGK		
18	4431 438	1	T				DGK		CARRIER, Planetary Pinion
		1	J				DGK		
19	3681 935	1	T				DGK		THRUST WASHER, Planetary Carrier
		1	J				DGK		
20	3743 184	1	T				DGK		GEAR, Rear Annulus
		1	J				DGK		
21	3515 501	1	T				DGK		SUPPORT, Annulus Gear
		1	J				DGK		
22	1942 444	1	T				DGK		SNAP RING
		1	J				DGK		
23	6033 480	1	T				DGK		SNAP RING, Reverse Drum
		1	J				DGK		
24	4471 564	1	T				DGK		GASKET, Overdrive Piston Retainer
		1	J				DGK		
25	4637 956	1	T				DGK		DRUM PACKAGE, Transmission
		1	J				DGK		
26	4431 690	1	T				DGK		CAM, Overrunning Clutch
		1	J				DGK		
27	4431 432	1	T				DGK		CLUTCH, Overrunning

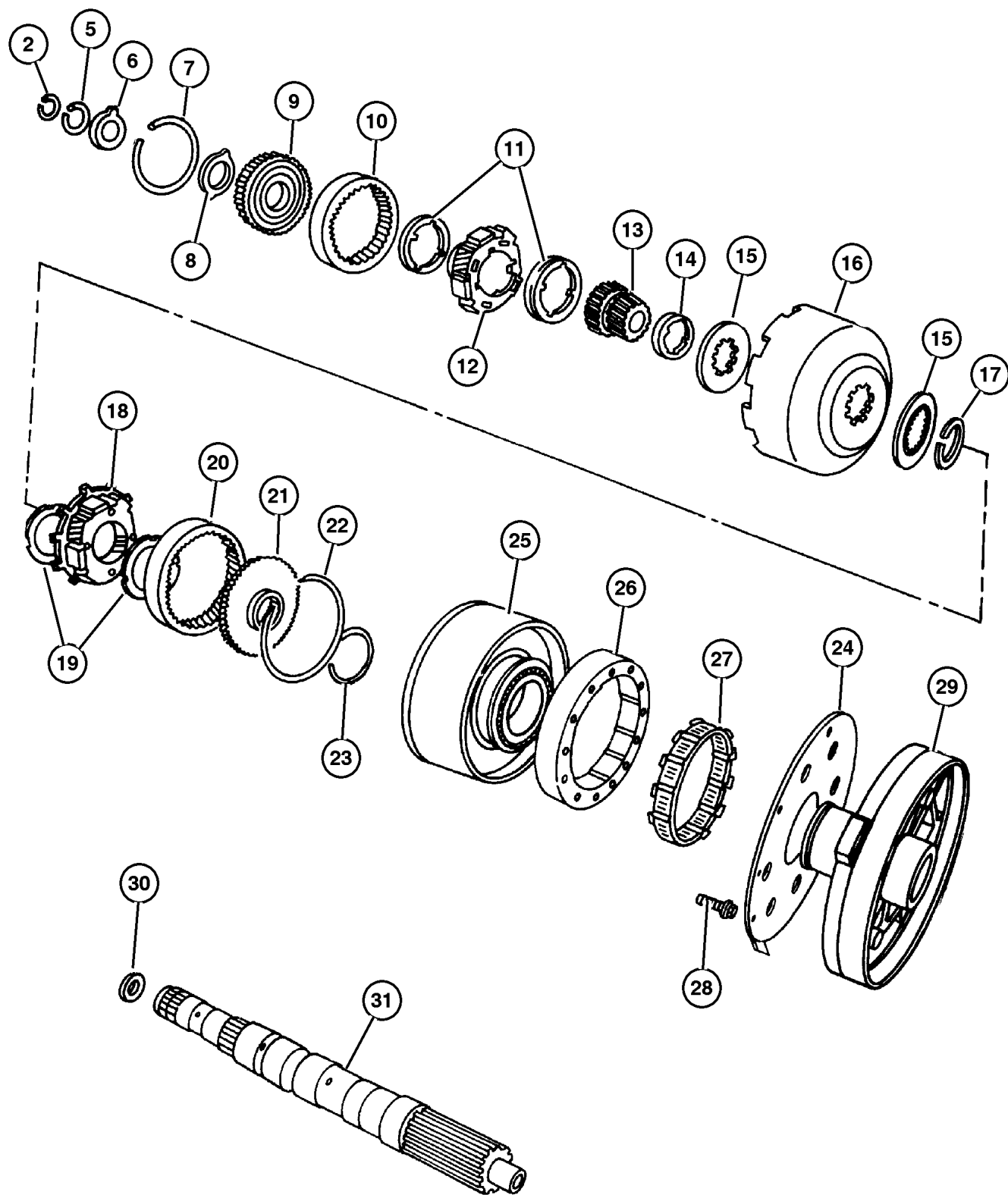
**JEEP GRAND CHEROKEE (WJ)**

<b>SERIES</b>	<b>LINE</b>	<b>BODY</b>	<b>ENGINE</b>	<b>TRANSMISSION</b>
H = Laredo	J = 4WD	74 = 4 Door	ERH = 4.0L, Power Tech I-6	DGK = 4 Speed Auto, 42RE
M = Sport	T = 2WD		EVA = 4.7L Power Tech V8	DGQ = 5 Speed Auto, 45RFE
P = Limited			EVC = 4.7L HO V8 MPI	DG0 = All Automatic Trans
S = Overland			ER0 = All 4.0L 6 Cyl Gas	
			EVO = All 4.7L Gas	

AR = Use as required - = Non illustrated part # = New this model year

October 1, 2003

**Gear Train and Intermediate Shaft [42RE] [DGK]  
Figure 42RE-420**



ITEM	PART NUMBER	QTY	LINE	SERIES	BODY	ENGINE	TRANS	TRIM	DESCRIPTION
		1	J				DGK		
28									SCREW, Hex Flange Head, .25-28x.875
	6033 616	5	T				DGK		
		5	J				DGK		
29									RETAINER, Transmission Overdrive Clutch Piston
	4617 246	1	T				DGK		
		1	J				DGK		
30									PLATE, Transmission Module
	4505 188	1	T				DGK		
		1	J				DGK		
31									INTERMEDIATE SHAFT, Transmission
	4617 604	1	T				DGK		
		1	J				DGK		

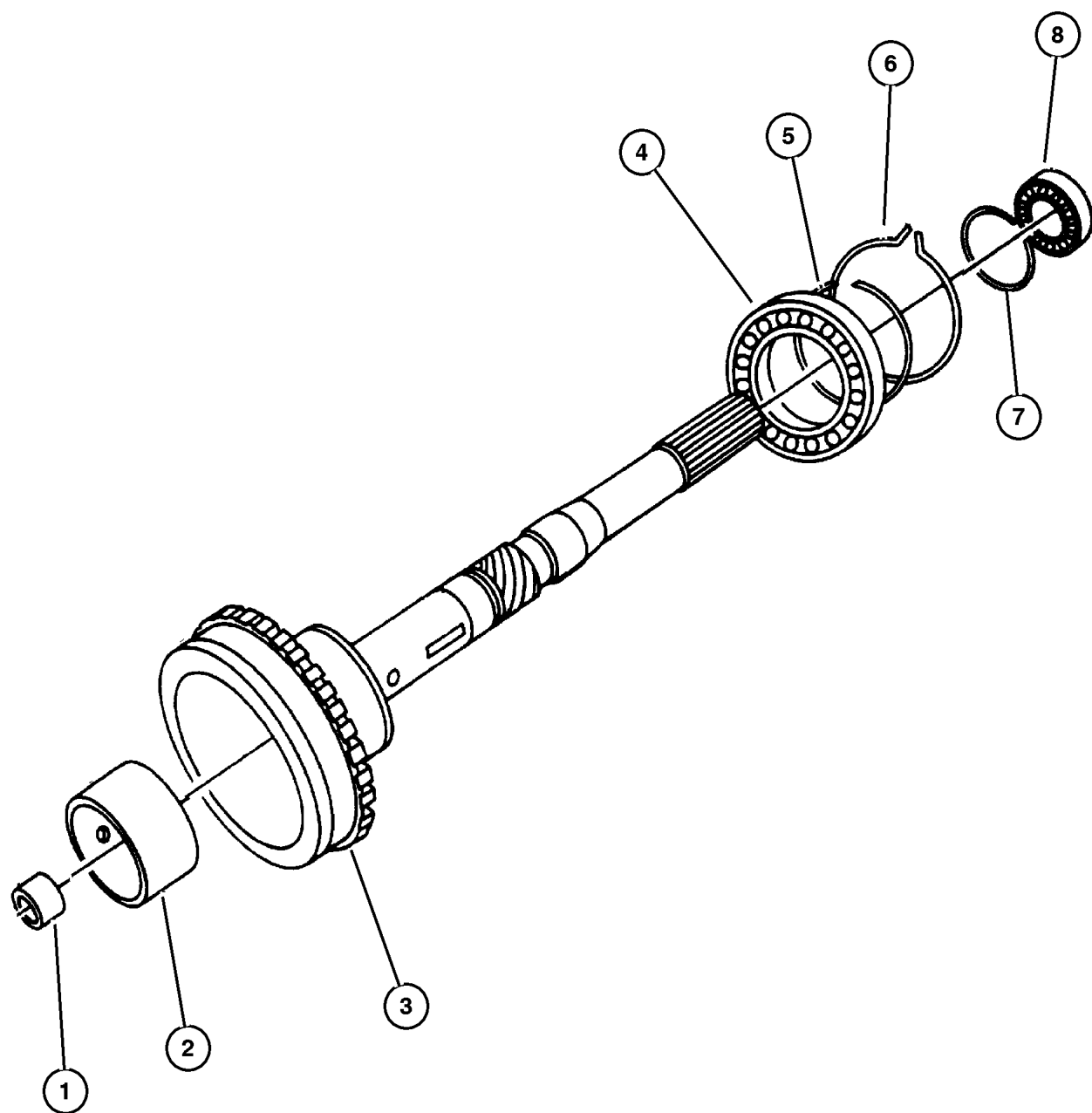
**JEEP GRAND CHEROKEE (WJ)**

SERIES	LINE	BODY	ENGINE	TRANSMISSION
H = Laredo	J = 4WD	74 = 4 Door	ERH = 4.0L, Power Tech I-6	DGK = 4 Speed Auto, 42RE
M = Sport	T = 2WD		EVA = 4.7L Power Tech V8	DGQ = 5 Speed Auto, 45RFE
P = Limited			EVC = 4.7L HO V8 MPI	DG0 = All Automatic Trans
S = Overland			ER0 = All 4.0L 6 Cyl Gas	
			EVO = All 4.7L Gas	

AR = Use as required - = Non illustrated part # = New this model year October 1, 2003

Output Shaft [42RE] [DGK]  
Figure 42RE-430

ITEM	PART NUMBER	QTY	LINE	SERIES	BODY	ENGINE	TRANS	TRIM	DESCRIPTION
1									BUSHING, (NOT SERVICED) (Not Serviced)
2									BUSHING, (NOT SERVICED) (Not Serviced)
3									SHAFT, Output
4	5003 232AA	1	T				DGK		BEARING, Output Shaft
	4798 536	1	J				DGK		
5	4461 008	1	T				DGK		SNAP RING, .946 ID
		1	J				DGK		
6	6026 289	1	T				DGK		SNAP RING, Output Shaft, 1.029 OD
		1	J				DGK		
7	6030 404	1	T				DGK		SNAP RING
		1	J				DGK		
8	6030 938	1	T				DGK		BEARING, Output Shaft
		1	J				DGK		
	4461 008	1	J				DGK		
	2466 224	1	T				DGK		



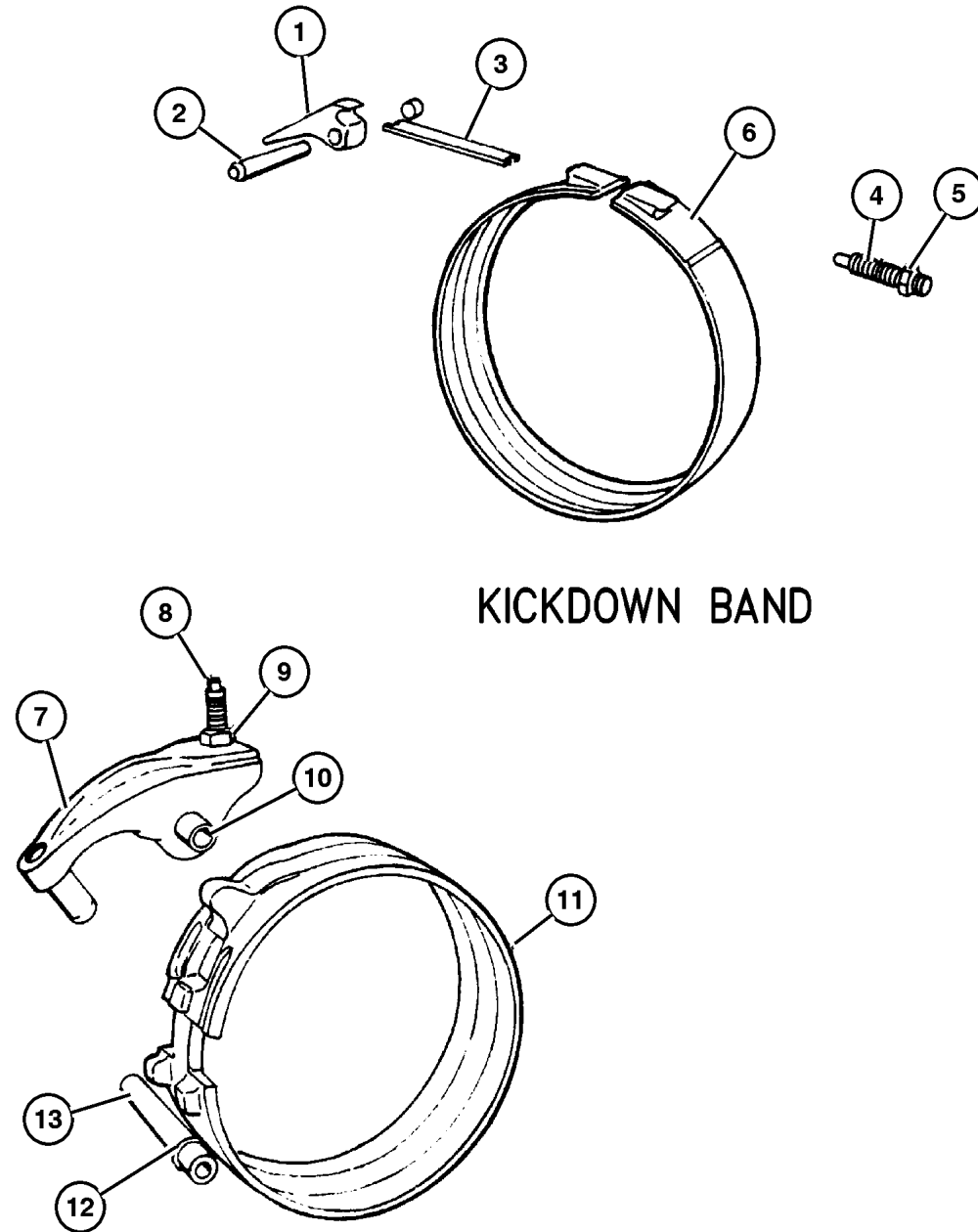
JEEP GRAND CHEROKEE (WJ)

SERIES	LINE	BODY	ENGINE	TRANSMISSION
H = Laredo	J = 4WD	74 = 4 Door	ERH = 4.0L, Power Tech I-6	DGK = 4 Speed Auto, 42RE
M = Sport	T = 2WD		EVA = 4.7L Power Tech V8	DGQ = 5 Speed Auto, 45RFE
P = Limited			EVC = 4.7L HO V8 MPI	DG0 = All Automatic Trans
S = Overland			ER0 = All 4.0L 6 Cyl Gas	
			EVO = All 4.7l Gas	

AR = Use as required - = Non illustrated part # = New this model year

October 1, 2003

**Bands [42RE] [DGK]  
Figure 42RE-510**



**KICKDOWN BAND**

**DOUBLE WRAP REVERSE BAND**

ITEM	PART NUMBER	QTY	LINE	SERIES	BODY	ENGINE	TRANS	TRIM	DESCRIPTION
1									LEVER, Kickdown
	5211 8264	1	T				DGK		
		1	J				DGK		
2									SHAFT, Band Lever
	4531 181	1	T				DGK		
		1	J				DGK		
3									STRUT, Kickdown Band
	3515 084	1	T				DGK		
		1	J				DGK		
4									SCREW
	6036 141AA	1	T				DGK		
		1	J				DGK		
5									NUT, Hex Jam, .50-20
	0124 934	1	T				DGK		
		1	J				DGK		
6									BAND, Kickdown
	4617 849AB	1	T				DGK		
		1	J				DGK		
7									LEVER, Reverse Band
	4202 764AB	1	T				DGK		
		1	J				DGK		
8									SCREW, Trans Reverse Band Adjusting, .375-24-1.88
	2538 472	1	T				DGK		
		1	J				DGK		
9									NUT, Hex, .375-24
	0114 942	1	T				DGK		
10									SHAFT, Reverse Band
	3410 102	1	T				DGK		
		1	J				DGK		
11									BAND, Reverse
	4431 406	1	T				DGK		
		1	J				DGK		
12									O RING, Steering Gear
	6030 657	1	T				DGK		
		1	J				DGK		
13									SHAFT, Reverse Band
	3410 102	1	T				DGK		
		1	J				DGK		

**JEEP GRAND CHEROKEE (WJ)**

SERIES	LINE	BODY	ENGINE	TRANSMISSION
H = Laredo	J = 4WD	74 = 4 Door	ERH = 4.0L, Power Tech I-6	DGK = 4 Speed Auto, 42RE
M = Sport	T = 2WD		EVA = 4.7L Power Tech V8	DGQ = 5 Speed Auto, 45RFE
P = Limited			EVC = 4.7L HO V8 MPI	DG0 = All Automatic Trans
S = Overland			ER0 = All 4.0L 6 Cyl Gas	
			EVO = All 4.7L Gas	

AR = Use as required - = Non illustrated part # = New this model year

October 1, 2003



Valve Body [42RE] [DGK]  
Figure 42RE-710

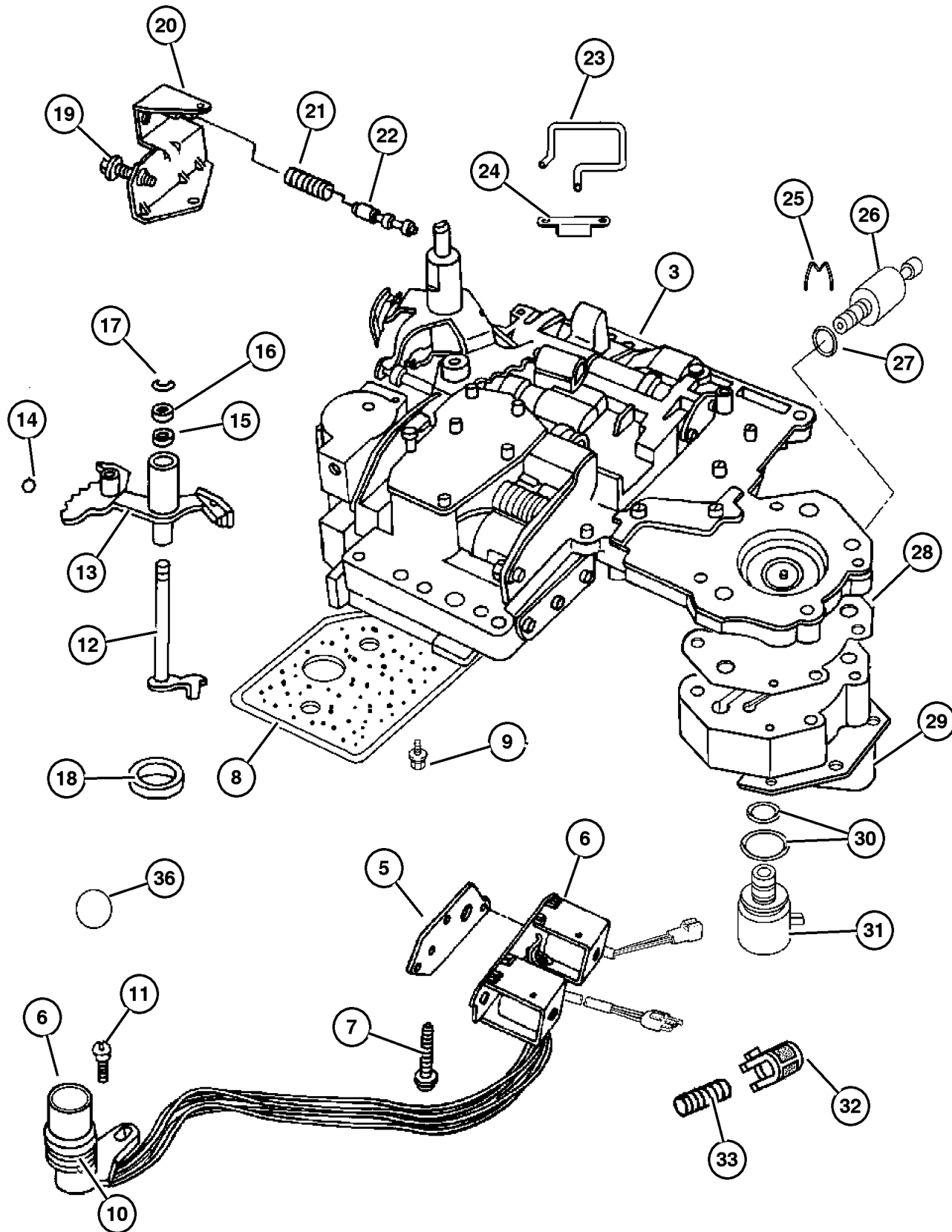
ITEM	PART NUMBER	QTY	LINE	SERIES	BODY	ENGINE	TRANS	TRIM	DESCRIPTION
-1									FILTER PACKAGE, Transmission Oil
	5072 426AA	1	J				DGK		
		1	T				DGK		
-2									SEAL AND GASKET PACKAGE, Valve Body and Servo
	5072 413AA	1	T				DGK		
		1	J				DGK		
3									BODY, Transfer Plate
	52119 633AB	1	T				DGK		
		1	J				DGK		
-4									PLATE, Transmission Valve Body
	5211 8272	1	T				DGK		
		1	J				DGK		
5									GASKET PACKAGE, Transmission Solenoid
	4886 333AA	1	J				DGK		
		1	T				DGK		
6									SOLENOID, Transmission Overdrive
	52118 500AB	1	T				DGK		
		1	J				DGK		
7									BOLT, Valve Body, .25-20x1.75
	0181 071	3	T				DGK		
		3	J				DGK		
8									FILTER, Valve Body
	5211 8789	1	T				DGK		
		1	J				DGK		
9									SCREW AND WASHER, Oil Filter Mounting, Fillester Head .190-24x2.500
	6033 826	3	T				DGK		
		3	J				DGK		
10									O RING, Solenoid Wiring, Transmission
	6034 748	2	T				DGK		
		2	J				DGK		
11									SCREW, Tapping, .19-24x.75
	6033 985	1	T				DGK		
		1	J				DGK		
12									LEVER, Throttle Valve
	3681 227	1	T				DGK		
		1	J				DGK		
13									LEVER, Manual Valve

JEEP GRAND CHEROKEE (WJ)

SERIES	LINE	BODY	ENGINE	TRANSMISSION
H = Laredo	J = 4WD	74 = 4 Door	ERH = 4.0L, Power Tech I-6	DGK = 4 Speed Auto, 42RE
M = Sport	T = 2WD		EVA = 4.7L Power Tech V8	DGQ = 5 Speed Auto, 45RFE
P = Limited			EVC = 4.7L HO V8 MPI	DG0 = All Automatic Trans
S = Overland			ER0 = All 4.0L 6 Cyl Gas	
			EVO = All 4.7L Gas	

AR = Use as required - = Non illustrated part # = New this model year

October 1, 2003



Valve Body [42RE] [DGK]  
Figure 42RE-710

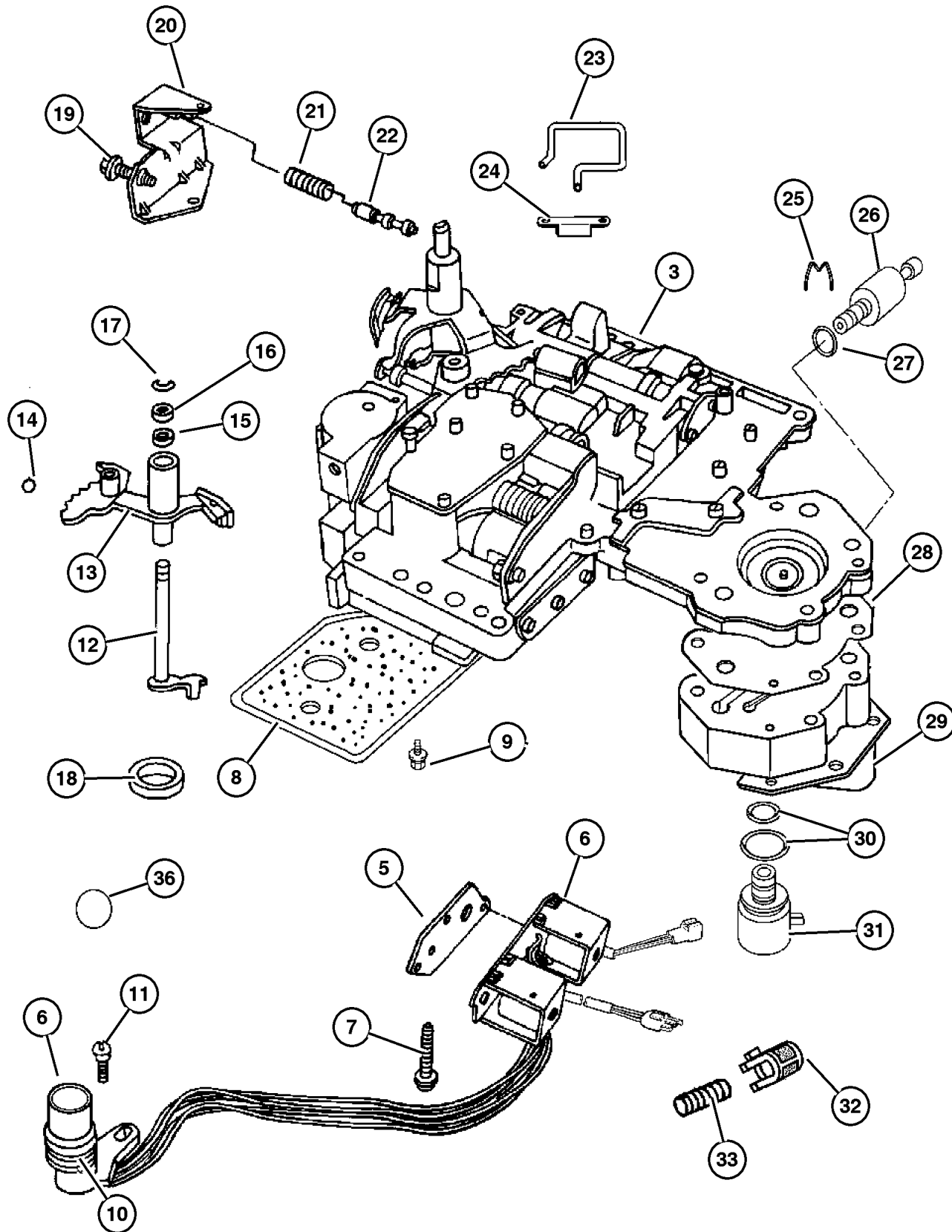
ITEM	PART NUMBER	QTY	LINE	SERIES	BODY	ENGINE	TRANS	TRIM	DESCRIPTION
	4617 439	1	T				DGK		
14		1	J				DGK		BALL, Manual Lever Detent, .343 Diameter
	0147 488	1	T				DGK		
15		1	J				DGK		SEAL, Valve Lever Shift
	2466 548	1	T				DGK		
16		1	J				DGK		WASHER, Manual Valve Lever
	2538 062	1	T				DGK		
17		1	J				DGK		SNAP RING
	6035 208	2	T				DGK		
18		2	J				DGK		SEAL, Manual Shift Valve, 1.25 OD
	4505 098	1	T				DGK		
19		1	J				DGK		SCREW, Cap Head Lock, .312-24x1.25
	6030 609	1	T				DGK		
20		1	J				DGK		BRACKET, Valve Body Switch
	4617 010	1	T				DGK		
21		1	J				DGK		SPRING, Switch Valve
	4130 492	1	T				DGK		
22		1	J				DGK		VALVE, Trans Lockup Switch
	4505 036	1	T				DGK		
23		1	J				DGK		TUBE, Boost Valve
	4617 008	1	T				DGK		
24		1	J				DGK		RETAINER, Boost Valve Oil Supply Tube
	5211 7958	1	T				DGK		
25		1	J				DGK		CLIP, Transmission Governor Transducer
	4617 219	1	T				DGK		

JEEP GRAND CHEROKEE (WJ)

SERIES	LINE	BODY	ENGINE	TRANSMISSION
H = Laredo	J = 4WD	74 = 4 Door	ERH = 4.0L, Power Tech I-6	DGK = 4 Speed Auto, 42RE
M = Sport	T = 2WD		EVA = 4.7L Power Tech V8	DGQ = 5 Speed Auto, 45RFE
P = Limited			EVC = 4.7L HO V8 MPI	DG0 = All Automatic Trans
S = Overland			ER0 = All 4.0L 6 Cyl Gas	
			EVO = All 4.7L Gas	

AR = Use as required - = Non illustrated part # = New this model year

October 1, 2003



Valve Body [42RE] [DGK]  
Figure 42RE-710

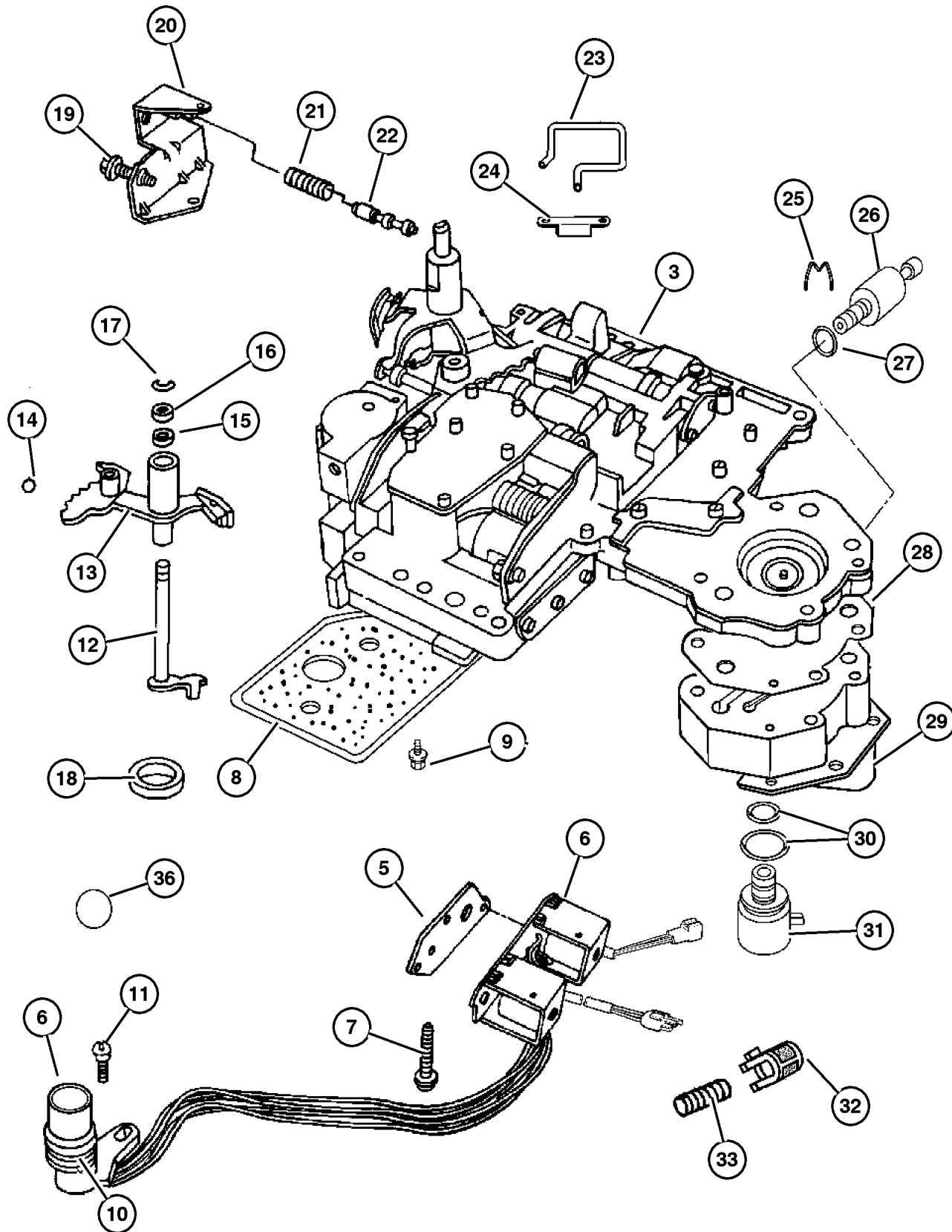
ITEM	PART NUMBER	QTY	LINE	SERIES	BODY	ENGINE	TRANS	TRIM	DESCRIPTION
		1	J				DGK		
26		1	T				DGK		TRANSDUCER, Pressure Sensor
	56028 196AC	1	J				DGK		
27		1	J				DGK		O RING, Pressure Switch
	6034 493	1	T				DGK		
28		1	T				DGK		GASKET, Transmission Solenoid
	4617 216	1	J				DGK		
29		1	T				DGK		RETAINER, Transmission Governor Solenoid
	52117 937AB	1	J				DGK		
30		1	T				DGK		O RING PACKAGE, Valve Body, Transmission
	4723 549	1	J				DGK		
31		1	T				DGK		SOLENOID, Transmission Governor
	4617 210	1	J				DGK		
32		1	T				DGK		SCREEN, Transmission Regulator Valve
	3878 313	1	J				DGK		
33		1	T				DGK		SPRING, Limit Valve
	4348 907	1	J				DGK		
-34		3	T				DGK		BOLT, .25-20 Transmission Transfer Plate & Valve Body To Case
	0179 798	3	J				DGK		Transmission Transfer Plate & Valve Body To Case
-35		1	T				DGK		VALVE, Regulator
	4130 169	1	J				DGK		
36		1	T				DGK		BALL, Check
	5211 8261	1	J				DGK		
	5211 8262	1	T				DGK		Large
		1	J				DGK		Large

JEEP GRAND CHEROKEE (WJ)

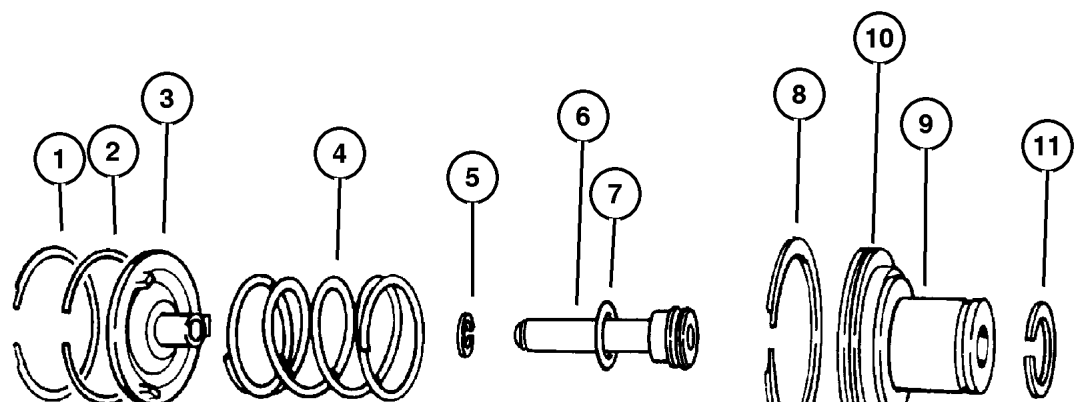
SERIES	LINE	BODY	ENGINE	TRANSMISSION
H = Laredo	J = 4WD	74 = 4 Door	ERH = 4.0L, Power Tech I-6	DGK = 4 Speed Auto, 42RE
M = Sport	T = 2WD		EVA = 4.7L Power Tech V8	DGQ = 5 Speed Auto, 45RFE
P = Limited			EVC = 4.7L HO V8 MPI	DG0 = All Automatic Trans
S = Overland			ER0 = All 4.0L 6 Cyl Gas	
			EVO = All 4.7L Gas	

AR = Use as required - = Non illustrated part # = New this model year

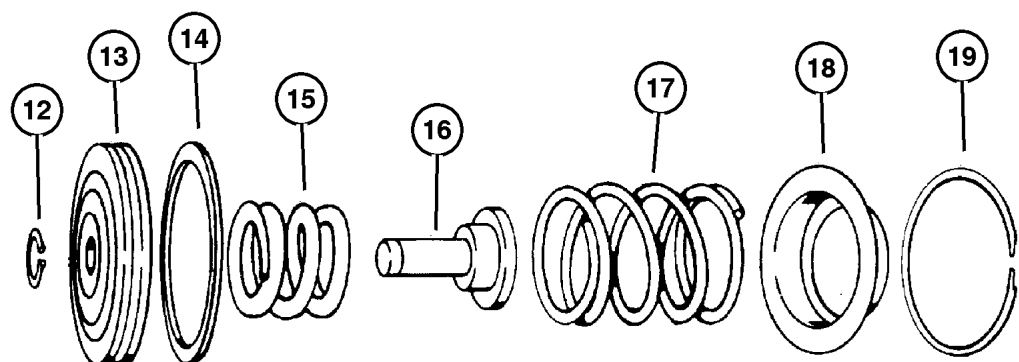
October 1, 2003



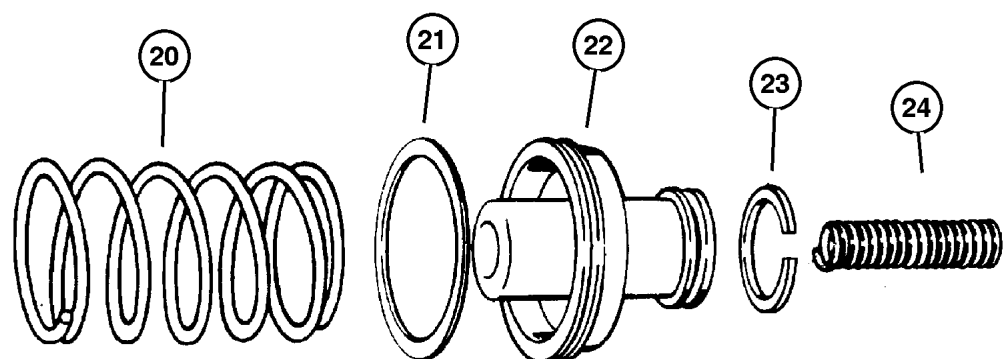
Servos [42RE] [DGK]  
Figure 42RE-720



KICKDOWN SERVO



LOW AND REVERSE SERVO



ACCUMULATOR PISTON AND SPRING

ITEM	PART NUMBER	QTY	LINE	SERIES	BODY	ENGINE	TRANS	TRIM	DESCRIPTION
1	6028 863	1	T				DGK		SNAP RING, Kickdown, 2.377
		1	J				DGK		
2	4295 966	1	T				DGK		SEAL, Servo Guide
		1	J				DGK		
3	3410 332	1	T				DGK		GUIDE, Kickdown Servo
		1	J				DGK		
4	4531 119	1	T				DGK		SPRING, Kickdown Servo Piston
		1	J				DGK		
5	6031 392	1	T				DGK		SNAP RING, Brake Master Cylinder
		1	J				DGK		
6	4058 780	1	T				DGK		ROD, Kickdown Servo Piston
		1	J				DGK		
7	6028 864	1	T				DGK		O RING, Kick Down Servo
		1	J				DGK		
8	4295 966	1	T				DGK		SEAL, Servo Guide
		1	J				DGK		
9	4058 777	1	T				DGK		PISTON, Kickdown Servo
		1	J				DGK		
10	6028 864	1	T				DGK		O RING, Kick Down Servo
		1	J				DGK		
11	3743 033	1	T				DGK		SEAL, Kickdown Servo
12	6027 153	1	T				DGK		SNAP RING, .435 ID
		1	J				DGK		
13	5211 8744	1	T				DGK		PISTON, Reverse Servo
		1	J				DGK		
14	4202 864	1	T				DGK		SEAL, Reverse Servo Piston
15	4130 824	1	T				DGK		SPRING, Reverse Servo Piston
		1	J				DGK		
16									PLUG, Reverse Servo Piston

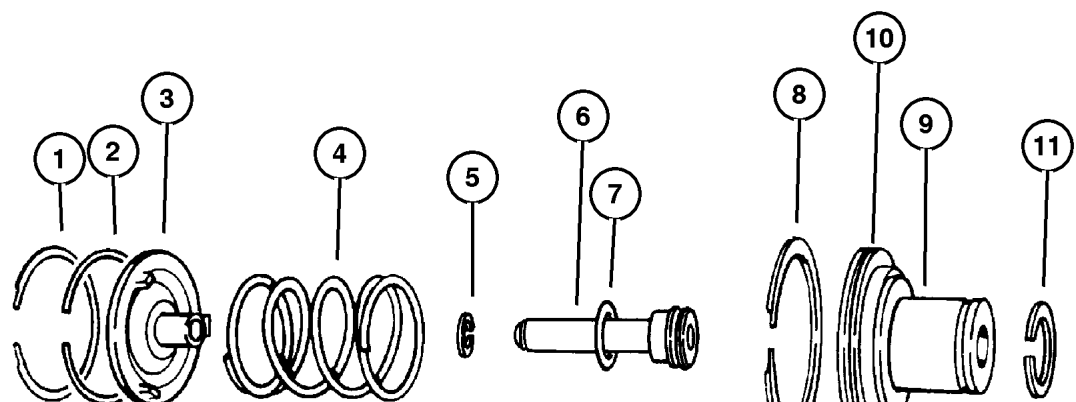
JEEP GRAND CHEROKEE (WJ)

SERIES	LINE	BODY	ENGINE	TRANSMISSION
H = Laredo	J = 4WD	74 = 4 Door	ERH = 4.0L, Power Tech I-6	DGK = 4 Speed Auto, 42RE
M = Sport	T = 2WD		EVA = 4.7L Power Tech V8	DGQ = 5 Speed Auto, 45RFE
P = Limited			EVC = 4.7L HO V8 MPI	DG0 = All Automatic Trans
S = Overland			ER0 = All 4.0L 6 Cyl Gas	
			EVO = All 4.7L Gas	

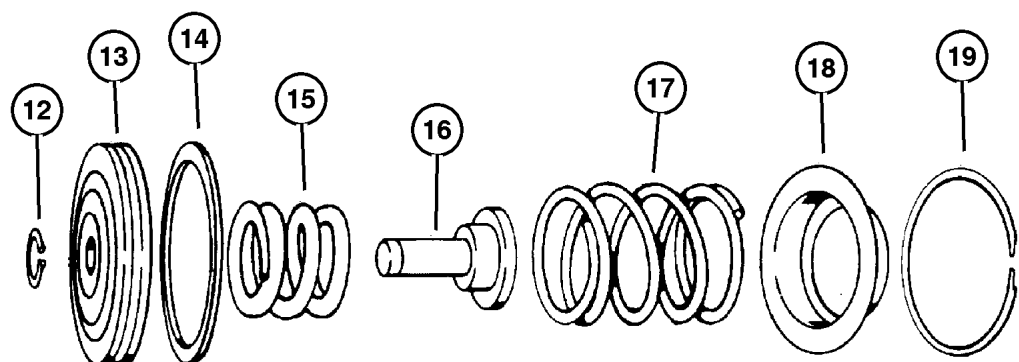
AR = Use as required - = Non illustrated part # = New this model year

October 1, 2003

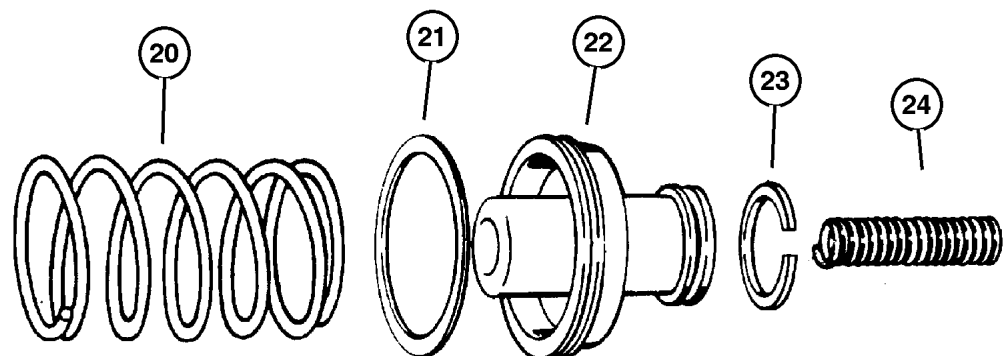
Servos [42RE] [DGK]  
Figure 42RE-720



KICKDOWN SERVO



LOW AND REVERSE SERVO



ACCUMULATOR PISTON AND SPRING

ITEM	PART NUMBER	QTY	LINE	SERIES	BODY	ENGINE	TRANS	TRIM	DESCRIPTION
	52118 740AB	1	T				DGK		
		1	J				DGK		
17	2801 274	1	T				DGK		SPRING, Reverse Servo Piston
		1	J				DGK		
18	2464 463	1	T				DGK		RETAINER, Transmission Rear Clutch
		1	J				DGK		
19	2464 464	1	T				DGK		SNAP RING
		1	J				DGK		
20									SPRING, Transmission Accumulator
	4531 259	1	T				DGK		
		1	J				DGK		
21	3743 013	1	T				DGK		SEAL, Piston Accumulator
		1	J				DGK		
22	3743 650	1	T				DGK		PISTON, Accumulator
		1	J				DGK		
23	3743 010	1	T				DGK		SEAL, Piston Accumulator
		1	J				DGK		
24									SPRING, Accumulator Piston
	4531 258	1	T				DGK		
		1	J				DGK		
-25									RING, Transmission
	4431 958	1	T				DGK		
		1	J				DGK		
-26									RING, Transmission
	4431 959	1	T				DGK		
		1	J				DGK		

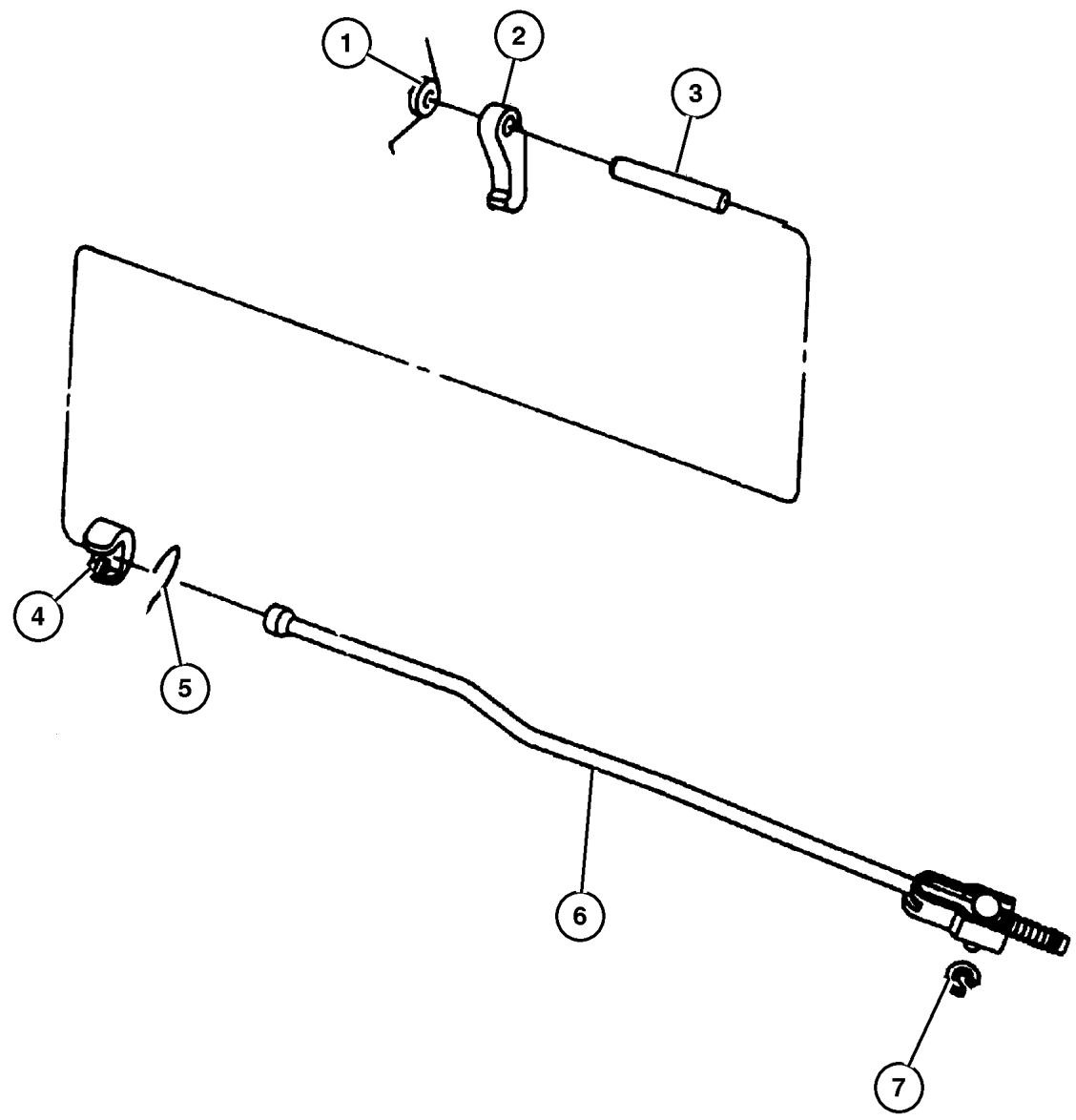
JEEP GRAND CHEROKEE (WJ)

SERIES	LINE	BODY	ENGINE	TRANSMISSION
H = Laredo	J = 4WD	74 = 4 Door	ERH = 4.0L, Power Tech I-6	DGK = 4 Speed Auto, 42RE
M = Sport	T = 2WD		EVA = 4.7L Power Tech V8	DGQ = 5 Speed Auto, 45RFE
P = Limited			EVC = 4.7L HO V8 MPI	DG0 = All Automatic Trans
S = Overland			ER0 = All 4.0L 6 Cyl Gas	
			EVO = All 4.7l Gas	

AR = Use as required - = Non illustrated part # = New this model year

October 1, 2003

**Parking Sprag [42RE] [DGK]  
Figure 42RE-730**



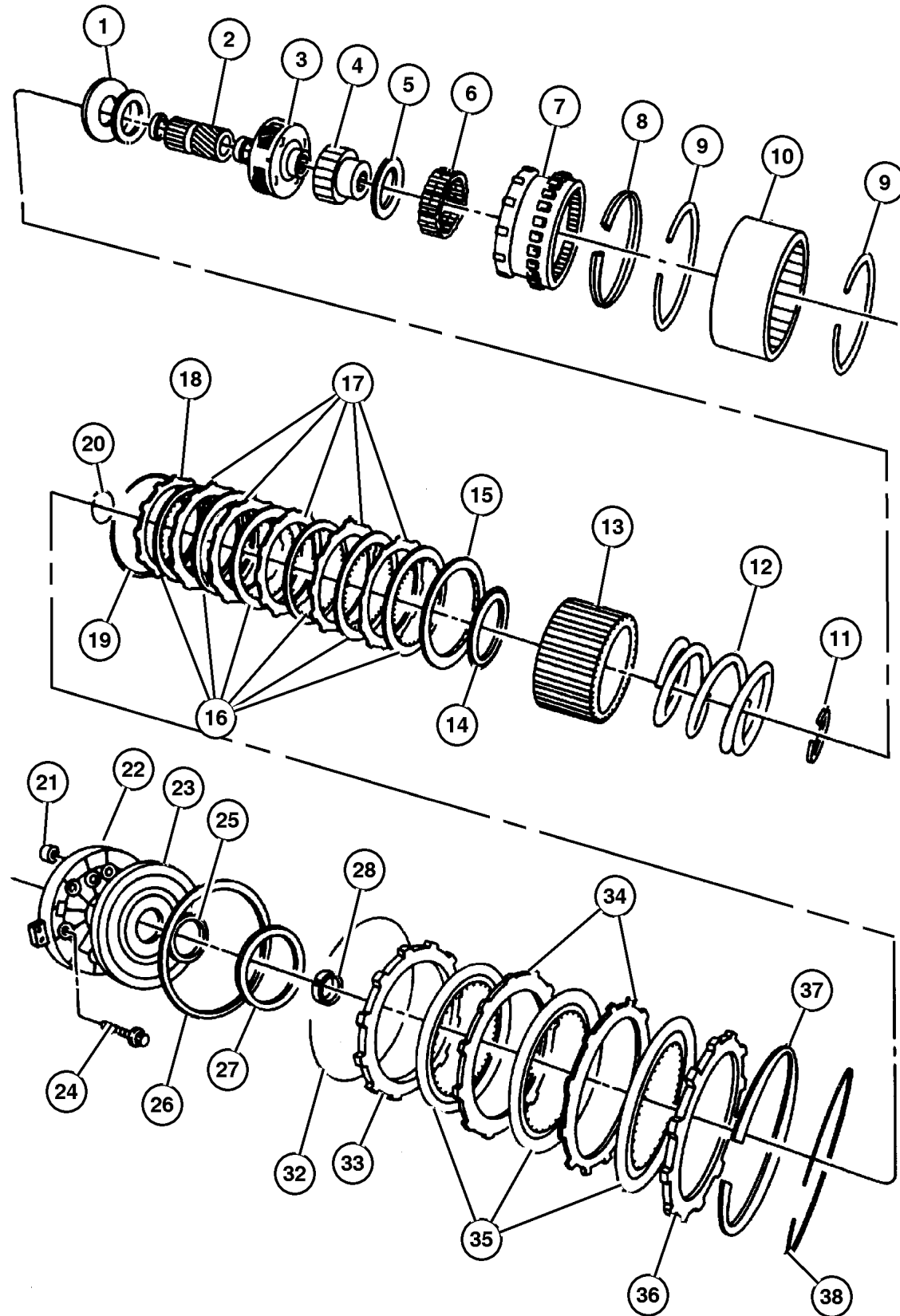
ITEM	PART NUMBER	QTY	LINE	SERIES	BODY	ENGINE	TRANS	TRIM	DESCRIPTION
1									SPRING, Parking Sprag
	2466 909	1	T				DGK		
		1	J				DGK		
2									SPRAG, Transmission Parking
	4471 415AB	1	T				DGK		
		1	J				DGK		
3									SHAFT, Parking Sprag
	2466 892	1	T				DGK		
		1	J				DGK		
4									PLUG, Parking Sprag
	2538 042	1	T				DGK		
		1	J				DGK		
5									SNAP RING, Transmission
	2538 034	1	T				DGK		
		1	J				DGK		
6									ROD, Parking Sprag
	4431 748	1	T				DGK		
		1	J				DGK		
7									SNAP RING, Rod
	6035 256	1	T				DGK		
		1	J				DGK		

**JEEP GRAND CHEROKEE (WJ)**

SERIES	LINE	BODY	ENGINE	TRANSMISSION
H = Laredo	J = 4WD	74 = 4 Door	ERH = 4.0L, Power Tech I-6	DGK = 4 Speed Auto, 42RE
M = Sport	T = 2WD		EVA = 4.7L Power Tech V8	DGQ = 5 Speed Auto, 45RFE
P = Limited			EVC = 4.7L HO V8 MPI	DG0 = All Automatic Trans
S = Overland			ER0 = All 4.0L 6 Cyl Gas	
			EVO = All 4.7l Gas	

AR = Use as required - = Non illustrated part # = New this model year

**Overdrive Gear Train [42RE] [DGK]  
Figure 42RE-1010**



ITEM	PART NUMBER	QTY	LINE	SERIES	BODY	ENGINE	TRANS	TRIM	DESCRIPTION
1	4740 774	1	T				DGK		PLATE PACKAGE, Transmission Module
2	5015 107AA	1	T				DGK		GEAR, Overdrive Sun
		1	J				DGK		
3	4798 520	1	T				DGK		CARRIER, O/Drive Planet Pinion
		1	J				DGK		
4	4461 124	1	T				DGK		RACE, Overrunning Clutch
		1	J				DGK		
5	4461 014	1	T				DGK		THRUST BEARING, Ovedrive Third Position
6	4461 015	1	T				DGK		CLUTCH, Overdrive Overrunning
		1	J				DGK		
7	4761 010	1	T				DGK		GEAR, Overdrive Annulus
		1	J				DGK		
8	4461 059	1	T				DGK		SNAP RING, 5.25 OD
		1	J				DGK		
9	4461 060	2	T				DGK		SNAP RING, 6.00 OD
		2	J				DGK		
10	4461 040	1	T				DGK		DRUM, Automatic Transmission
		1	J				DGK		
11	4461 063	1	T				DGK		SNAP RING, 2.1875 OD
		1	J				DGK		
12	4461 032	1	T				DGK		SPRING, Direct Clutch
		1	J				DGK		
13	4461 072	1	T				DGK		HUB, Direct Clutch
		1	J				DGK		
14	4446 724	1	T				DGK		THRUST BEARING, Overdrive
		1	J				DGK		
15									PLATE, Transmission Clutch Reaction

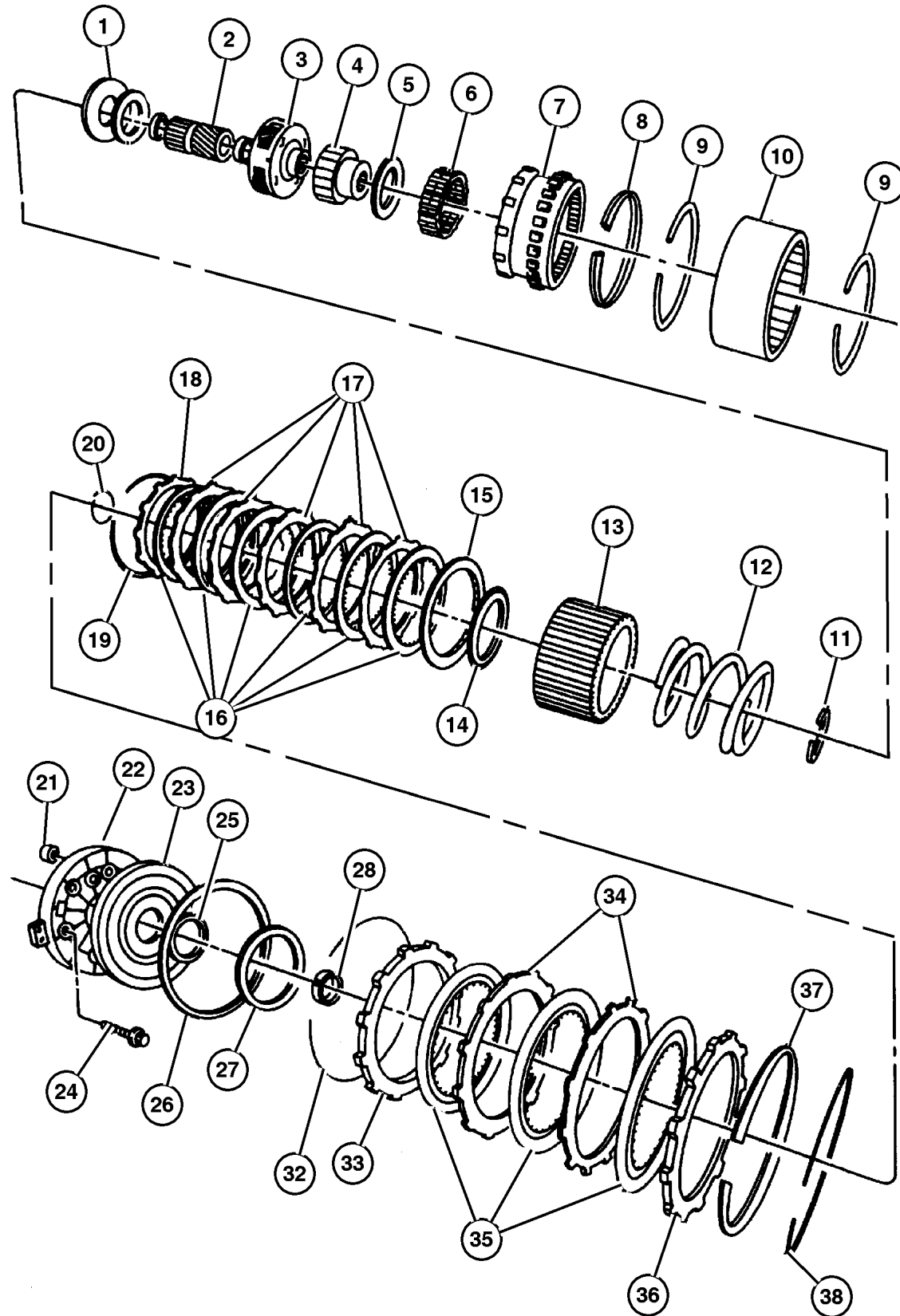
**JEEP GRAND CHEROKEE (WJ)**

<b>SERIES</b>	<b>LINE</b>	<b>BODY</b>	<b>ENGINE</b>	<b>TRANSMISSION</b>
H = Laredo	J = 4WD	74 = 4 Door	ERH = 4.0L, Power Tech I-6	DGK = 4 Speed Auto, 42RE
M = Sport	T = 2WD		EVA = 4.7L Power Tech V8	DGQ = 5 Speed Auto, 45RFE
P = Limited			EVC = 4.7L HO V8 MPI	DG0 = All Automatic Trans
S = Overland			ER0 = All 4.0L 6 Cyl Gas	
			EVO = All 4.7L Gas	

AR = Use as required - = Non illustrated part # = New this model year

October 1, 2003

**Overdrive Gear Train [42RE] [DGK]  
Figure 42RE-1010**



ITEM	PART NUMBER	QTY	LINE	SERIES	BODY	ENGINE	TRANS	TRIM	DESCRIPTION
	4461 030	1	T				DGK		
16	4461 042	6	T				DGK		DISC, Direct Clutch
		6	J				DGK		
17	4461 054	5	T				DGK		PLATE, Transmission Clutch Reaction
		5	J				DGK		
18	4461 031	1	T				DGK		PLATE, Transmission Clutch Reaction
		1	J				DGK		
19	4461 027	1	T				DGK		SPRING, Direct Clutch
		1	J				DGK		
20	4461 064	1	T				DGK		SNAP RING, 1.875" OD
		1	J				DGK		
21	4412 583	1	T				DGK		FILTER, Overdrive Clutch
		1	J				DGK		
22	4617 246	1	T				DGK		RETAINER, Transmission Overdrive Clutch Piston
		1	J				DGK		
23	5211 8599	1	T				DGK		PISTON, Overdrive Clutch
		1	J				DGK		
24	6033 479	6	T				DGK		BOLT, Hex Head, .25-28x1-5/8
		6	J				DGK		
25	4431 696	1	T				DGK		SEAL, Overdrive Clutch Piston
		1	J				DGK		Outer
	4431 697	1	T				DGK		Inner
		1	J				DGK		Inner
26	4431 697	1	T				DGK		SEAL, Overdrive Clutch Piston
		1	J				DGK		Inner
							DGK		Inner
27									PLATE, Transmission O/Drive Clutch

**JEEP GRAND CHEROKEE (WJ)**

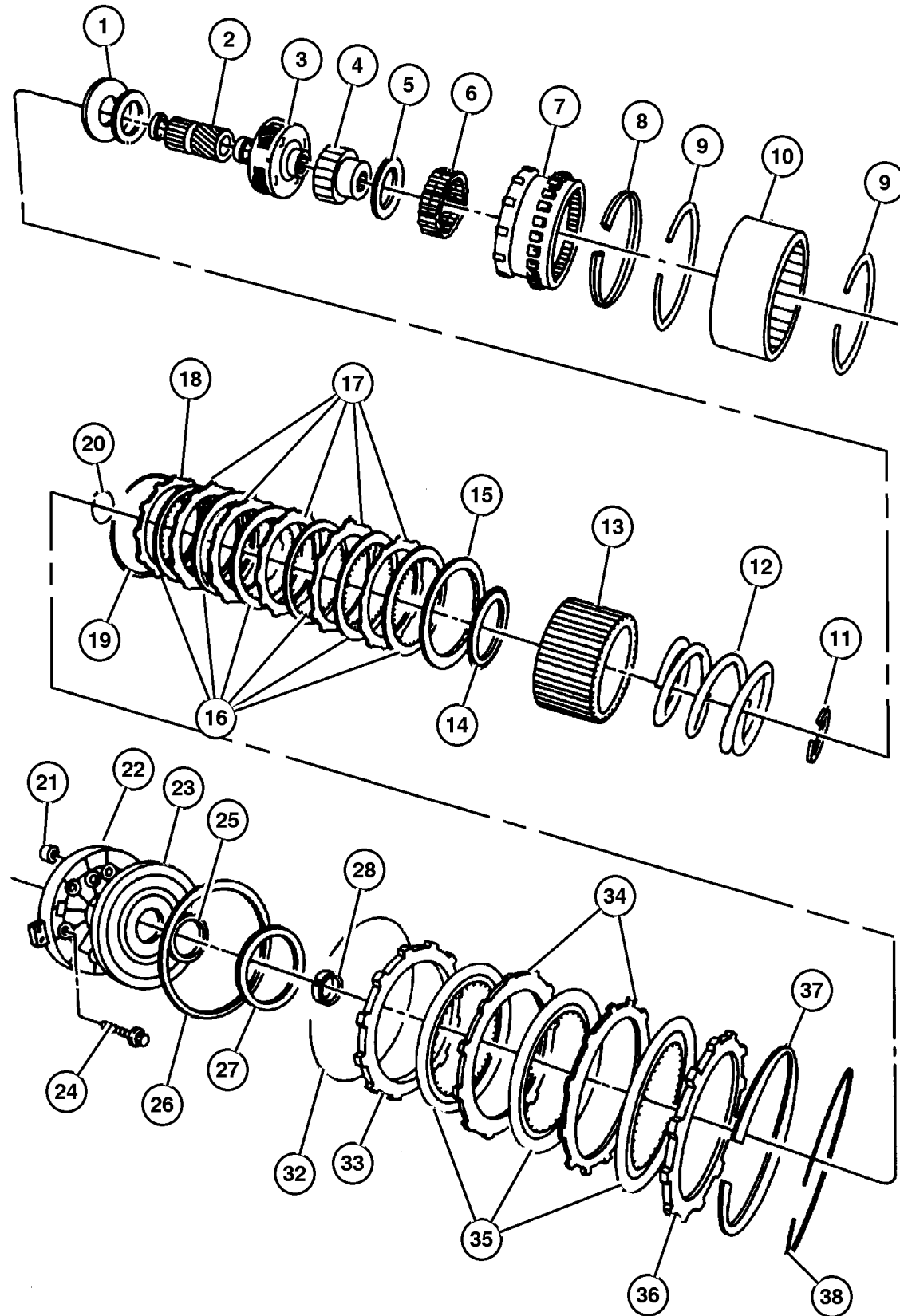
<b>SERIES</b>	<b>LINE</b>	<b>BODY</b>	<b>ENGINE</b>	<b>TRANSMISSION</b>
H = Laredo	J = 4WD	74 = 4 Door	ERH = 4.0L, Power Tech I-6	DGK = 4 Speed Auto, 42RE
M = Sport	T = 2WD		EVA = 4.7L Power Tech V8	DGQ = 5 Speed Auto, 45RFE
P = Limited			EVC = 4.7L HO V8 MPI	DG0 = All Automatic Trans
S = Overland			ER0 = All 4.0L 6 Cyl Gas	
			EVO = All 4.7L Gas	

AR = Use as required - = Non illustrated part # = New this model year

October 1, 2003



**Overdrive Gear Train [42RE] [DGK]  
Figure 42RE-1010**



ITEM	PART NUMBER	QTY	LINE	SERIES	BODY	ENGINE	TRANS	TRIM	DESCRIPTION
	4431 585	1	T				DGK		.123"-.125" Thick
	4431 735	1	T				DGK		.108"-.110" Thick
	4431 585	1	J				DGK		.123"-.125" Thick
	4431 586	1	J				DGK		.153"-.155" Thick
	4431 587	1	J				DGK		.183"-.185" Thick
	4431 588	1	J				DGK		.213"-.215" Thick
	4431 590	1	J				DGK		.243"-.245" Thick
	4431 731	1	J				DGK		.138"-.140" Thick
	4431 732	1	J				DGK		.168"-.170" Thick
	4431 733	1	J				DGK		.198"-.200" Thick
	4431 734	1	J				DGK		.228"-.245" Thick
	4431 586	1	T				DGK		.153"-.155" Thick
	4431 735	1	J				DGK		.108"-.110" Thick
	4431 587	1	T				DGK		.183"-.185" Thick
	4431 588	1	T				DGK		.213"-.215" Thick
	4431 590	1	T				DGK		.243"-.245" Thick
	4431 731	1	T				DGK		.138"-.140" Thick
	4431 732	1	T				DGK		.168"-.170" Thick
	4431 733	1	T				DGK		.198"-.200" Thick
	4431 734	1	T				DGK		.228"-.245" Thick
28									SPACER, Intermediate Shaft, 1.58mm
	4431 916	1	T				DGK		
		1	J				DGK		
-29									SPACER, Intermediate Shaft, .175
	4431 917	1	T				DGK		
		1	J				DGK		
-30									SPACER, Intermediate Shaft, .193
	4431 918	1	T				DGK		
		1	J				DGK		
-31									SPACER, Intermediate Shaft, .211
	4431 919	1	T				DGK		
		1	J				DGK		
32									SNAP RING, Overdrive Clutch
	4461 082	1	T				DGK		
		1	J				DGK		
33									PLATE, Transmission Clutch Reaction
	4461 048	1	T				DGK		
		1	J				DGK		
34									PLATE, Transmission Clutch Reaction

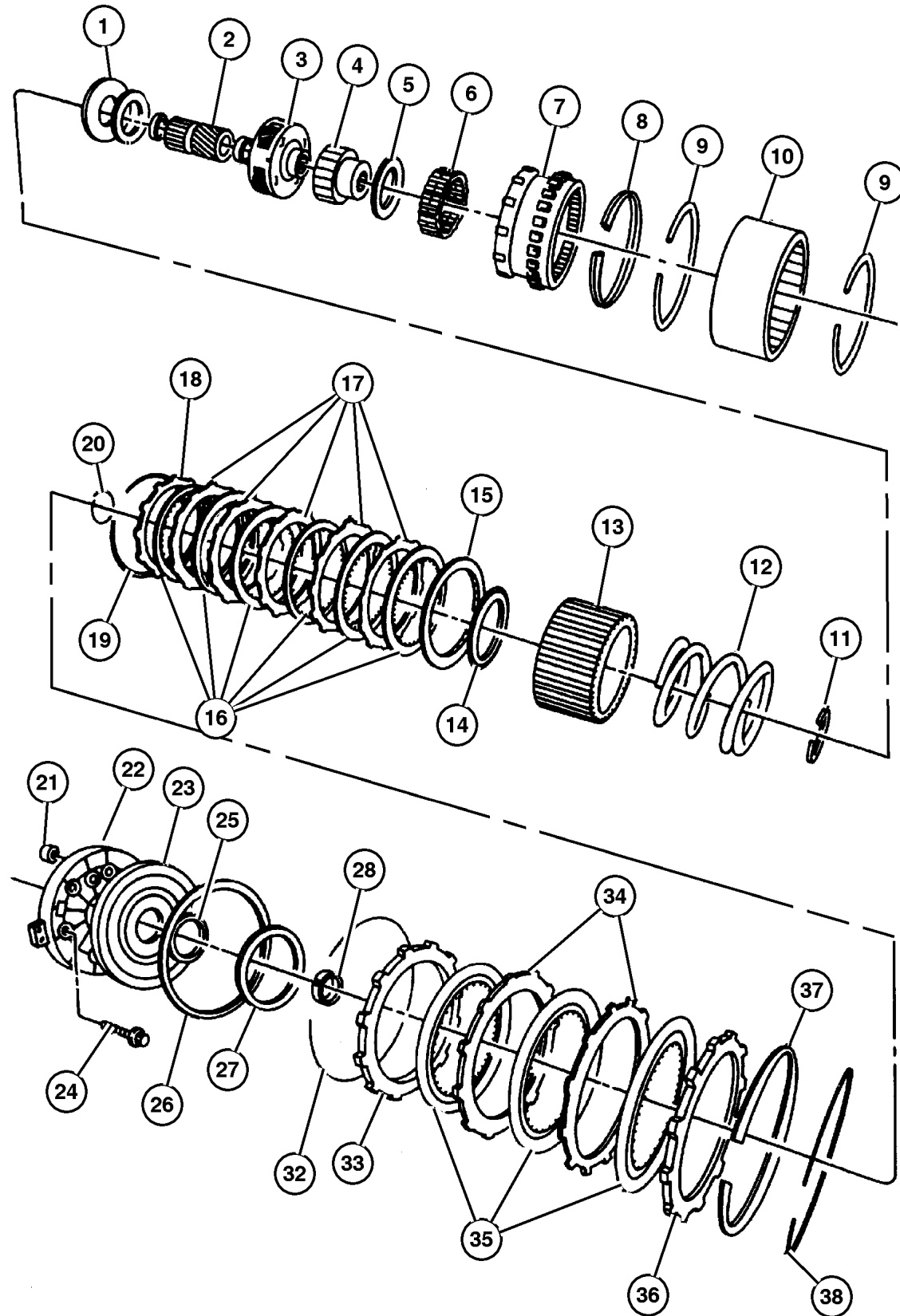
**JEEP GRAND CHEROKEE (WJ)**

<b>SERIES</b>	<b>LINE</b>	<b>BODY</b>	<b>ENGINE</b>	<b>TRANSMISSION</b>
H = Laredo	J = 4WD	74 = 4 Door	ERH = 4.0L, Power Tech I-6	DGK = 4 Speed Auto, 42RE
M = Sport	T = 2WD		EVA = 4.7L Power Tech V8	DGQ = 5 Speed Auto, 45RFE
P = Limited			EVC = 4.7L HO V8 MPI	DG0 = All Automatic Trans
S = Overland			ER0 = All 4.0L 6 Cyl Gas	
			EVO = All 4.7L Gas	

AR = Use as required - = Non illustrated part # = New this model year

October 1, 2003

Overdrive Gear Train [42RE] [DGK]  
Figure 42RE-1010



ITEM	PART NUMBER	QTY	LINE	SERIES	BODY	ENGINE	TRANS	TRIM	DESCRIPTION
	4461 047	2	T				DGK		
		2	J				DGK		
35	4461 181	3	T				DGK		DISC, Direct Clutch
		3	J				DGK		
36									PLATE, Transmission Clutch Reaction
	4461 033	1	T				DGK		
		1	J				DGK		
37									SPRING, Overdrive Clutch
	4461 066	1	T				DGK		
		1	J				DGK		
38									SNAP RING, 6.50 OD
	4461 065	1	T				DGK		
		1	J				DGK		
-39	2808 673	1				ER0	DG0		ROLLER AND SPRING PACKAGE, Overrunning Clutch

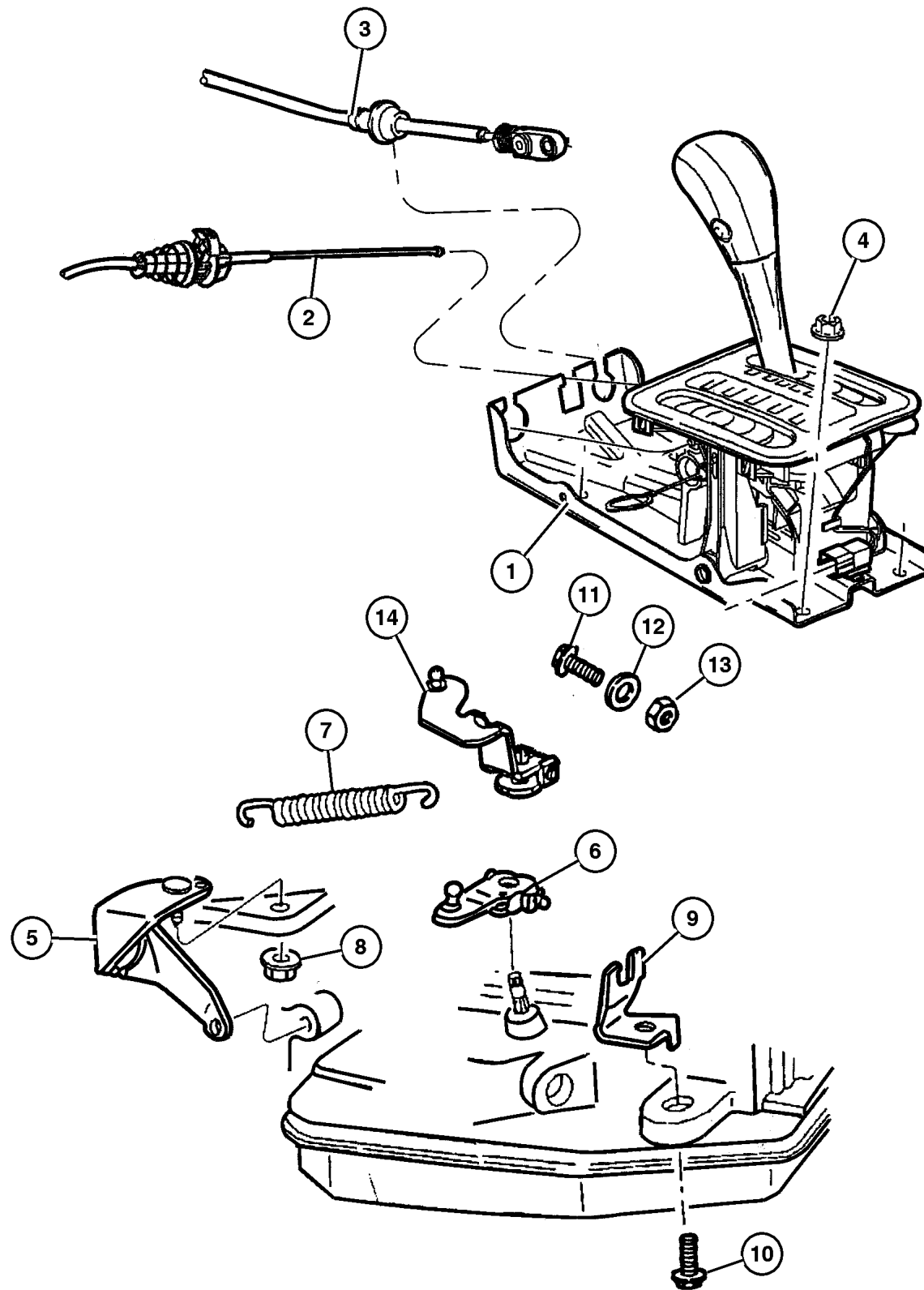
JEEP GRAND CHEROKEE (WJ)

SERIES	LINE	BODY	ENGINE	TRANSMISSION
H = Laredo	J = 4WD	74 = 4 Door	ERH = 4.0L, Power Tech I-6	DGK = 4 Speed Auto, 42RE
M = Sport	T = 2WD		EVA = 4.7L Power Tech V8	DGQ = 5 Speed Auto, 45RFE
P = Limited			EVC = 4.7L HO V8 MPI	DG0 = All Automatic Trans
S = Overland			ER0 = All 4.0L 6 Cyl Gas	
			EVO = All 4.7L Gas	

AR = Use as required - = Non illustrated part # = New this model year

October 1, 2003

**Gearshift Controls [42RE] [DGK]  
Figure 42RE-1210**



ITEM	PART NUMBER	QTY	LINE	SERIES	BODY	ENGINE	TRANS	TRIM	DESCRIPTION
NOTES: Sales Codes									
[DGK] = 42RE 4 Speed Automatic Transmissions									
[DGQ] = 45RFE 5 Speed Automatic Transmissions									
[DG0] = All Automatic Transmissions									
[ER0] = All 4.0L Gas Engines									
[EVA] = Next Generation 4.7L Power Tech.									
[EVC] = 4.7L Power Tech Ho									
[EV0] = All 4.7L Gas Engines									
1									HOUSING AND LEVER, Shifter
	52109 672AB	1	J			ER0, EV0	DGK, DGQ		With [DHQ] Without [DSB]
	52109 670AB	1	T			ER0, EVA, EVC	DGK, DGQ		
	52109 672AB	1	J	H, M, P		ER0, EV0	DGK, DGQ		With [DHF] Without [DSB]
	#52109 671AC	1	J			ER0, EV0	DGK, DGQ		
	52109 673AC	1	J			ER0, EV0	DGK, DGQ		With [DHF] With [DSB]
		1	J	E, H, L, M, P, S		ER0, EV0	DGK, DGQ		With [DHQ] With [DSB]
2	52109 606AA	1					DG0		CABLE, Park Interlock
3	#52104 060AF	1					DG0		CABLE, Gearshift Control
4	6506 929AA	1				ER0, EV0			NUT, Hex Flange Lock, M8x1.25
5	#52104 057AC	1					DGK		BRACKET, Shift Cable
6	5210 4058	1					DGK		LEVER, Manual Control
7	5300 9055	1					DGK		SPRING, Throttle Valve Return
8	6028 114	1					DGK		NUT, Hex, .437-14
9	5207 8867	1				ER0			BRACKET, Cable
10	6029 799	1					DGK		BOLT, Hex Head, .375-16x1.00
11	0181 065	1				ER0			BOLT, Hex Head, .25-20x1.00
12	0138 165	1				ER0			WASHER, Lock
13	J012 0375	1				ER0			NUT, Hex, .250-20
14									LEVER, Throttle Valve
	3681 227	1	T				DGK		
		1	J				DGK		

**JEEP GRAND CHEROKEE (WJ)**

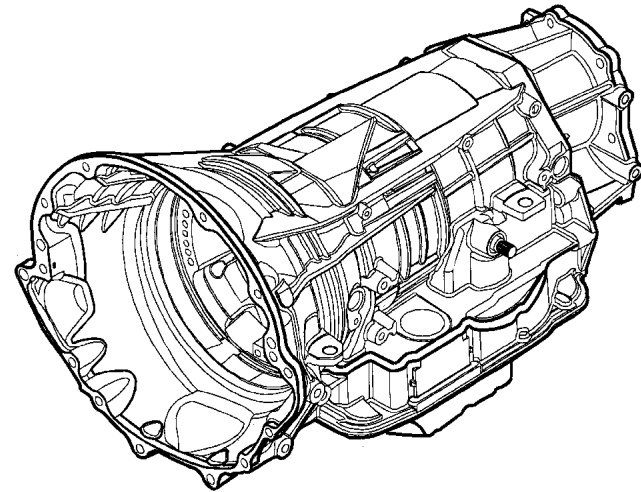
SERIES	LINE	BODY	ENGINE	TRANSMISSION
H = Laredo	J = 4WD	74 = 4 Door	ERH = 4.0L, Power Tech I-6	DGK = 4 Speed Auto, 42RE
M = Sport	T = 2WD		EVA = 4.7L Power Tech V8	DGQ = 5 Speed Auto, 45RFE
P = Limited			EVC = 4.7L HO V8 MPI	DG0 = All Automatic Trans
S = Overland			ER0 = All 4.0L 6 Cyl Gas	
			EV0 = All 4.7L Gas	

AR = Use as required - = Non illustrated part # = New this model year

October 1, 2003

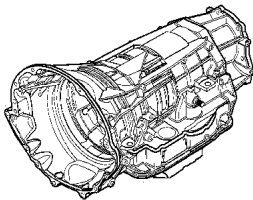
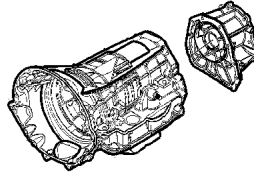
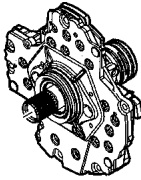

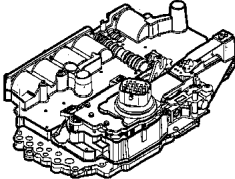
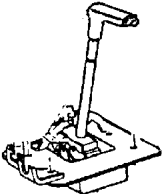
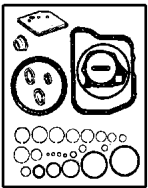
# Group – 45RFE

## Automatic Transmission Multi-Speed



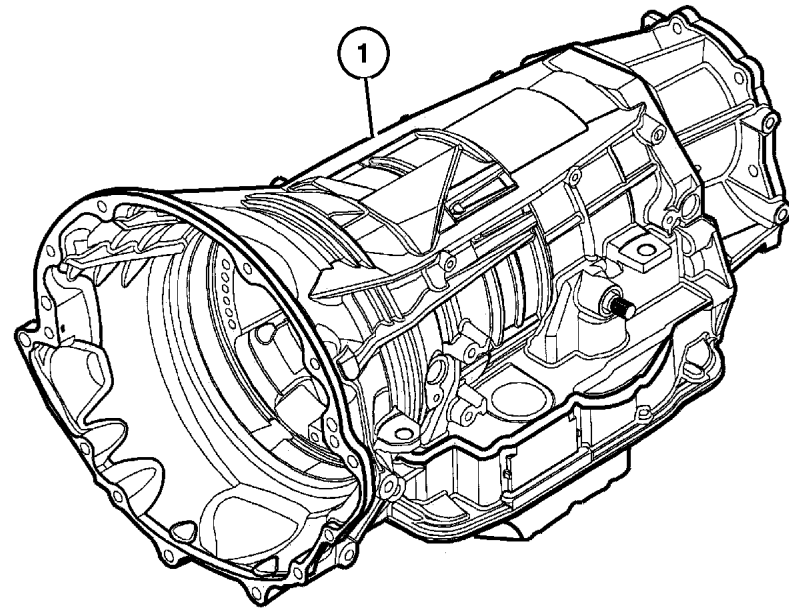
### GROUP 45RFE - Automatic Transmission Multi-Speed

Illustration Title	Group-Fig. No.
<b>Transmission Assembly</b>	
Transmission Assembly [DGQ] .....	Fig. 45RFE-110
<b>Case and Extension</b>	
Case & Related Parts [DGQ] .....	Fig. 45RFE-210
Adapter [DGQ] .....	Fig. 45RFE-220
<b>Oil Pump</b>	
Oil Pump [DGQ] .....	Fig. 45RFE-310
<b>Gear Train</b>	
Input Shaft [DGQ] .....	Fig. 45RFE-410
Underdrive [DGQ] .....	Fig. 45RFE-420
Overdrive [DGQ] .....	Fig. 45RFE-430
2/4 Clutch Retainer [DGQ] .....	Fig. 45RFE-440
Input/Reverse Planetary [DGQ] .....	Fig. 45RFE-450
Reaction Annulus/Sun Gear [DGQ] .....	Fig. 45RFE-460
Low / Reverse Clutch [DGQ] .....	Fig. 45RFE-470
<b>Valve Body</b>	
Valve Body [DGQ] .....	Fig. 45RFE-710
Parking Sprag [DGQ] .....	Fig. 45RFE-720
<b>Gearshift Controls</b>	
Gearshift Controls [DGQ] .....	Fig. 45RFE-1210
<b>Seal and Shim Packages</b>	
Low Reverse Clutch [DGQ] .....	Fig. 45RFE-1310
Input Clutch Plate [DGQ] .....	Fig. 45RFE-1320
Overhaul Package [DGQ] .....	Fig. 45RFE-1330
Input Clutch [DGQ] .....	Fig. 45RFE-1340
Planetary Plate [DGQ] .....	Fig. 45RFE-1350
2&4 Clutch [DGQ] .....	Fig. 45RFE-1360

<b>45RFE-100</b> Transmission Assembly 	<b>45RFE-200</b> Case and Extension 	<b>45RFE-300</b> Oil Pump 	<b>45RFE-400</b> Gear Train 
<b>45RFE-700</b> Valve Body 	<b>45RFE-1200</b> Gearshift Controls 	<b>45RFE-1300</b> Seal and Shim Packages 	

**Transmission Assembly [DGQ]  
Figure 45RFE-110**

ITEM	PART NUMBER	QTY	LINE	SERIES	BODY	ENGINE	TRANS	TRIM	DESCRIPTION
NOTE; Sales Codes									
[DGQ] = 5 Speed Automatic Transmission [45RFE]									
1									TRANSMISSION KIT, Automatic
	#5086 263AA	1	T				DGQ		
	#5086 264AA	1	J				DGQ		

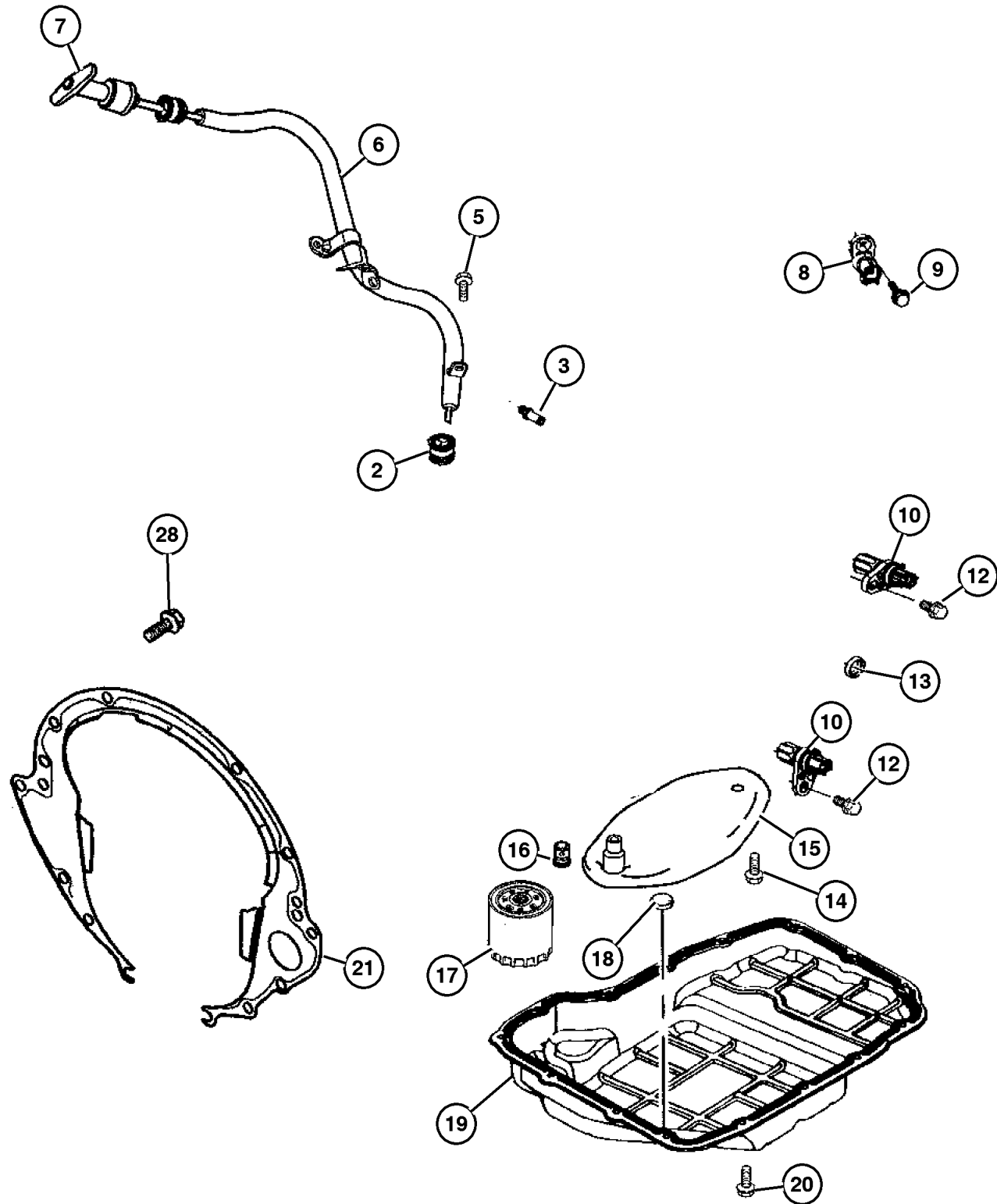


JEEP GRAND CHEROKEE (WJ)				
SERIES	LINE	BODY	ENGINE	TRANSMISSION
H = Laredo	J = 4WD	74 = 4 Door	ERH = 4.0L, Power Tech I-6	DGK = 4 Speed Auto, 42RE
M = Sport	T = 2WD		EVA = 4.7L Power Tech V8	DGQ = 5 Speed Auto, 45RFE
P = Limited			EVC = 4.7L HO V8 MPI	DG0 = All Automatic Trans
S = Overland			ER0 = All 4.0L 6 Cyl Gas	
			EVO = All 4.7l Gas	

AR = Use as required - = Non illustrated part # = New this model year

October 1, 2003

Case & Related Parts [DGQ]  
Figure 45RFE-210



ITEM	PART NUMBER	QTY	LINE	SERIES	BODY	ENGINE	TRANS	TRIM	DESCRIPTION
------	-------------	-----	------	--------	------	--------	-------	------	-------------

NOTE; Sales Codes

[DGQ] = 5 Speed Automatic Transmission [45RFE]

[ER0] = All 4.0L 6 Cylinder Gas Engines

[EV0] = All 4.7L Gas Engines

-1									OVERHAUL PACKAGE, Transmission
	#5014 221AJ	1	J				DGQ		
		1	T				DGQ		
2									GROMMET
	4810 021	1	T				DGQ		
		1	J				DGQ		
3									VENT, Transmission
	4799 861AB	1	T				DGQ		
		1	J				DGQ		
-4	53032 457AA	1					DG0		TUBE, Vent
5									BOLT, Hex Head, .375-16x2.25, (NOT SERVICED) (Not Serviced)
6	53013 507AA	1				EV0	DG0		TUBE, Transmission Oil Filler
7	52104 137AB	1				EV0	DG0		INDICATOR, Transmission Fluid Level
8									TRANSDUCER, Pressure Sensor
	4799 758AC	1	T				DGQ		
		1	J				DGQ		
9									SCREW
	6101 221	1	T				DGQ		
		1	J				DGQ		
10									SENSOR, Transmission Output Speed
	4799 061	2	T				DGQ		
		2	J				DGQ		
-11									O RING
	4799 062	2	T				DGQ		
		2	J				DGQ		
12									BOLT, M6x1.00x20
	6101 331	1	T				DGQ		
		2	J				DGQ		
13									SEAL
	4799 346	1	T				DGQ		
		1	J				DGQ		
14									SCREW, Pan Head, M5 x 0.8 x 12. 60

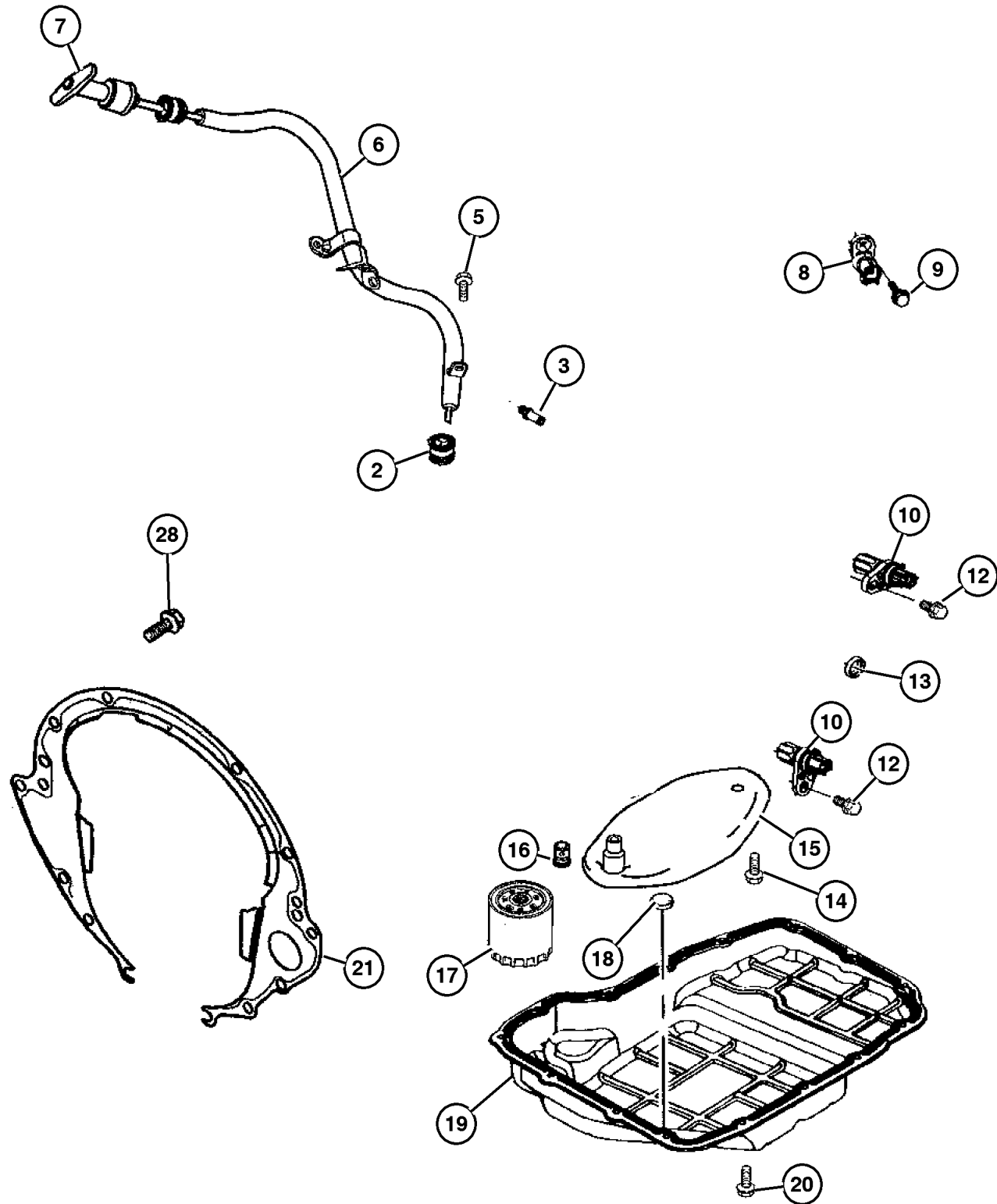
JEEP GRAND CHEROKEE (WJ)

SERIES	LINE	BODY	ENGINE	TRANSMISSION
H = Laredo	J = 4WD	74 = 4 Door	ERH = 4.0L, Power Tech I-6	DGK = 4 Speed Auto, 42RE
M = Sport	T = 2WD		EVA = 4.7L Power Tech V8	DGQ = 5 Speed Auto, 45RFE
P = Limited			EVC = 4.7L HO V8 MPI	DG0 = All Automatic Trans
S = Overland			ER0 = All 4.0L 6 Cyl Gas	
			EV0 = All 4.7L Gas	

AR = Use as required - = Non illustrated part # = New this model year

October 1, 2003

Case & Related Parts [DGQ]  
Figure 45RFE-210



ITEM	PART NUMBER	QTY	LINE	SERIES	BODY	ENGINE	TRANS	TRIM	DESCRIPTION
	6503 232	1	T				DGQ		
		1	J				DGQ		
15	5013 470AC	1	J				DGQ		FILTER PACKAGE, Transmission Oil
	5015 267AC	1	T				DGQ		
16	4799 681	1	T				DGQ		VALVE, Flow Control
		1	J				DGQ		
17	4799 662	1	T				DGQ		FILTER, Transmission Oil
		1	J				DGQ		
18	4446 728	1	T				DGQ		MAGNET, Transmission
		1	J				DGQ		
19	4800 078AA	1	T				DGQ		PAN, Transmission Oil
	5013 681AA	1	J				DGQ		
20	6101 221	15	T				DGQ		SCREW
		15	J				DGQ		
21	5210 4133	1					DGQ		COVER, Transmission Dust
-22	4799 433AB	2	T				DGQ		NUT, Transmission Case
		2	J				DGQ		
-23	4799 103	1	T				DGQ		SNAP RING, Transmission
		1	J				DGQ		L/R Retainer To Case
-24	4799 986AA	1	T				DGQ		L/R Retainer To Case
		1	J				DGQ		SEAL, Insulator
-25	4338 945	1	J			EVO			BUSHING, Shift Rail
		1	J			ER0			
-26	6505 335AA	1	T				DGQ		O RING, Control Valve
		1	J				DGQ		
-27	4736 547	1	T				DGQ		SEAL, Torque Converter Hub
		1	J				DGQ		
28	6022 266	4				EVO	DG0		SCREW, Hex Head, .375-16x1.5, Transmission to Engine

JEEP GRAND CHEROKEE (WJ)

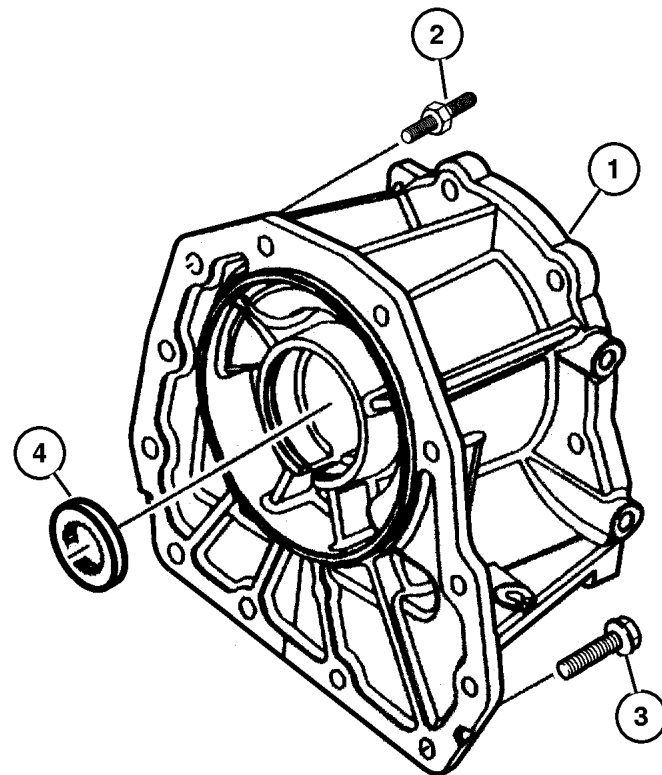
SERIES	LINE	BODY	ENGINE	TRANSMISSION
H = Laredo	J = 4WD	74 = 4 Door	ERH = 4.0L, Power Tech I-6	DGK = 4 Speed Auto, 42RE
M = Sport	T = 2WD		EVA = 4.7L Power Tech V8	DGQ = 5 Speed Auto, 45RFE
P = Limited			EVC = 4.7L HO V8 MPI	DG0 = All Automatic Trans
S = Overland			ER0 = All 4.0L 6 Cyl Gas	
			EVO = All 4.7L Gas	

AR = Use as required - = Non illustrated part # = New this model year

October 1, 2003

Adapter [DGQ]  
Figure 45RFE-220

ITEM	PART NUMBER	QTY	LINE	SERIES	BODY	ENGINE	TRANS	TRIM	DESCRIPTION
NOTE:									
Sales Codes:									
[DGQ]=5 Speed Automatic Transmission									
1	5209 8690	1	J				DGQ		ADAPTER, Transfer Case
2									STUD, M10x1.5x62
	6505 064AA	2	T				DGQ		
		2	J				DGQ		
3									SCREW AND WASHER, Hex Head, M10x1.5x37
	6504 774	10	T				DGQ		
		10	J				DGQ		
4	5019 020AA	1	J				DGQ		SEAL, Input Gear
-5	4799 495	1	T				DGQ		HOUSING, Transmission Rear Extension



JEEP GRAND CHEROKEE (WJ)

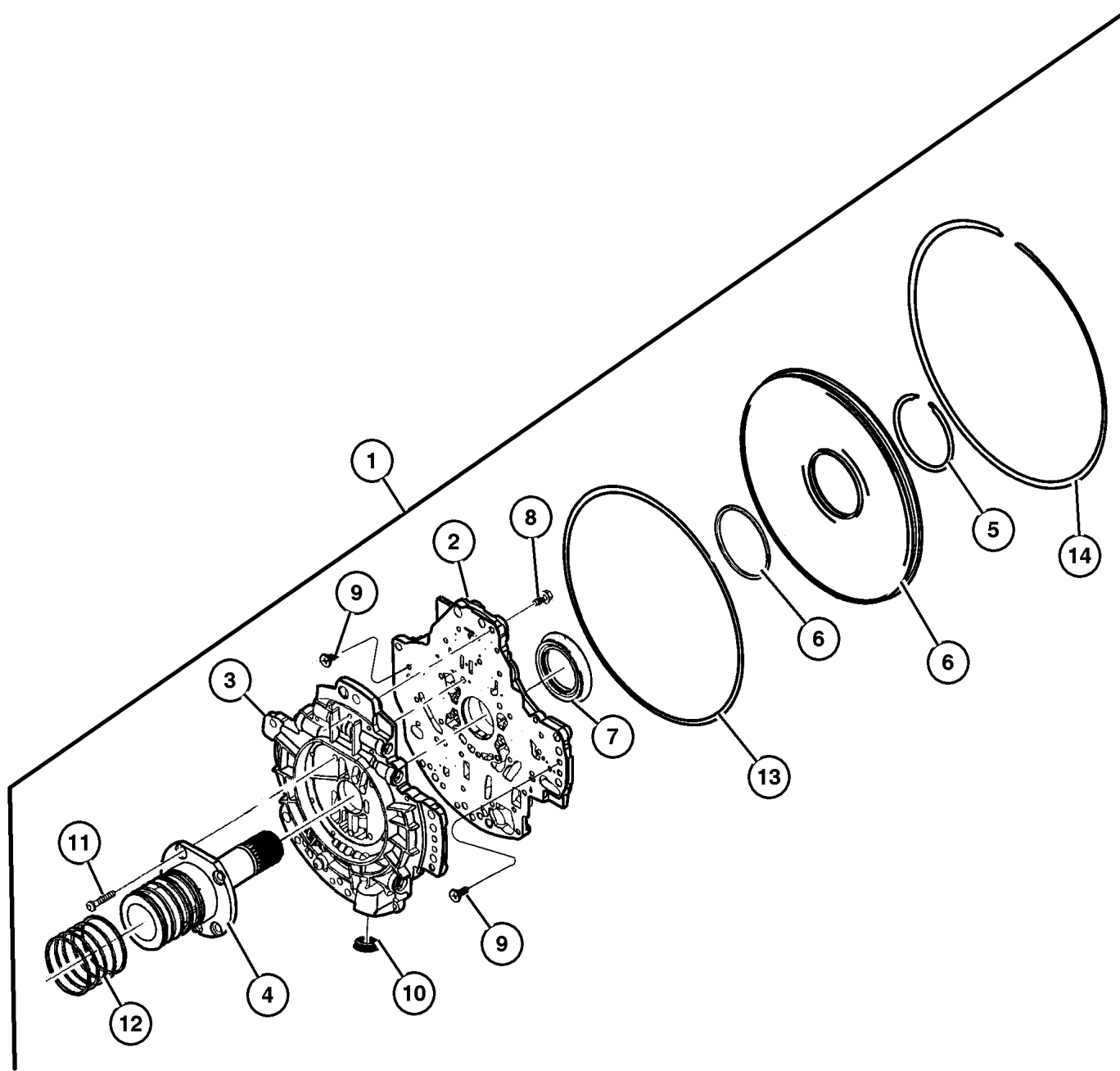
SERIES	LINE	BODY	ENGINE	TRANSMISSION
H = Laredo	J = 4WD	74 = 4 Door	ERH = 4.0L, Power Tech I-6	DGK = 4 Speed Auto, 42RE
M = Sport	T = 2WD		EVA = 4.7L Power Tech V8	DGQ = 5 Speed Auto, 45RFE
P = Limited			EVC = 4.7L HO V8 MPI	DG0 = All Automatic Trans
S = Overland			ER0 = All 4.0L 6 Cyl Gas	
			EVO = All 4.7l Gas	

AR = Use as required - = Non illustrated part # = New this model year

October 1, 2003



**Oil Pump [DGQ]  
Figure 45RFE-310**



ITEM	PART NUMBER	QTY	LINE	SERIES	BODY	ENGINE	TRANS	TRIM	DESCRIPTION
NOTE: Sales Codes: [DGQ]=5 Speed Automatic Transmission									
1									PUMP PACKAGE, Transmission
	#5073 004AB	1	T				DGQ		
		1	J				DGQ		
2									HOUSING, Pump, (NOT SERVICED) (Not Serviced)
3									BODY, Oil Pump Valve, (NOT SERVICED) (Not Serviced)
4									SUPPORT, Reaction Shaft, (NOT SERVICED) (Not Serviced)
5									SNAP RING, Transmission
	4799 082	1	T				DGQ		
		1	J				DGQ		
6									COVER, Oil Pump
	4799 609	1	T				DGQ		
		1	J				DGQ		
7									SEAL, Transmission Oil Pump
	4617 919	1	T				DGQ		
		1	J				DGQ		
8									SCREW AND WASHER, Pan Head, M5x.8x25
	6500 215	24	T				DGQ		
		24	J				DGQ		
9									SCREW, Pan Head, M5 x 0.8 x 12.60
	6503 232	1	T				DGQ		
		1	J				DGQ		
10									SEAL, Oil Pump
	4799 964AB	1	T				DGQ		
		1	J				DGQ		
11									SCREW, Button Head
	6504 661	5	T				DGQ		
		5	J				DGQ		
12									RING, Transmission
	4799 056	1	T				DGQ		
		1	J				DGQ		
13									O RING, Oil Pump, .
	4799 003	1	T				DGQ		
		1	J				DGQ		
14									SNAP RING, Transmission

**JEEP GRAND CHEROKEE (WJ)**

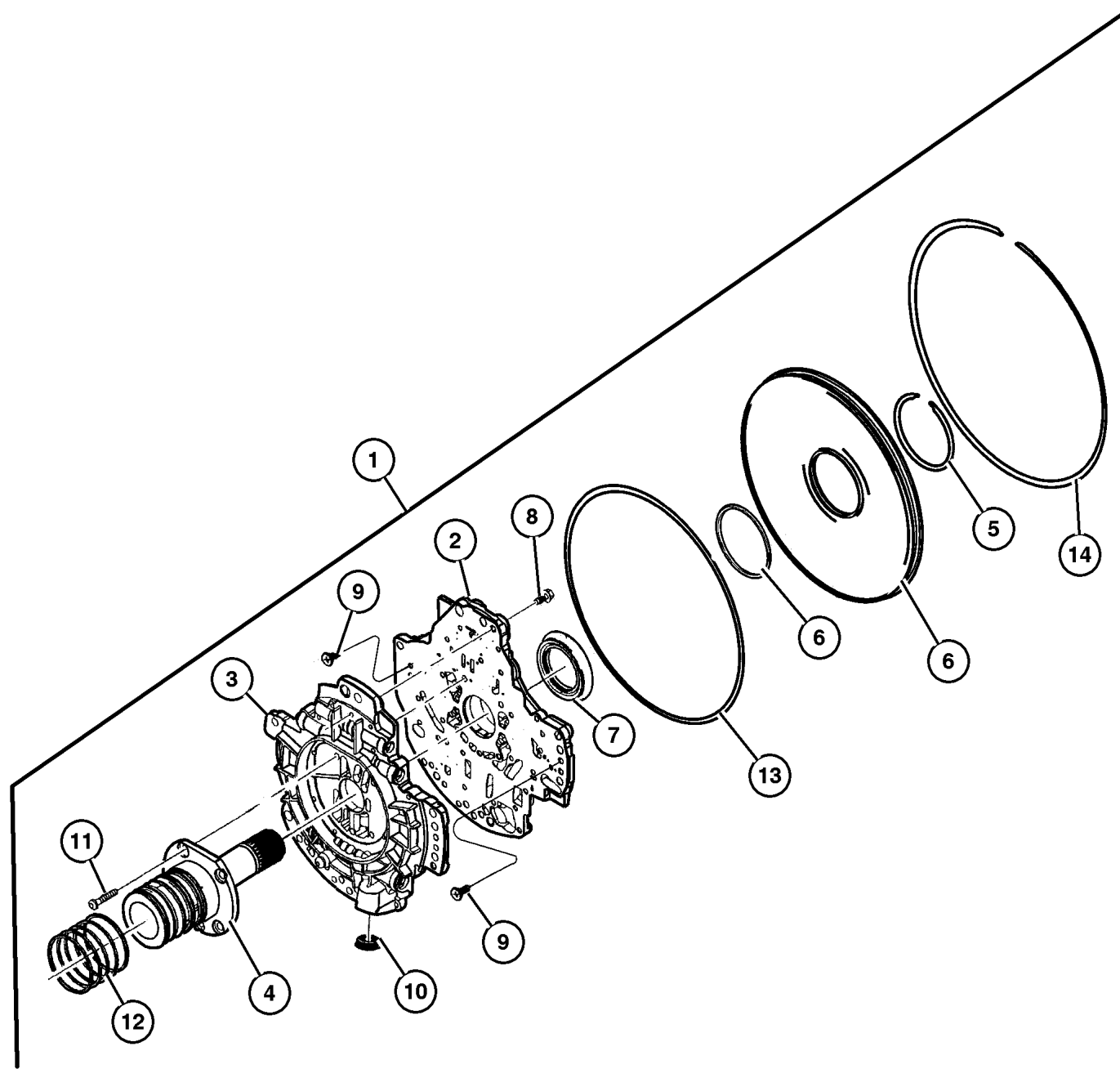
SERIES	LINE	BODY	ENGINE	TRANSMISSION
H = Laredo	J = 4WD	74 = 4 Door	ERH = 4.0L, Power Tech I-6	DGK = 4 Speed Auto, 42RE
M = Sport	T = 2WD		EVA = 4.7L Power Tech V8	DGQ = 5 Speed Auto, 45RFE
P = Limited			EVC = 4.7L HO V8 MPI	DG0 = All Automatic Trans
S = Overland			ER0 = All 4.0L 6 Cyl Gas	
			EVO = All 4.7L Gas	

AR = Use as required - = Non illustrated part # = New this model year

October 1, 2003

Oil Pump [DGQ]  
Figure 45RFE-310

ITEM	PART NUMBER	QTY	LINE	SERIES	BODY	ENGINE	TRANS	TRIM	DESCRIPTION
	4799 005	1	T				DGQ		
		1	J				DGQ		

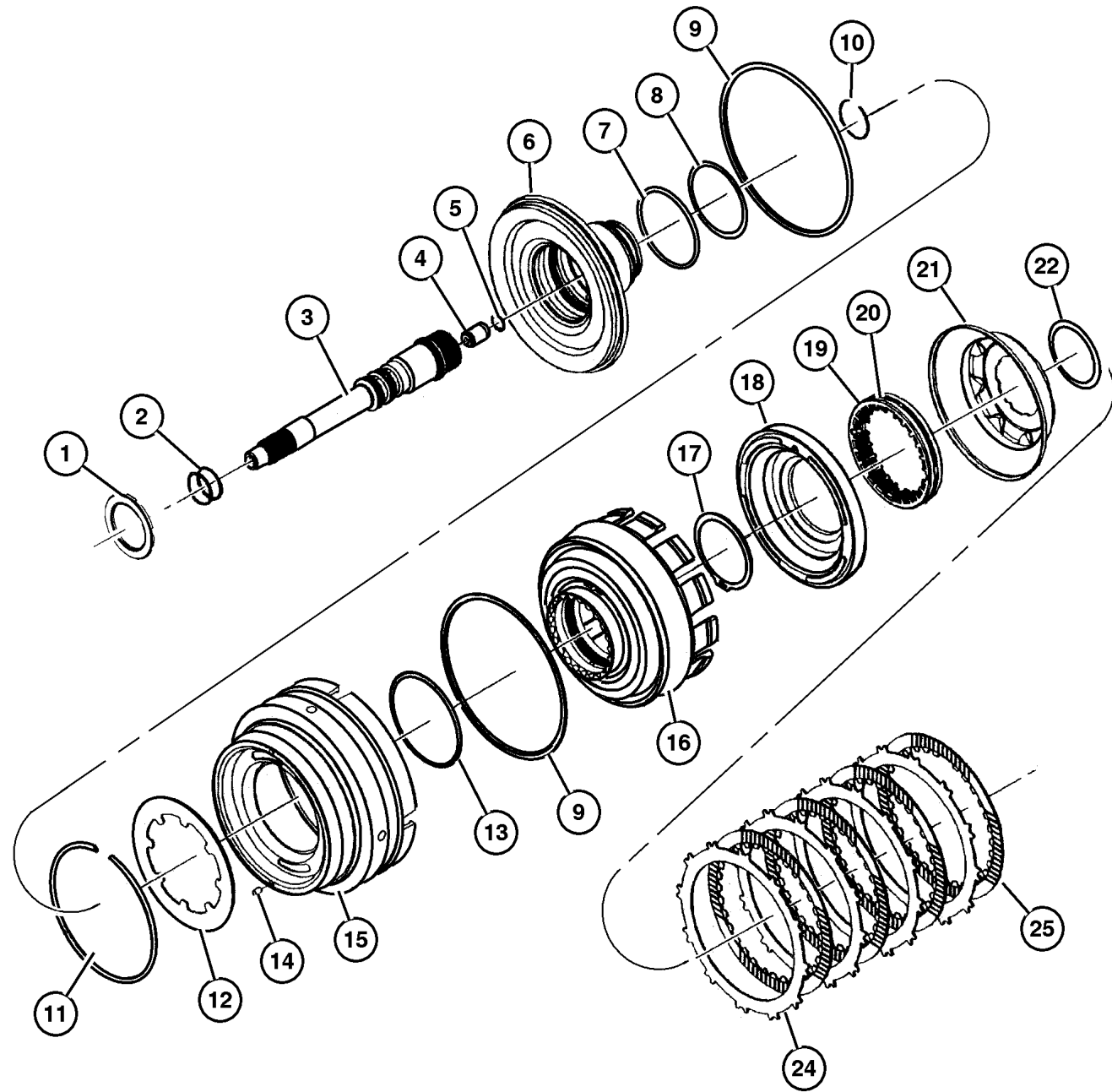


<b>JEEP GRAND CHEROKEE (WJ)</b>				
SERIES	LINE	BODY	ENGINE	TRANSMISSION
H = Laredo	J = 4WD	74 = 4 Door	ERH = 4.0L, Power Tech I-6	DGK = 4 Speed Auto, 42RE
M = Sport	T = 2WD		EVA = 4.7L Power Tech V8	DGQ = 5 Speed Auto, 45RFE
P = Limited			EVC = 4.7L HO V8 MPI	DG0 = All Automatic Trans
S = Overland			ER0 = All 4.0L 6 Cyl Gas	
			EVO = All 4.7l Gas	

AR = Use as required - = Non illustrated part # = New this model year

October 1, 2003

**Input Shaft [DGQ]  
Figure 45RFE-410**



ITEM	PART NUMBER	QTY	LINE	SERIES	BODY	ENGINE	TRANS	TRIM	DESCRIPTION
------	-------------	-----	------	--------	------	--------	-------	------	-------------

NOTE; Sales Codes

[DGQ] = 5 Speed Automatic Transmission [45RFE]

1	4799 469	1	T				DGQ		THRUST BEARING, Needle Roller
		1	J				DGQ		
2	4799 539	2	T				DGQ		SEAL, Input Shaft, PKG 05013090AA
		2	J				DGQ		
3	4799 537	1	T				DGQ		SHAFT, Input
		1	J				DGQ		
4	4799 974AA	1	T				DGQ		CHECK VALVE, Transmission
		1	J				DGQ		
5	4799 978AA	1	T				DGQ		SNAP RING
		1	J				DGQ		
6	4799 536AC	1	T				DGQ		HUB, Input Clutch
		1	J				DGQ		
7	4799 073	1	T				DGQ		O RING, Transmission Clutch, PKG 05013090AA
		1	J				DGQ		
8	4799 755	1	T				DGQ		O RING, Transmission Clutch, PKG 05013090AA
		1	J				DGQ		
9	4799 090	1	T				DGQ		SEAL, Input, PKG 05013090aa
		1	J				DGQ		
10	4799 538	1	T				DGQ		SNAP RING, Input Shaft
		1	J				DGQ		
11	4799 088	1	T				DGQ		SNAP RING, Transmission
		1	J				DGQ		
12	4799 087	1	T				DGQ		SPRING, Piston Return
		1	J				DGQ		

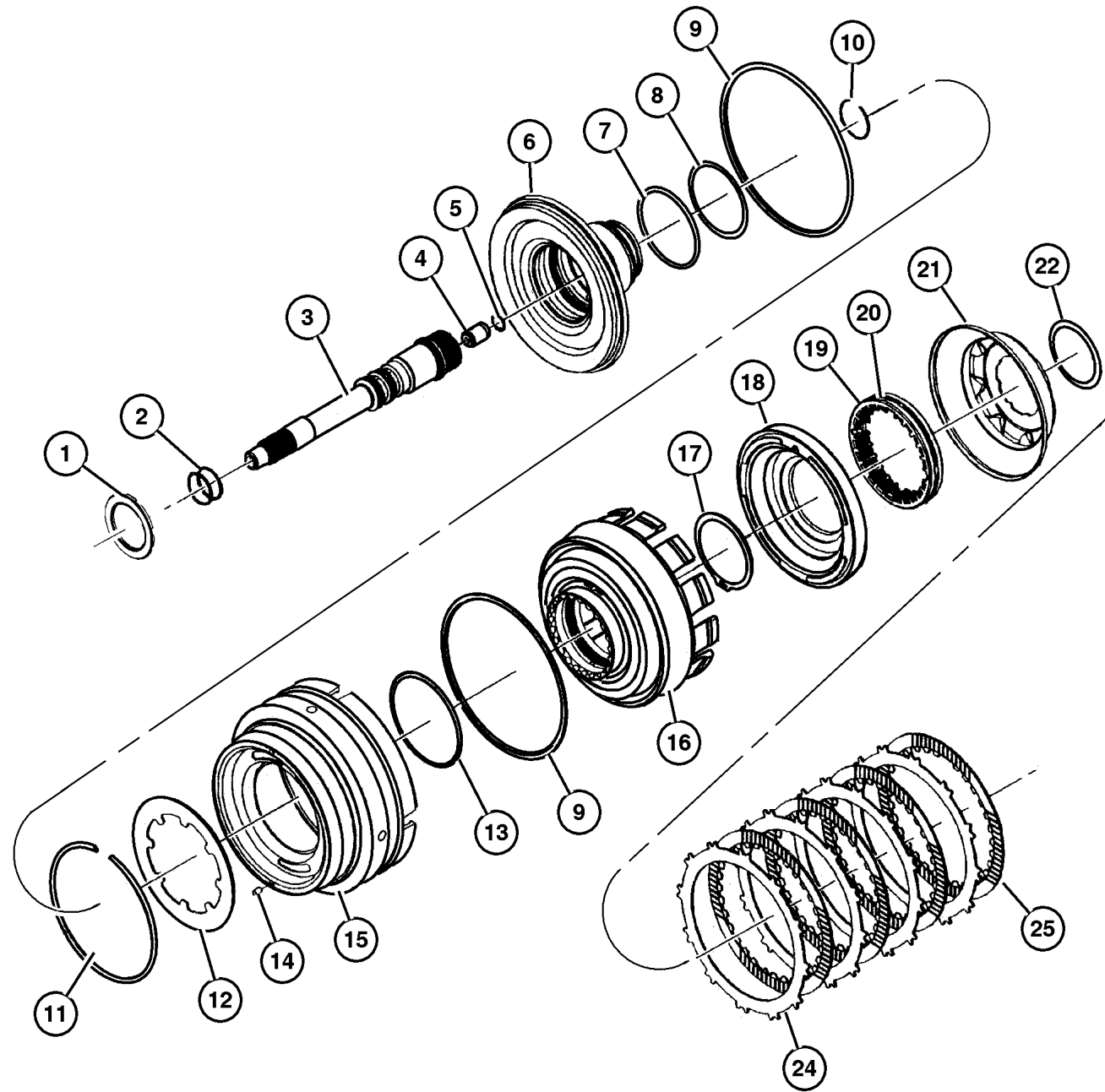
**JEEP GRAND CHEROKEE (WJ)**

SERIES	LINE	BODY	ENGINE	TRANSMISSION
H = Laredo	J = 4WD	74 = 4 Door	ERH = 4.0L, Power Tech I-6	DGK = 4 Speed Auto, 42RE
M = Sport	T = 2WD		EVA = 4.7L Power Tech V8	DGQ = 5 Speed Auto, 45RFE
P = Limited			EVC = 4.7L HO V8 MPI	DG0 = All Automatic Trans
S = Overland			ER0 = All 4.0L 6 Cyl Gas	
			EVO = All 4.7L Gas	

AR = Use as required - = Non illustrated part # = New this model year

October 1, 2003

**Input Shaft [DGQ]  
Figure 45RFE-410**



ITEM	PART NUMBER	QTY	LINE	SERIES	BODY	ENGINE	TRANS	TRIM	DESCRIPTION
13									O RING, Reverse & O/Drive Clutch Piston, Transmission, PKG 05013090AA
	4799 089	1	T				DGQ		
		1	J				DGQ		
14	4531 903	1	T				DGQ		FILTER, Reverse And O/D Clutch
		1	J				DGQ		
15	5073 525AA	1	T				DGQ		PISTON, Reverse and Overdrive
		AR	J				DGQ		
16									RETAINER, Transmission Input Clutch
	4799 648	1	T				DGQ		
		1	J				DGQ		
17	4799 247	1	T				DGQ		SNAP RING
		1	J				DGQ		
18	4799 650	1	T				DGQ		PISTON, Underdrive
		1	J				DGQ		
19	5086 303AA	1	T				DGQ		BEARING, Input Gear
20									SPRING, Undredrive Piston, PKG 05013090AA
	4799 101	1	T				DGQ		
		1	J				DGQ		
21	4799 652	1	T				DGQ		PISTON, Underdrive
		1	J				DGQ		
22									SNAP RING, Transmission, PKG 05013090AA , (NOT SERVICED) (Not Serviced)
-23									SNAP RING, Transmission
	4799 103	1	T				DGQ		
		1	J				DGQ		
24									PLATE, PKG 05013090AA, (NOT SERVICED) (Not Serviced)
25									DISC, Clutch, PKG 05013090AA, (NOT SERVICED) (Not Serviced)

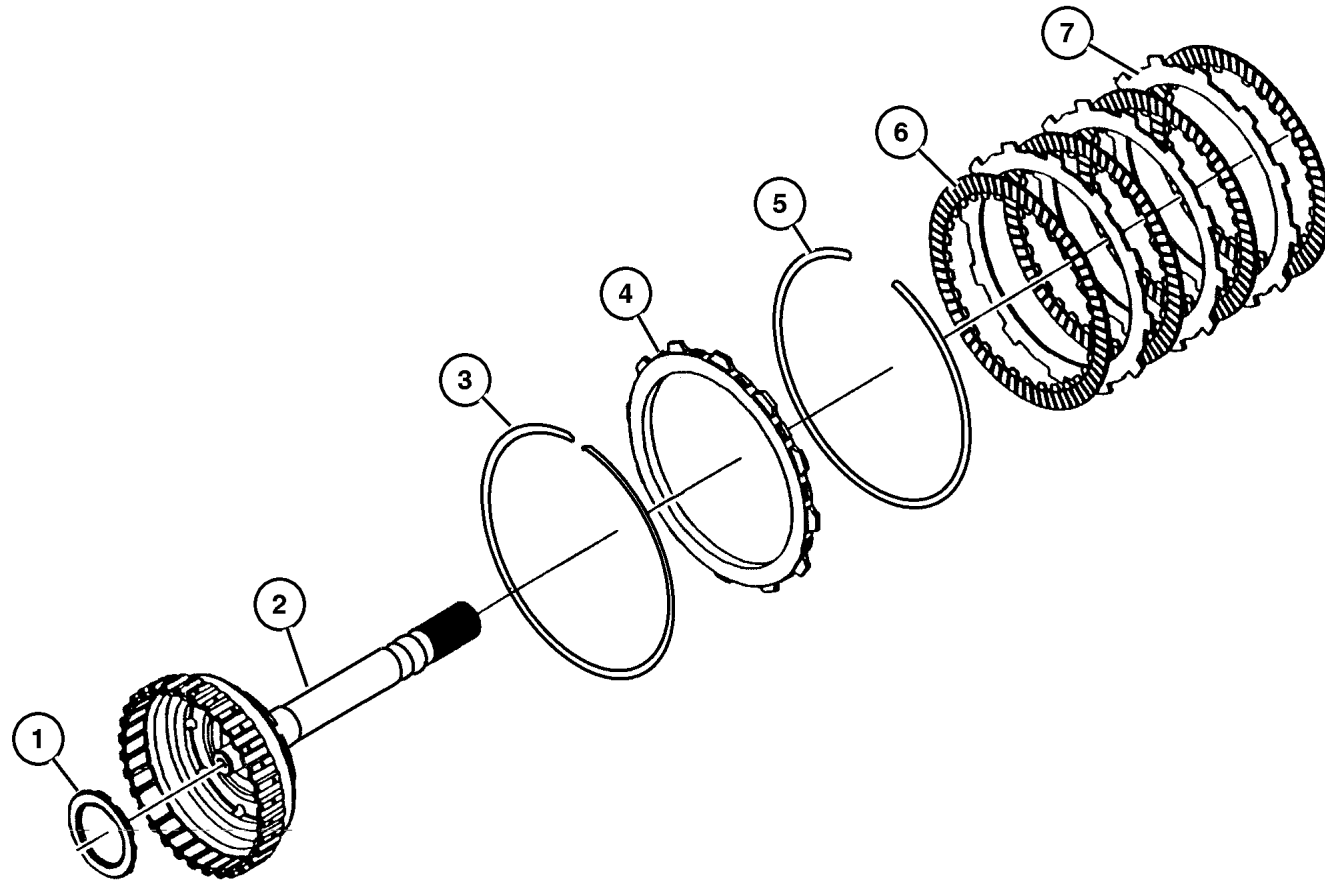
**JEEP GRAND CHEROKEE (WJ)**

SERIES	LINE	BODY	ENGINE	TRANSMISSION
H = Laredo	J = 4WD	74 = 4 Door	ERH = 4.0L, Power Tech I-6	DGK = 4 Speed Auto, 42RE
M = Sport	T = 2WD		EVA = 4.7L Power Tech V8	DGQ = 5 Speed Auto, 45RFE
P = Limited			EVC = 4.7L HO V8 MPI	DG0 = All Automatic Trans
S = Overland			ER0 = All 4.0L 6 Cyl Gas	
			EVO = All 4.7L Gas	

AR = Use as required - = Non illustrated part # = New this model year

October 1, 2003

Underdrive [DGQ]  
Figure 45RFE-420



ITEM	PART NUMBER	QTY	LINE	SERIES	BODY	ENGINE	TRANS	TRIM	DESCRIPTION
NOTE; Sales Codes									
[DGQ] = 5 Speed Automatic Transmission [45RFE]									
1	4799 469	1	T				DGQ		THRUST BEARING, Needle Roller
		1	J				DGQ		
2	4799 546	1	T				DGQ		HUB AND SHAFT, Underdrive Clutch
		1	J				DGQ		
3	4799 760	1	J				DGQ		SNAP RING, Transmission
		AR	J				DGQ		
4									PLATE, Transmission Clutch Reaction
	#4799 108AD	AR	T				DGQ		
		AR	J				DGQ		
5									SNAP RING, PKG 05013090AA, (NOT SERVICED) (Not Serviced)
6									DISC, Clutch, PKG 05013090AA, (NOT SERVICED) (Not Serviced)
7									PLATE, PKG 05013090AA, (NOT SERVICED) (Not Serviced)
-8									PLATE, Transmission Clutch Reaction
	4799 667	1	T				DGQ		
		1	J				DGQ		
-9									PLATE, Transmission Clutch Reaction
	4799 687AB	1	T				DGQ		
		1	J				DGQ		

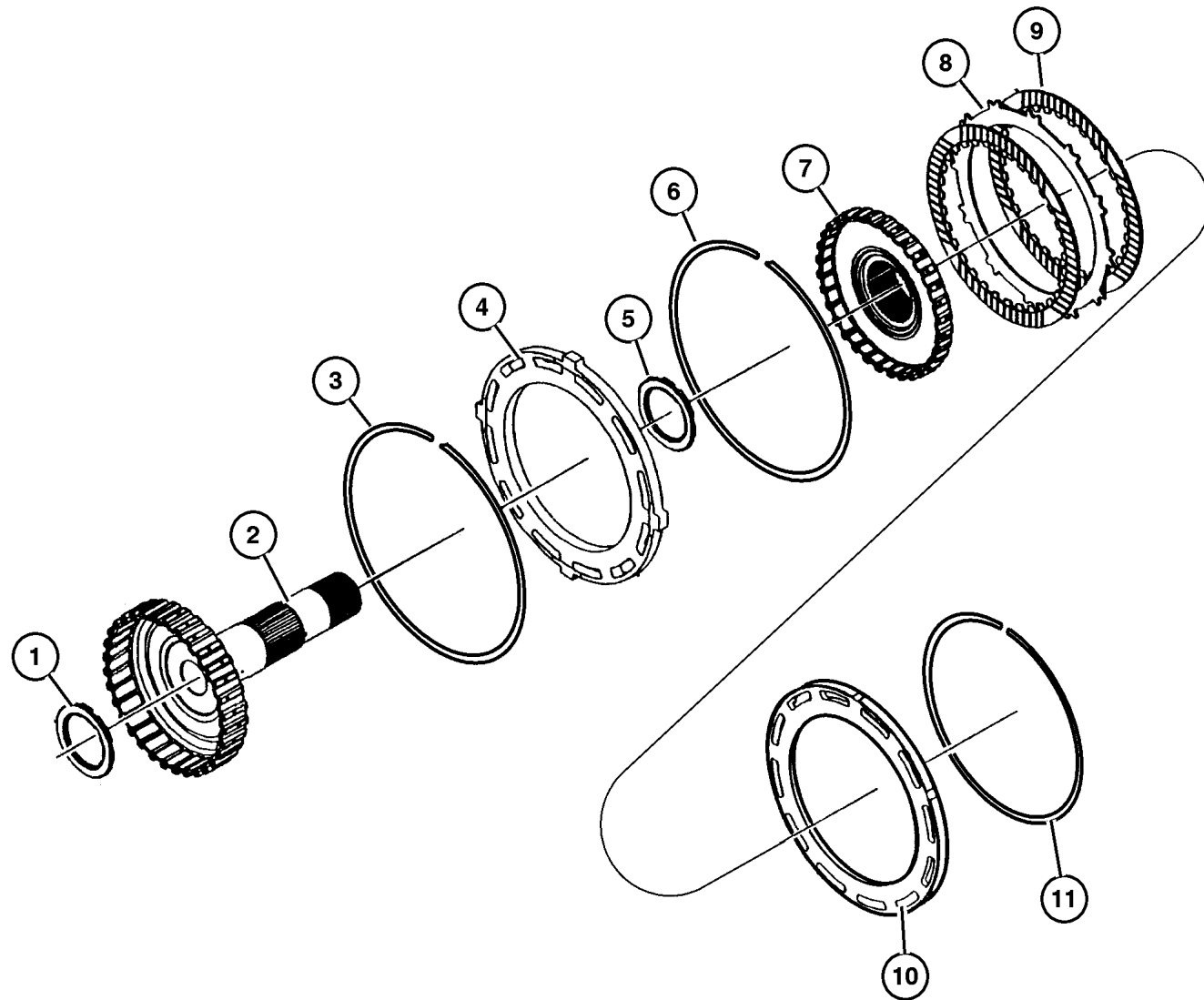
JEEP GRAND CHEROKEE (WJ)

SERIES	LINE	BODY	ENGINE	TRANSMISSION
H = Laredo	J = 4WD	74 = 4 Door	ERH = 4.0L, Power Tech I-6	DGK = 4 Speed Auto, 42RE
M = Sport	T = 2WD		EVA = 4.7L Power Tech V8	DGQ = 5 Speed Auto, 45RFE
P = Limited			EVC = 4.7L HO V8 MPI	DG0 = All Automatic Trans
S = Overland			ER0 = All 4.0L 6 Cyl Gas	
			EVO = All 4.7l Gas	

AR = Use as required - = Non illustrated part # = New this model year

October 1, 2003

Overdrive [DGQ]  
Figure 45RFE-430



ITEM	PART NUMBER	QTY	LINE	SERIES	BODY	ENGINE	TRANS	TRIM	DESCRIPTION
NOTE; Sales Codes									
[DGQ] = 5 Speed Automatic Transmission [45RFE]									
1	4799 469	1	T				DGQ		THRUST BEARING, Needle Roller
		1	J				DGQ		
2	4799 550	1	T				DGQ		HUB AND SHAFT, Overdrive Clutch
		1	J				DGQ		
3	4799 118	1	T				DGQ		SNAP RING, Overdrive Clutch
		1	J				DGQ		
4	#4799 116AB	1	T				DGQ		PLATE, Clutch Pressure
		1	J				DGQ		
5	4799 469	1	T				DGQ		THRUST BEARING, Needle Roller
		1	J				DGQ		
6	4799 117	1	T				DGQ		SNAP RING, Transmission
		1	J				DGQ		
7	4799 556	1	T				DGQ		HUB AND SHAFT, Reverse Clutch
		1	J				DGQ		
8									PLATE, PKG 05013090AA, (NOT SERVICED) (Not Serviced)
9									DISC, Clutch, PKG 05013090AA, (NOT SERVICED) (Not Serviced)
10									PLATE, Transmission Clutch Reaction
	4799 121	1	T				DGQ		
		1	J				DGQ		
11									SNAP RING, PKG 05013090AA, (NOT SERVICED) (Not Serviced)

JEEP GRAND CHEROKEE (WJ)

SERIES	LINE	BODY	ENGINE	TRANSMISSION
H = Laredo	J = 4WD	74 = 4 Door	ERH = 4.0L, Power Tech I-6	DGK = 4 Speed Auto, 42RE
M = Sport	T = 2WD		EVA = 4.7L Power Tech V8	DGQ = 5 Speed Auto, 45RFE
P = Limited			EVC = 4.7L HO V8 MPI	DG0 = All Automatic Trans
S = Overland			ER0 = All 4.0L 6 Cyl Gas	
			EVO = All 4.7l Gas	

AR = Use as required - = Non illustrated part # = New this model year

October 1, 2003

**2/4 Clutch Retainer [DGQ]  
Figure 45RFE-440**

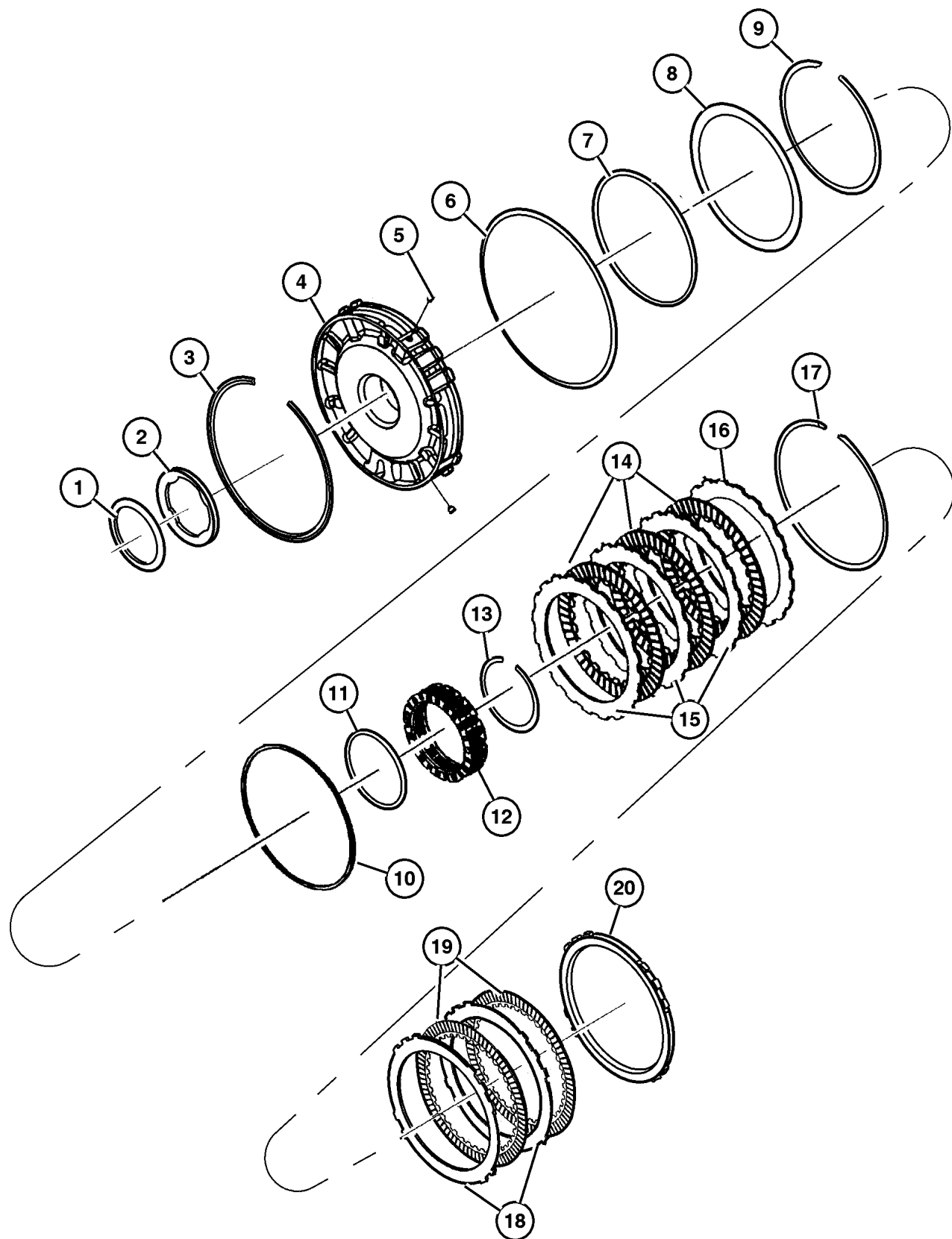
ITEM	PART NUMBER	QTY	LINE	SERIES	BODY	ENGINE	TRANS	TRIM	DESCRIPTION
NOTE; Sales Codes									
[DGQ] = 5 Speed Automatic Transmission [45RFE]									
1	4799 936AB	1	T				DGQ		THRUST BEARING, Needle Roller
		1	J				DGQ		
2									PLATE, Clutch Hub Thrust, PKG 05013093AB, (NOT SERVICED) (Not Serviced)
3	4799 680AB	1	T				DGQ		SNAP RING, Transmission
		1	J				DGQ		
4	#4799 498AB	1	T				DGQ		RETAINER, Transmission 2nd and 4th Clutch Piston
		1	J				DGQ		
5	4799 086	1	T				DGQ		BLEED ORIFICE, Transmission
		1	J				DGQ		
6	4799 174	1	T				DGQ		SNAP RING, Transmission
		1	J				DGQ		
7									RING, PKG 05013093AB, (NOT SERVICED) (Not Serviced)
8	4799 521	1	T				DGQ		SPRING, 2nd And 4th Clutch Piston
		1	J				DGQ		
9	4799 522AB	1	T				DGQ		SNAP RING, Transmission
		1	J				DGQ		
10									RING, PKG 05013093AB, (NOT SERVICED) (Not Serviced)
11									RING, PKG 05013093AB, (NOT SERVICED) (Not Serviced)
12	4799 527AB	1	T				DGQ		SPRING, 2nd And 4th Clutch Piston
		1	J				DGQ		
13	4799 528AB	1	T				DGQ		SNAP RING, Transmission
		1	J				DGQ		
14									DISC, Clutch, PKG 05013087AA, (NOT SERVICED) (Not Serviced)

**JEEP GRAND CHEROKEE (WJ)**

SERIES	LINE	BODY	ENGINE	TRANSMISSION
H = Laredo	J = 4WD	74 = 4 Door	ERH = 4.0L, Power Tech I-6	DGK = 4 Speed Auto, 42RE
M = Sport	T = 2WD		EVA = 4.7L Power Tech V8	DGQ = 5 Speed Auto, 45RFE
P = Limited			EVC = 4.7L HO V8 MPI	DG0 = All Automatic Trans
S = Overland			ER0 = All 4.0L 6 Cyl Gas	
			EVO = All 4.7L Gas	

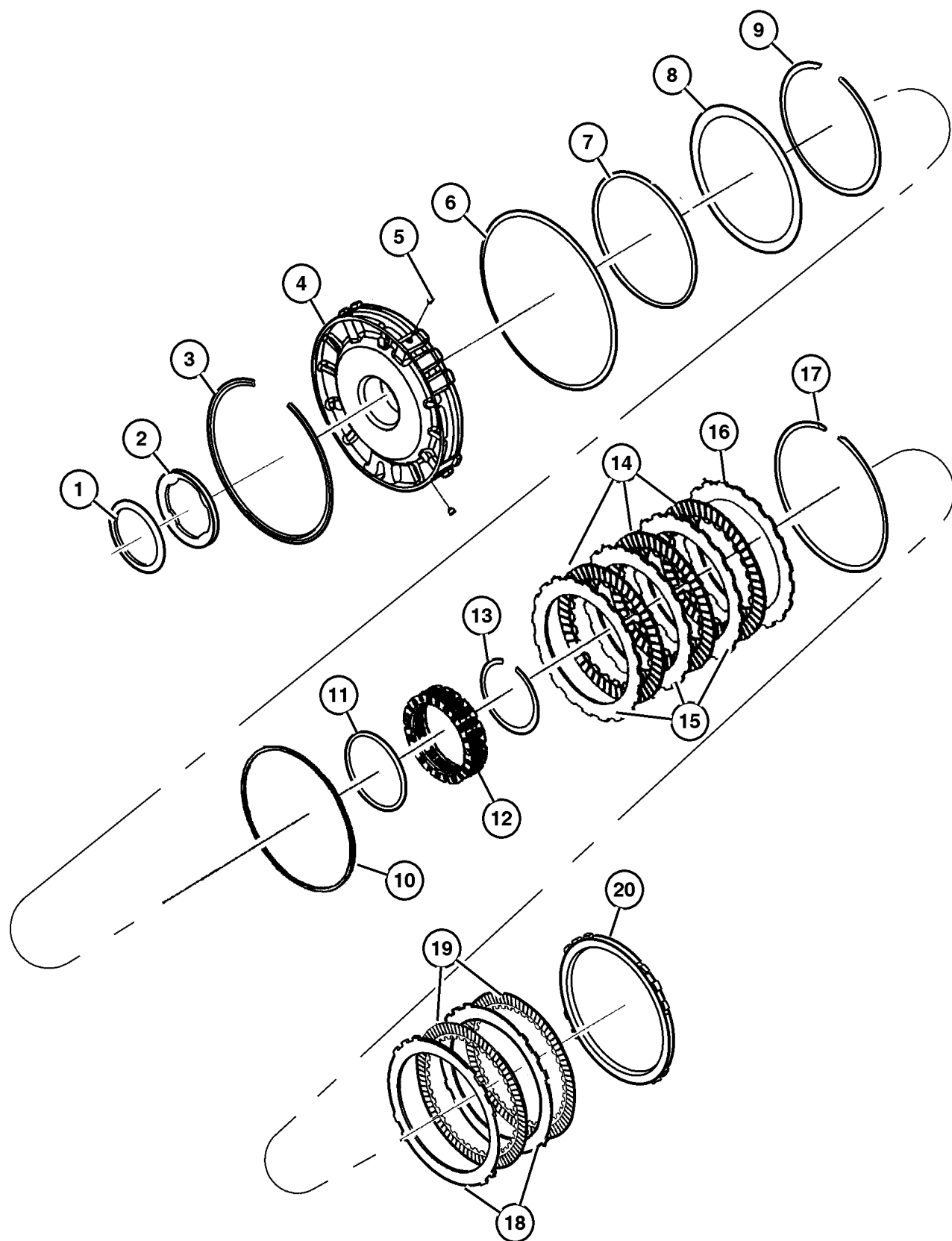
AR = Use as required - = Non illustrated part # = New this model year

October 1, 2003



**2/4 Clutch Retainer [DGQ]  
Figure 45RFE-440**

ITEM	PART NUMBER	QTY	LINE	SERIES	BODY	ENGINE	TRANS	TRIM	DESCRIPTION
15									PLATE, Clutch Separator, PKG 05013087AA, (NOT SERVICED) (Not Serviced)
16									PLATE, Transmission Clutch Reaction
	4799 533	1	T				DGQ		
		1	J				DGQ		
17									SNAP RING, Transmission, PKG 05013087AA, (NOT SERVICED) (Not Serviced)
18									PLATE, PKG 05013087AA, (NOT SERVICED) (Not Serviced)
19									DISC, Clutch, PKG 05013087AA, (NOT SERVICED) (Not Serviced)
20									PLATE, PKG 05013087AA, (NOT SERVICED) (Not Serviced)
-21									CLUTCH, L/R Clutch
	#4799 457AC	1	J				DGQ		
		1	T				DGQ		
-22									CLUTCH, Overrunning
	4799 465	1	T				DGQ		
		1	J				DGQ		
-23									RETAINER, Clutch
	4799 635	1	T				DGQ		
		1	J				DGQ		
-24									SPRING, Low/Reverse Clutch Piston
	4799 640	1	T				DGQ		
		1	J				DGQ		



**JEEP GRAND CHEROKEE (WJ)**

SERIES	LINE	BODY	ENGINE	TRANSMISSION
H = Laredo	J = 4WD	74 = 4 Door	ERH = 4.0L, Power Tech I-6	DGK = 4 Speed Auto, 42RE
M = Sport	T = 2WD		EVA = 4.7L Power Tech V8	DGQ = 5 Speed Auto, 45RFE
P = Limited			EVC = 4.7L HO V8 MPI	DG0 = All Automatic Trans
S = Overland			ER0 = All 4.0L 6 Cyl Gas	
			EVO = All 4.7l Gas	

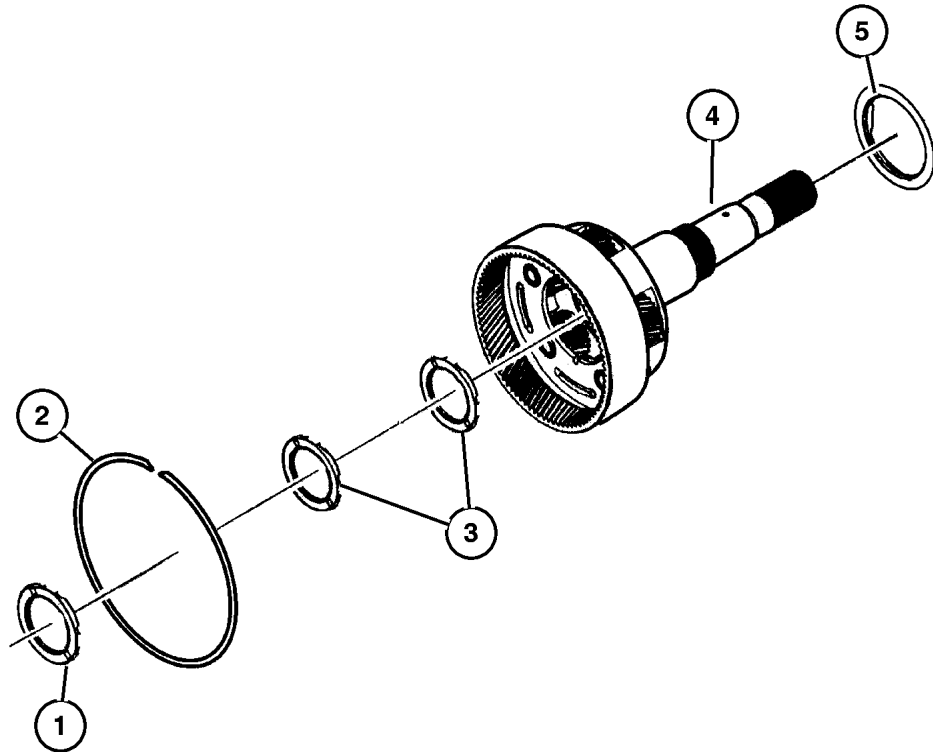
AR = Use as required - = Non illustrated part # = New this model year

October 1, 2003



**Input/Reverse Planetary [DGQ]  
Figure 45RFE-450**

ITEM	PART NUMBER	QTY	LINE	SERIES	BODY	ENGINE	TRANS	TRIM	DESCRIPTION
Notes:									
DGQ = 45RFE Multi Speed Automatic Transmission									
1									THRUST BEARING, Needle Roller
	4799 459	1	T				DGQ		
		1	J				DGQ		
2									SNAP RING
	4799 247	1	T				DGQ		
		1	J				DGQ		
3									THRUST BEARING, Needle Roller
	#52119 464AA	1	T				DGQ		
		1	J				DGQ		
4									CARRIER, Input Complete
	#4799 500AE	1	T				DGQ		
		1	J				DGQ		
5									THRUST BEARING, Needle Roller
	4799 459	1	T				DGQ		
		1	J				DGQ		
-6									CARRIER, Reverse Complete
	#4799 503AD	1	T				DGQ		
		1	J				DGQ		



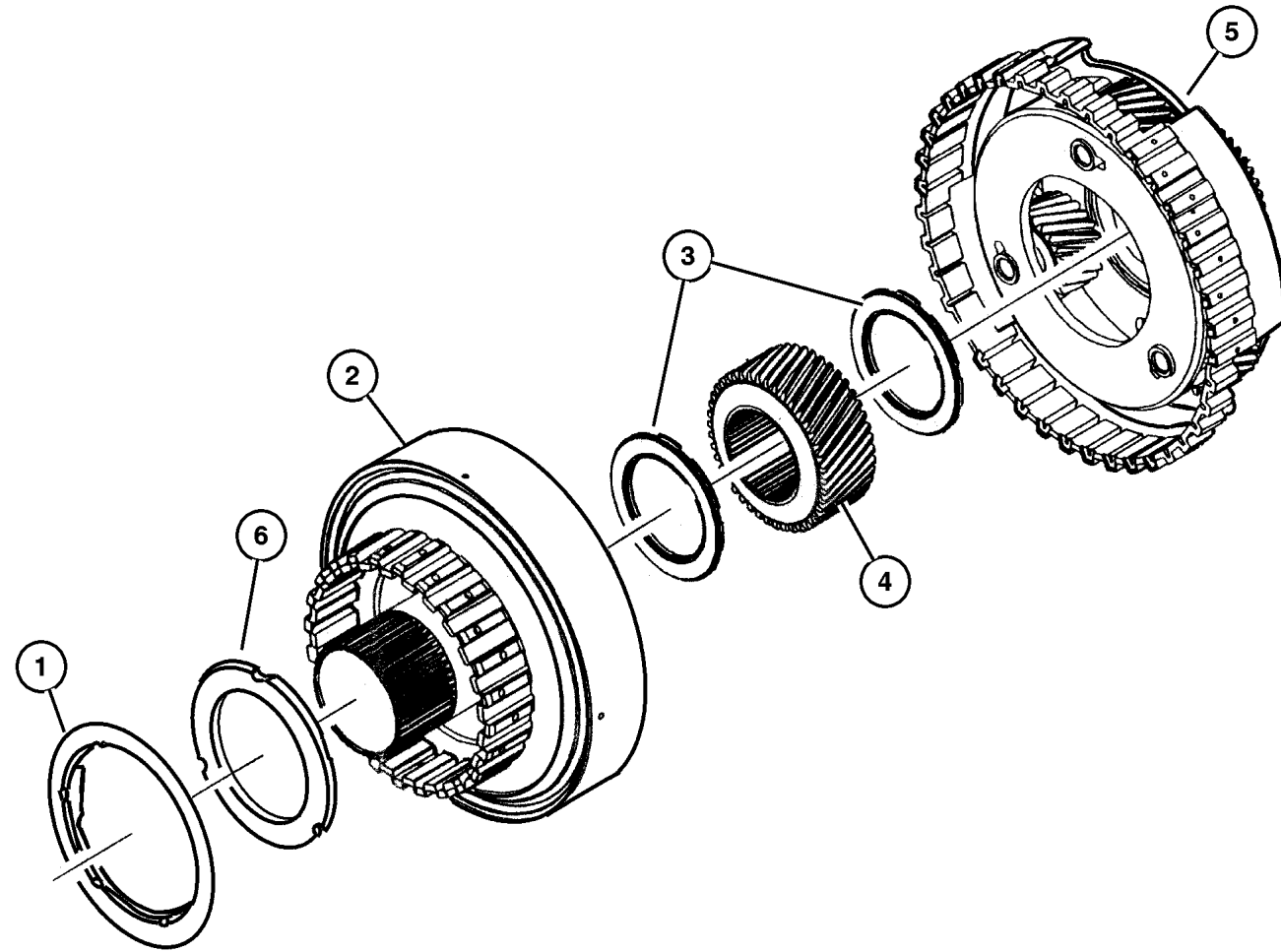
**JEEP GRAND CHEROKEE (WJ)**

SERIES	LINE	BODY	ENGINE	TRANSMISSION
H = Laredo	J = 4WD	74 = 4 Door	ERH = 4.0L, Power Tech I-6	DGK = 4 Speed Auto, 42RE
M = Sport	T = 2WD		EVA = 4.7L Power Tech V8	DGQ = 5 Speed Auto, 45RFE
P = Limited			EVC = 4.7L HO V8 MPI	DG0 = All Automatic Trans
S = Overland			ER0 = All 4.0L 6 Cyl Gas	
			EVO = All 4.7l Gas	

AR = Use as required - = Non illustrated part # = New this model year

October 1, 2003

**Reaction Annulus/Sun Gear [DGQ]  
Figure 45RFE-460**



ITEM	PART NUMBER	QTY	LINE	SERIES	BODY	ENGINE	TRANS	TRIM	DESCRIPTION
NOTE; Sales Codes									
[DGQ] = 5 Speed Automatic Transmission [45RFE]									
1									THRUST BEARING, Needle Roller
	4799 459	1	T				DGQ		
		1	J				DGQ		
2									GEAR, Annulus
	4799 501	1	T				DGQ		
		1	J				DGQ		
3									THRUST BEARING, Needle Roller
	4799 469	1	T				DGQ		
		1	J				DGQ		
4									GEAR, Reaction Sun
	4799 602	1	T				DGQ		
		1	J				DGQ		
5									CARRIER, Reaction Complete
	#4799 619AB	1	T				DGQ		
		1	J				DGQ		
6									PLATE PACKAGE, Planetary Thrust
	5013 092AA	1	J				DGQ		
		1	T				DGQ		
-7									GEAR, Input Sun
	#4799 586AB	1	T				DGQ		
		1	J				DGQ		

**JEEP GRAND CHEROKEE (WJ)**

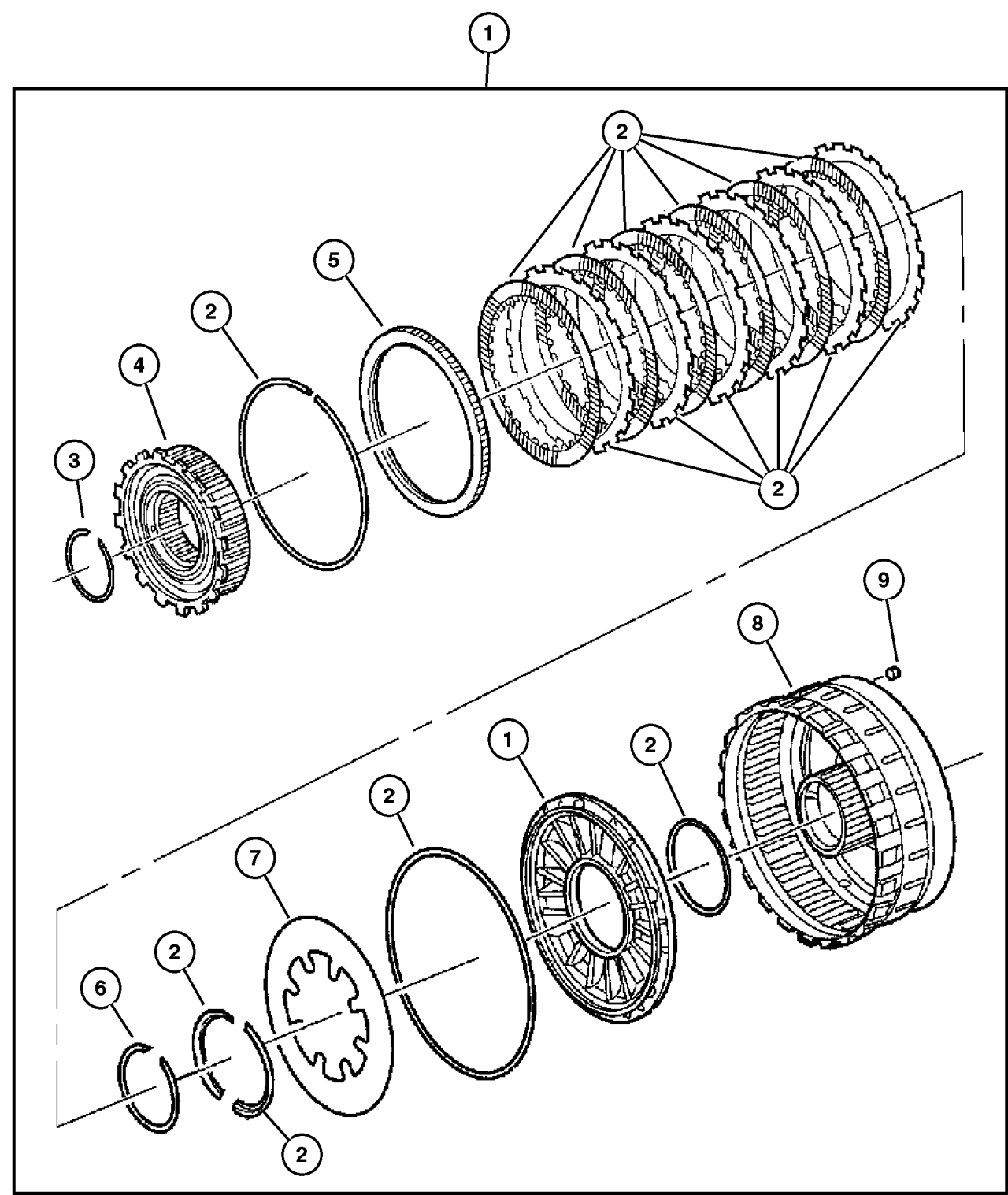
SERIES	LINE	BODY	ENGINE	TRANSMISSION
H = Laredo	J = 4WD	74 = 4 Door	ERH = 4.0L, Power Tech I-6	DGK = 4 Speed Auto, 42RE
M = Sport	T = 2WD		EVA = 4.7L Power Tech V8	DGQ = 5 Speed Auto, 45RFE
P = Limited			EVC = 4.7L HO V8 MPI	DG0 = All Automatic Trans
S = Overland			ER0 = All 4.0L 6 Cyl Gas	
			EVO = All 4.7l Gas	

AR = Use as required - = Non illustrated part # = New this model year

October 1, 2003

**Low / Reverse Clutch [DGQ]  
Figure 45RFE-470**

ITEM	PART NUMBER	QTY	LINE	SERIES	BODY	ENGINE	TRANS	TRIM	DESCRIPTION
1									CLUTCH, L/R Clutch
	4799 457AB	1	T				DGQ		
		1	J				DGQ		
2									CLUTCH PACKAGE, Automatic Transmission, Low/Reverse
	5073 003AA	1	T				DGQ		
		1	J				DGQ		
3									SNAP RING
	4799 863AA	1	T				DGQ		
		1	J				DGQ		
4									CLUTCH, Overrunning
	4799 465	1	T				DGQ		
		1	J				DGQ		
5									PLATE, Transmission Clutch Reaction
	4799 667	1	T				DGQ		
		1	J				DGQ		
6									SNAP RING
	4799 863AA	1	T				DGQ		
		1	J				DGQ		
7									SPRING, Low/Reverse Clutch Piston
	4799 640	1	T				DGQ		
		1	J				DGQ		
8									RETAINER, Clutch
	4799 635	1	T				DGQ		
		1	J				DGQ		
9									BLEED ORIFICE, Transmission
	4799 086	1	T				DGQ		
		1	J				DGQ		



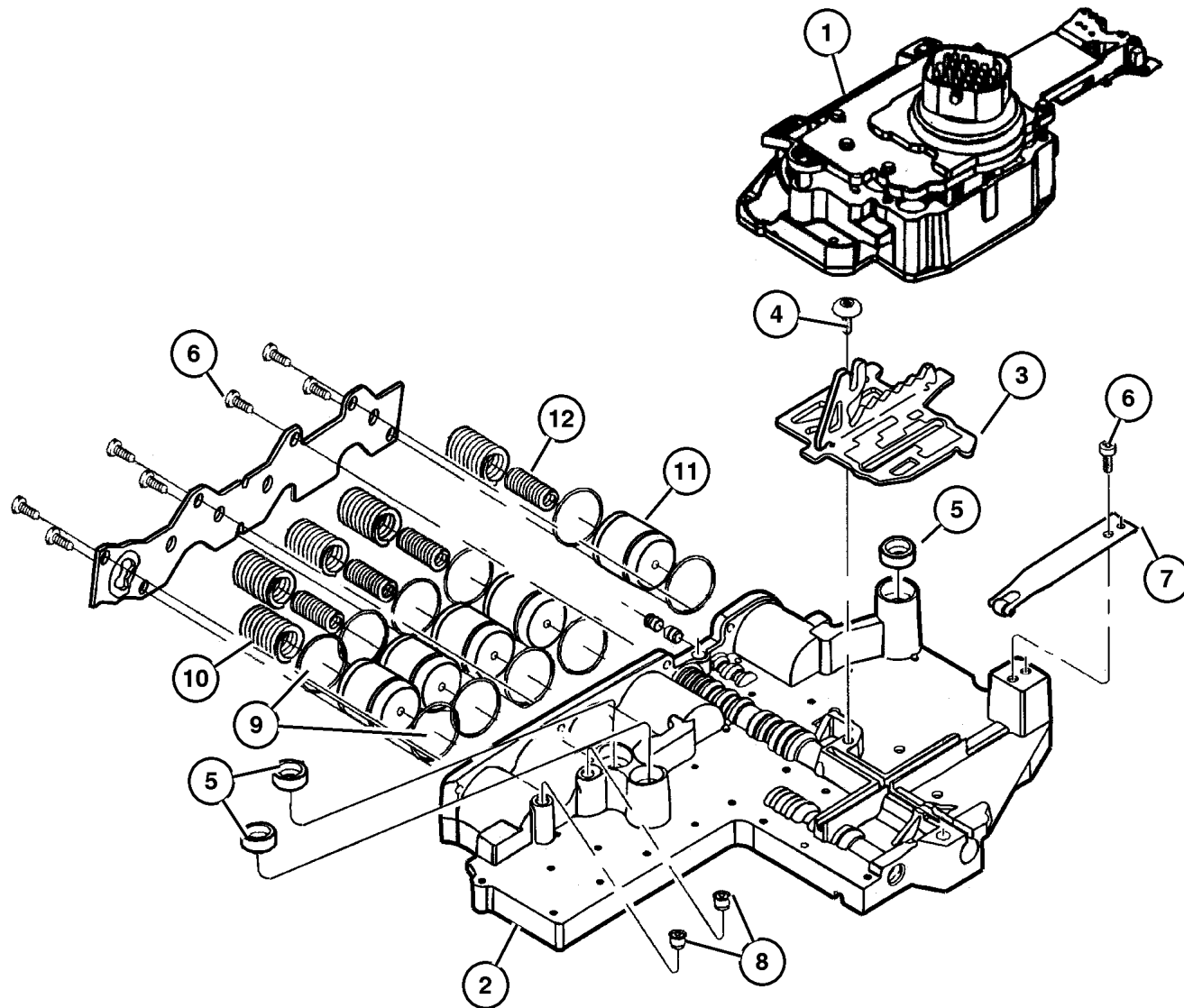
**JEEP GRAND CHEROKEE (WJ)**

SERIES	LINE	BODY	ENGINE	TRANSMISSION
H = Laredo	J = 4WD	74 = 4 Door	ERH = 4.0L, Power Tech I-6	DGK = 4 Speed Auto, 42RE
M = Sport	T = 2WD		EVA = 4.7L Power Tech V8	DGQ = 5 Speed Auto, 45RFE
P = Limited			EVC = 4.7L HO V8 MPI	DG0 = All Automatic Trans
S = Overland			ER0 = All 4.0L 6 Cyl Gas	
			EVO = All 4.7l Gas	

AR = Use as required - = Non illustrated part # = New this model year

**Valve Body [DGQ]  
Figure 45RFE-710**

ITEM	PART NUMBER	QTY	LINE	SERIES	BODY	ENGINE	TRANS	TRIM	DESCRIPTION
NOTE; Sales Codes									
[DGQ] = 5 Speed Automatic Transmission [45RFE]									
1	4799 934AD	1	T				DGQ		SOLENOID, Transmission
		1	J				DGQ		
2	5080 732AA	1	T				DGQ		VALVE BODY, Transfer Plate and Valve
		1	J				DGQ		
3	4799 654	1	T				DGQ		PLATE, Manual Valve Cam
		1	J				DGQ		
4	6501 710	1	T				DGQ		SCREW, Shoulder/Truss, M5x. 8x12.5
		1	J				DGQ		
5	4799 778	3	T				DGQ		SEAL, Clutch Feed
		3	J				DGQ		
6	6503 232	1	T				DGQ		SCREW, Pan Head, M5 x 0.8 x 12.60
		1	J				DGQ		
7	4799 593	1	T				DGQ		DETENT, Valve Body
		1	J				DGQ		
8	4799 086	1	T				DGQ		BLEED ORIFICE, Transmission
		1	J				DGQ		
9	4446 544	10	T				DGQ		SEAL, Accumulator
		10	J				DGQ		
10	4471 880	5	T				DGQ		SPRING, Accumulator
		5	J				DGQ		
11	4446 620	5	T				DGQ		PISTON, 2nd and 4th Accumulator
		5	J				DGQ		
12	4567 575	4	T				DGQ		SPRING, Accumulator
		4	J				DGQ		
-13									BALL, Check



**JEEP GRAND CHEROKEE (WJ)**

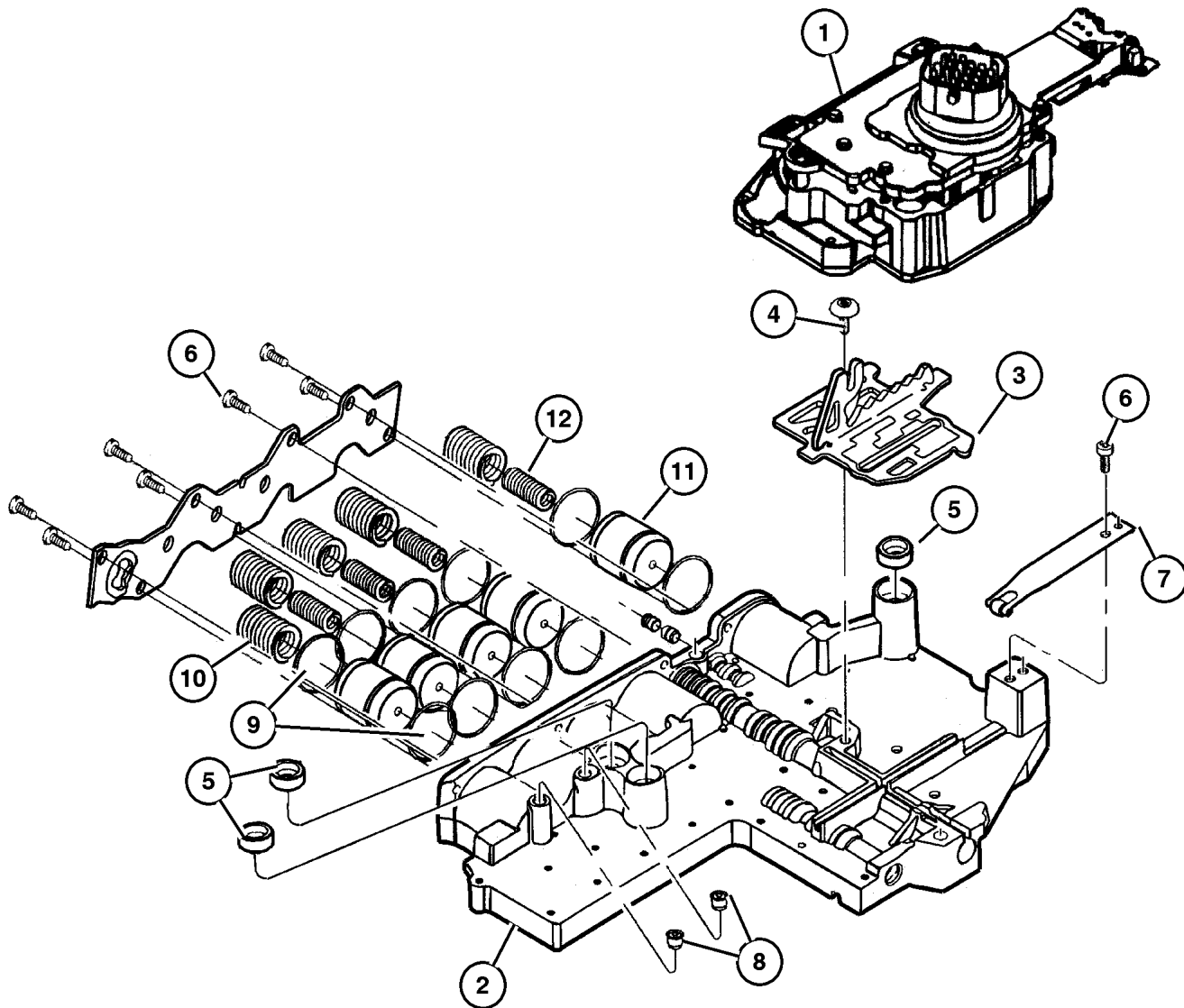
SERIES	LINE	BODY	ENGINE	TRANSMISSION
H = Laredo	J = 4WD	74 = 4 Door	ERH = 4.0L, Power Tech I-6	DGK = 4 Speed Auto, 42RE
M = Sport	T = 2WD		EVA = 4.7L Power Tech V8	DGQ = 5 Speed Auto, 45RFE
P = Limited			EVC = 4.7L HO V8 MPI	DG0 = All Automatic Trans
S = Overland			ER0 = All 4.0L 6 Cyl Gas	
			EVO = All 4.7L Gas	

AR = Use as required - = Non illustrated part # = New this model year

October 1, 2003

Valve Body [DGQ]  
Figure 45RFE-710

ITEM	PART NUMBER	QTY	LINE	SERIES	BODY	ENGINE	TRANS	TRIM	DESCRIPTION
	4446 602	7	T				DGQ		
		7	J				DGQ		

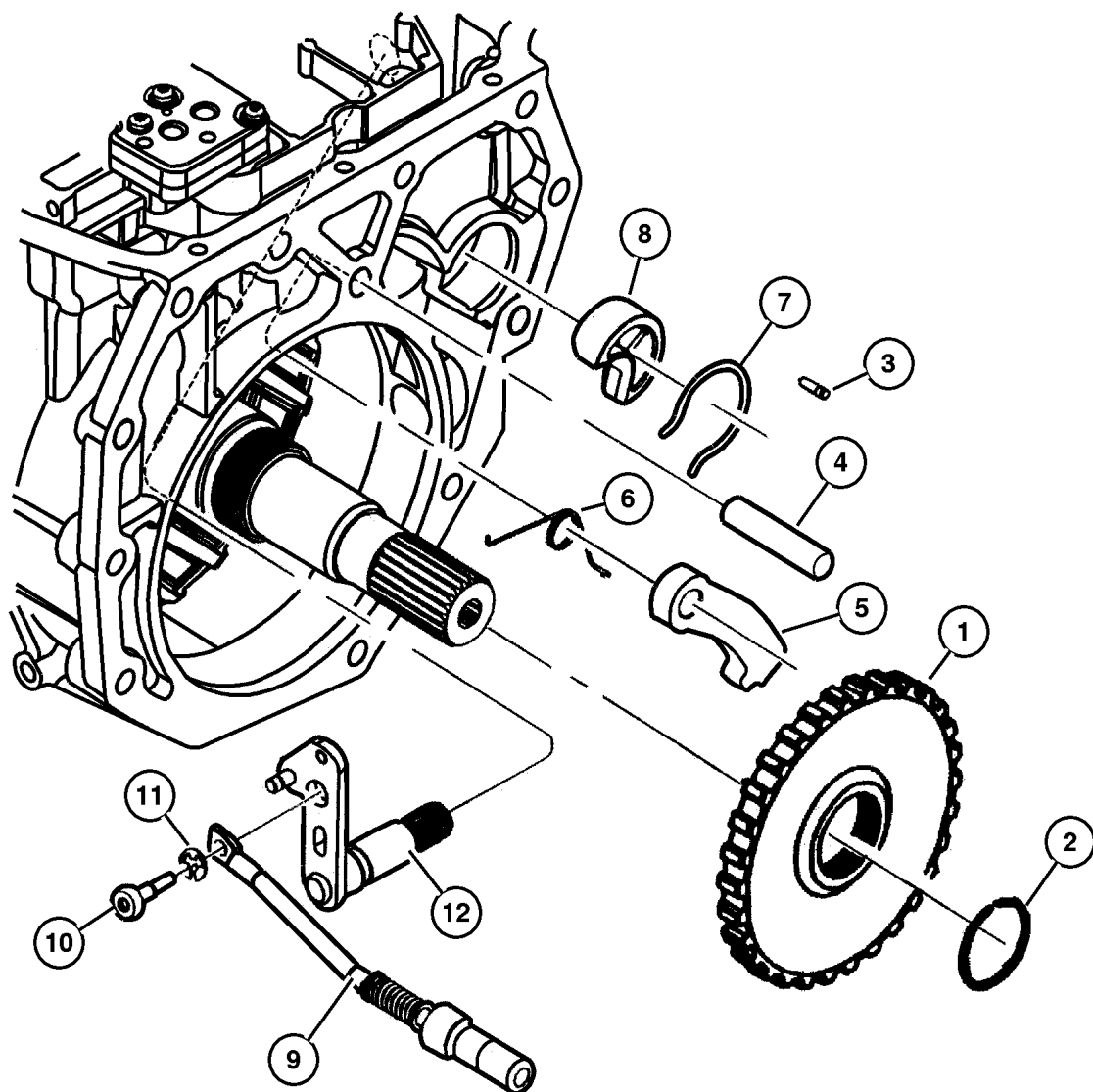


<b>JEEP GRAND CHEROKEE (WJ)</b>				
SERIES	LINE	BODY	ENGINE	TRANSMISSION
H = Laredo	J = 4WD	74 = 4 Door	ERH = 4.0L, Power Tech I-6	DGK = 4 Speed Auto, 42RE
M = Sport	T = 2WD		EVA = 4.7L Power Tech V8	DGQ = 5 Speed Auto, 45RFE
P = Limited			EVC = 4.7L HO V8 MPI	DG0 = All Automatic Trans
S = Overland			ER0 = All 4.0L 6 Cyl Gas	
			EVO = All 4.7l Gas	

AR = Use as required - = Non illustrated part # = New this model year

October 1, 2003

**Parking Sprag [DGQ]  
Figure 45RFE-720**



ITEM	PART NUMBER	QTY	LINE	SERIES	BODY	ENGINE	TRANS	TRIM	DESCRIPTION
NOTE; Parking Sprag Not Serviced. Only Serviced With Complete Transmission									
Sales Codes									
[DGQ] = 5 Speed Automatic Transmission [45RFE]									
1									SPRAG, Transmission Parking
	#4799 493AB	1	T				DGQ		
		1	J				DGQ		
2									SNAP RING, Transmission
	4799 704	1	T				DGQ		
		1	J				DGQ		
3									PIN
	0456 636	1	T				DGQ		
		1	J				DGQ		
4									SHAFT, Parking Pawl
	4799 450	1	T				DGQ		
		1	J				DGQ		
5									PAWL, Parking Sprag
	#4799 744AD	1	T				DGQ		
		1	J				DGQ		
6									SPRING, Torsion
	4799 451	1	T				DGQ		
		1	J				DGQ		
7									SNAP RING
	4799 313	1	T				DGQ		
		1	J				DGQ		
8									GUIDE, Parking Sprag Pawl
	4799 774	1	T				DGQ		
		1	J				DGQ		
9									ROD, Parking Sprag
	#4799 611AB	1	T				DGQ		
		1	J				DGQ		
10									SCREW, M6x1x30
	6504 548	1	T				DGQ		
		1	J				DGQ		
11									SNAP RING, Rod
	6035 256	1	T				DGQ		
		1	J				DGQ		
12									LEVER, Shift Shaft
	4799 453	1	T				DGQ		
		1	J				DGQ		

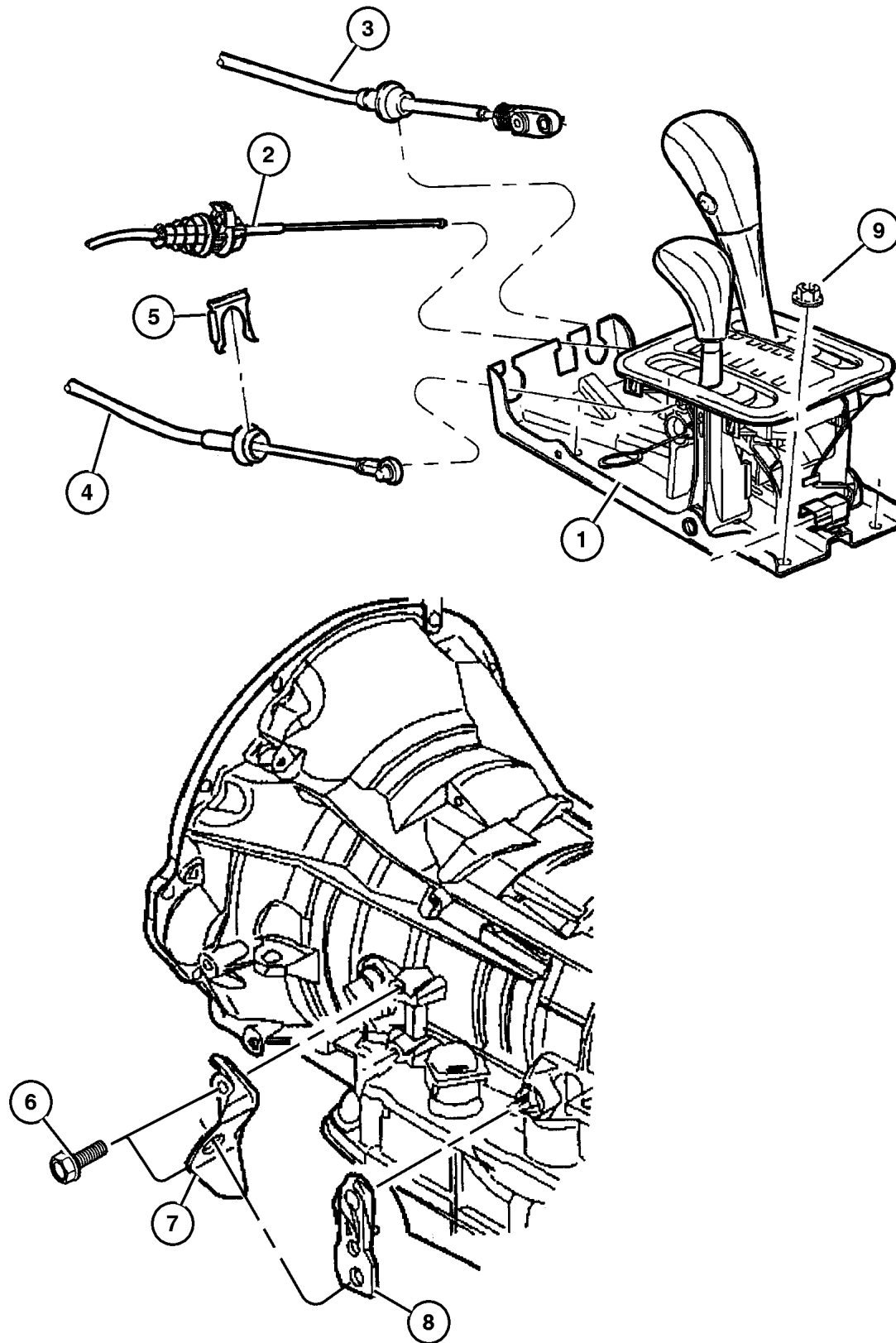
**JEEP GRAND CHEROKEE (WJ)**

SERIES	LINE	BODY	ENGINE	TRANSMISSION
H = Laredo	J = 4WD	74 = 4 Door	ERH = 4.0L, Power Tech I-6	DGK = 4 Speed Auto, 42RE
M = Sport	T = 2WD		EVA = 4.7L Power Tech V8	DGQ = 5 Speed Auto, 45RFE
P = Limited			EVC = 4.7L HO V8 MPI	DG0 = All Automatic Trans
S = Overland			ER0 = All 4.0L 6 Cyl Gas	
			EVO = All 4.7L Gas	

AR = Use as required - = Non illustrated part # = New this model year

October 1, 2003

## Gearshift Controls [DGQ] Figure 45RFE-1210



ITEM	PART NUMBER	QTY	LINE	SERIES	BODY	ENGINE	TRANS	TRIM	DESCRIPTION
NOTES: Sales Codes									
[DGK] = 42RE 4 Speed Automatic Transmissions									
[DGQ] = 45RFE 5 Speed Automatic Transmissions									
[ER0] = All 4.0L Gas Engines									
[EV0] = All 4.7L Gas Engines									
[EVA] = Next Generation 4.7L Power Tech.									
[EVC] = 4..7L Power Tech Ho									
1									HOUSING AND LEVER, Shifter
	52109 670AB	1	T			ER0, EVA, EVC	DGK, DGQ		
	52109 672AB	1	J			ER0, EV0	DGK, DGQ		[With DHF] Without [DSB]
	52109 673AC	1	J	E, H, L, M, P, S		ER0, EV0	DGK, DGQ		With [DHF] And [DSB]
	52109 671AB	1	J			ER0, EV0	DGK, DGQ		With [DHP]
	52109 672AB	1	J	H, M, P		ER0, EV0	DGK, DGQ		With [DGQ] Without [DSB]
	52109 673AC	1	J	H, M, P		ER0, EV0	DGK, DGQ		With [DHQ] And [DSB]
2	52109 606AA	1					DG0		CABLE, Park Interlock
3	#52104 060AE	1					DG0		CABLE, Gearshift Control
4	52104 218AB	1	J				DG0		CABLE, Gearshift Control
5	4269 830	2	J						CLIP, Cable
6	6101 758	2					DGQ		SCREW, Hex Head, M8x1.25x20
7	52104 371AC	1					DGQ		BRACKET, Shift Cable
8	#52109 706AB	1					DGQ		LEVER, Manual Control
9	6505 245AA	4							NUT, M8x1.25

### JEEP GRAND CHEROKEE (WJ)

SERIES	LINE	BODY	ENGINE	TRANSMISSION
H = Laredo	J = 4WD	74 = 4 Door	ERH = 4.0L, Power Tech I-6	DGK = 4 Speed Auto, 42RE
M = Sport	T = 2WD		EVA = 4.7L Power Tech V8	DGQ = 5 Speed Auto, 45RFE
P = Limited			EVC = 4.7L HO V8 MPI	DG0 = All Automatic Trans
S = Overland			ER0 = All 4.0L 6 Cyl Gas	
			EV0 = All 4.7L Gas	

AR = Use as required - = Non illustrated part # = New this model year

October 1, 2003

**Low Reverse Clutch [DGQ]  
Figure 45RFE-1310**

**LR CLUTCH PACKAGE 05013091aa**

1

	D-ring, external (L/R piston outer)
	D-ring, internal (L/R piston inner)
(6)	Plate, clutch separator (1.74mm thk)
(6)	Disc assy, clutch (L/R)
	Snap ring, flat (1.5/1.6 thk)
	Snap ring, flat (2.03/2.13 thk)
	Snap ring, flat (2.54/2.68 thk)
(2)	Retainer, c-clip

ITEM	PART NUMBER	QTY	LINE	SERIES	BODY	ENGINE	TRANS	TRIM	DESCRIPTION
------	-------------	-----	------	--------	------	--------	-------	------	-------------

NOTE:

Sales Codes:

[DGQ]=5 Speed Automatic Transmission

1

CLUTCH PACKAGE, Automatic  
Transmission, Low/Reverse

	5073 003AA	1	T				DGQ		
		1	J				DGQ		

**JEEP GRAND CHEROKEE (WJ)**

SERIES	LINE	BODY	ENGINE	TRANSMISSION
H = Laredo	J = 4WD	74 = 4 Door	ERH = 4.0L, Power Tech I-6	DGK = 4 Speed Auto, 42RE
M = Sport	T = 2WD		EVA = 4.7L Power Tech V8	DGQ = 5 Speed Auto, 45RFE
P = Limited			EVC = 4.7L HO V8 MPI	DG0 = All Automatic Trans
S = Overland			ER0 = All 4.0L 6 Cyl Gas	
			EVO = All 4.7l Gas	

AR = Use as required - = Non illustrated part # = New this model year

October 1, 2003



**Input Clutch Plate [DGQ]  
Figure 45RFE-1320**

**SELECTIVE THRUST PLATES      05013093aa**  
**INPUT CLUTCH THRUST PLATE PKG**

	Thrust plate, input clutc 1.52 / 1.61
	Thrust plate, input clutc 1.66 / 1.75
	Thrust plate, input clutc 1.80 / 1.89
	Thrust plate, input clutc 1.94 / 2.03
	Thrust plate, input clutc 2.08 / 2.17
	Thrust plate, input clutc 2.22 / 2.31
	Thrust plate, input clutc 2.36 / 2.45
	Thrust plate, input clutc 2.50 / 2.59
	Thrust plate, input clutc 2.64 / 2.73
	Thrust plate, input clutc 2.78 / 2.87
	Thrust plate, input clutc 2.92 / 3.01
	Thrust plate, input clutc 3.06 / 3.15
	Thrust plate, input clutc 3.20 / 3.29
	Thrust plate, input clutc 3.34 / 3.43
	Thrust plate, input clutc 3.62 / 3.71

1

ITEM	PART NUMBER	QTY	LINE	SERIES	BODY	ENGINE	TRANS	TRIM	DESCRIPTION
------	-------------	-----	------	--------	------	--------	-------	------	-------------

NOTE; Sales Codes

[DGQ] = 5 Speed Automatic Transmission [45RFE]

									PLATE PACKAGE, Input Clutch Thrust
	5013 093AA	1	J				DGQ		
		1	T				DGQ		

**JEEP GRAND CHEROKEE (WJ)**

<b>SERIES</b>	<b>LINE</b>	<b>BODY</b>	<b>ENGINE</b>	<b>TRANSMISSION</b>
H = Laredo	J = 4WD	74 = 4 Door	ERH = 4.0L, Power Tech I-6	DGK = 4 Speed Auto, 42RE
M = Sport	T = 2WD		EVA = 4.7L Power Tech V8	DGQ = 5 Speed Auto, 45RFE
P = Limited			EVC = 4.7L HO V8 MPI	DG0 = All Automatic Trans
S = Overland			ER0 = All 4.0L 6 Cyl Gas	
			EVO = All 4.7l Gas	

AR = Use as required   - = Non illustrated part   # = New this model year

October 1, 2003

**Overhaul Package [DGQ]  
Figure 45RFE-1330**

**O/H seal/gasket package**

**05014221ac**

1

	2&4 clutch package	
	Input clutch package	
	L/R clutch package	
	Sump filter & seal package	
	Cooler filter	
	fill tube sea	
	Frt pmp cover o-ring/seal assy	
	Rotating shaft seal,pmp hsg	
	Adapter seal, 4x4	
	Extension seal,4x2	
	Manual lever seal	
(2)	Speed sensor seal	
	Reaction supt ring seal	
	Rev O/D clutch filter	
(10)	Accumulator ring seal	
(3)	Valve body seal	
	Check valve o-ring	
	Solenoid insulator seal	
	T/C seal	

ITEM	PART NUMBER	QTY	LINE	SERIES	BODY	ENGINE	TRANS	TRIM	DESCRIPTION
------	-------------	-----	------	--------	------	--------	-------	------	-------------

NOTE; Sales Codes

[DGQ] = 5 Speed Automatic Transmission [45RFE]

1									OVERHAUL PACKAGE, Transmission
	#5014 221AJ	1	J				DGQ		
		1	T				DGQ		

**JEEP GRAND CHEROKEE (WJ)**

SERIES	LINE	BODY	ENGINE	TRANSMISSION
H = Laredo	J = 4WD	74 = 4 Door	ERH = 4.0L, Power Tech I-6	DGK = 4 Speed Auto, 42RE
M = Sport	T = 2WD		EVA = 4.7L Power Tech V8	DGQ = 5 Speed Auto, 45RFE
P = Limited			EVC = 4.7L HO V8 MPI	DG0 = All Automatic Trans
S = Overland			ER0 = All 4.0L 6 Cyl Gas	
			EVO = All 4.7l Gas	

AR = Use as required - = Non illustrated part # = New this model year

October 1, 2003

Input Clutch [DGQ]  
Figure 45RFE-1340

**INPUT CLUTCH PACKAGE**

**05013090aa**

1

	O-ring, large (2.62mm x 79.84 ID,gm)
	O-ring, small (2.62mm x 70.56 ID,red)
(2)	Seal, internal lip
(2)	Ring seal, l-shaft
	O-ring, piston inner (2.62mm x 93.54 ID)
(5)	Plate, clutch separator (1.74mm thk)
(4)	Disc assy, clutch (u/d clutch)
(4)	Disc assy, clutch (o/d clutch)
(3)	PLate, clutch separator (2.21mm thk, O/D)
(2)	Disc assy, clutch (rev clutch)
	Snap ring,tapered, internal butterfly end
	Snap ring, flat (1.5/1.6 thk)
	Snap ring, flat (1.80/1.90 thk)
	Snap ring, flat (2.15/2.25 thk)
	Piston & seal, underdrive
	Piston & seal, underdrive balance

ITEM	PART NUMBER	QTY	LINE	SERIES	BODY	ENGINE	TRANS	TRIM	DESCRIPTION
------	-------------	-----	------	--------	------	--------	-------	------	-------------

NOTE; Sales Codes

[DGQ] = 5 Speed Automatic Transmission [45RFE]

1									CLUTCH PACKAGE, Automatic Transmission, Input
	5013 090AC	1	T				DGQ		
		1	J				DGQ		

**JEEP GRAND CHEROKEE (WJ)**

SERIES	LINE	BODY	ENGINE	TRANSMISSION
H = Laredo	J = 4WD	74 = 4 Door	ERH = 4.0L, Power Tech I-6	DGK = 4 Speed Auto, 42RE
M = Sport	T = 2WD		EVA = 4.7L Power Tech V8	DGQ = 5 Speed Auto, 45RFE
P = Limited			EVC = 4.7L HO V8 MPI	DG0 = All Automatic Trans
S = Overland			ER0 = All 4.0L 6 Cyl Gas	
			EVO = All 4.7l Gas	

AR = Use as required - = Non illustrated part # = New this model year

October 1, 2003

**Planetary Plate [DGQ]  
Figure 45RFE-1350**

**SELECTIVE THRUST PLATES  
PLANETARY THRUST PLATE PKG 05013092aa**

	Thrust plate, planetary	1.62 / 1.75
	Thrust plate, planetary	1.81 / 1.94
	Thrust plate, planetary	1.96 / 2.09
	Thrust plate, planetary	2.11 / 2.24
	Thrust plate, planetary	2.26 / 2.39
	Thrust plate, planetary	2.41 / 2.54
	Thrust plate, planetary	2.56 / 2.69
	Thrust plate, planetary	2.71 / 2.84
	Thrust plate, planetary	2.86 / 2.99
	Thrust plate, planetary	3.01 / 3.14
	Thrust plate, planetary	3.16 / 3.29
	Thrust plate, planetary	3.31 / 3.44
	Thrust plate, planetary	3.46 / 3.59
	Thrust plate, planetary	3.61 / 3.74
	Thrust plate, planetary	3.76 / 3.89
	Thrust plate, planetary	3.91 / 4.04
	Thrust plate, planetary	4.06 / 4.19
	Thrust plate, planetary	4.21 / 4.34
	Thrust plate, planetary	4.36 / 4.49

①

ITEM	PART NUMBER	QTY	LINE	SERIES	BODY	ENGINE	TRANS	TRIM	DESCRIPTION
NOTE; Sales Codes									
[DGQ] = 5 Speed Automatic Transmission [45RFE]									
1	5013 092AA	1	J				DGQ		PLATE PACKAGE, Planetary Thrust
		1	T				DGQ		
-2	4799 830AB	AR	T				DGQ		PLATE, Clutch Hub Thrust
	4799 834AB	AR	J				DGQ		[1.94/2.03]
	4799 835AB	AR	T				DGQ		[2.50/2.59]
		AR	J				DGQ		[2.64/2.73]
	4799 836AB	AR	T				DGQ		[2.64/2.73]
		AR	J				DGQ		[2.78/2.87]
	4799 837AB	AR	T				DGQ		[2.78/2.87]
		AR	J				DGQ		[2.92/3.01]
	4799 830AB	AR	J				DGQ		[2.92/3.01]
	4799 831AB	AR	T				DGQ		[1.94/2.03]
		AR	J				DGQ		[2.08/2.17]
	4799 832AB	AR	T				DGQ		[2.08/2.17]
		AR	J				DGQ		[2.22/2.31]
	4799 833AB	AR	T				DGQ		[2.22/2.31]
		AR	J				DGQ		[2.36/2.45]
	4799 834AB	AR	T				DGQ		[2.36/2.45]
-3	4799 810AC	AR	T				DGQ		PLATE, Planetary
	4799 814AC	AR	J				DGQ		[2.50/2.59]
	4799 816AC	AR	T				DGQ		[2.26/2.39]
		AR	J				DGQ		[2.86/2.99]
	4799 817AC	AR	T				DGQ		[3.16/3.29]
		AR	J				DGQ		[3.16/3.29]
	4799 818AC	AR	T				DGQ		[3.31/3.44]
		AR	J				DGQ		[3.31/3.44]
	4799 819AC	AR	T				DGQ		[3.46/3.59]
		AR	J				DGQ		[3.46/3.59]
	4799 843AC	AR	T				DGQ		[3.61/3.74]
	4799 810AC	AR	J				DGQ		[3.61/3.74]
	4799 843AC	AR	J				DGQ		[3.01/3.14]
	4799 811AC	AR	T				DGQ		[2.41/2.54]
		AR	J				DGQ		[2.41/2.54]
	4799 812AC	AR	T				DGQ		[2.56/2.69]
		AR	J				DGQ		[2.56/2.69]
	4799 813AC	AR	T				DGQ		[2.71/2.84]

**JEEP GRAND CHEROKEE (WJ)**

SERIES	LINE	BODY	ENGINE	TRANSMISSION
H = Laredo	J = 4WD	74 = 4 Door	ERH = 4.0L, Power Tech I-6	DGK = 4 Speed Auto, 42RE
M = Sport	T = 2WD		EVA = 4.7L Power Tech V8	DGQ = 5 Speed Auto, 45RFE
P = Limited			EVC = 4.7L HO V8 MPI	DG0 = All Automatic Trans
S = Overland			ER0 = All 4.0L 6 Cyl Gas	
			EVO = All 4.7L Gas	

AR = Use as required - = Non illustrated part # = New this model year

October 1, 2003

Planetary Plate [DGQ]  
Figure 45RFE-1350

ITEM	PART NUMBER	QTY	LINE	SERIES	BODY	ENGINE	TRANS	TRIM	DESCRIPTION
							DGQ		[2.71/2.84]
	4799 814AC	AR	T				DGQ		[2.86/2.99]

**SELECTIVE THRUST PLATES**

**PLANETARY THRUST PLATE PKG 05013092aa**

Thrust plate, planetary	1.62 / 1.75
Thrust plate, planetary	1.81 / 1.94
Thrust plate, planetary	1.96 / 2.09
Thrust plate, planetary	2.11 / 2.24
Thrust plate, planetary	2.26 / 2.39
Thrust plate, planetary	2.41 / 2.54
Thrust plate, planetary	2.56 / 2.69
Thrust plate, planetary	2.71 / 2.84
Thrust plate, planetary	2.86 / 2.99
Thrust plate, planetary	3.01 / 3.14
Thrust plate, planetary	3.16 / 3.29
Thrust plate, planetary	3.31 / 3.44
Thrust plate, planetary	3.46 / 3.59
Thrust plate, planetary	3.61 / 3.74
Thrust plate, planetary	3.76 / 3.89
Thrust plate, planetary	3.91 / 4.04
Thrust plate, planetary	4.06 / 4.19
Thrust plate, planetary	4.21 / 4.34
Thrust plate, planetary	4.36 / 4.49

①

**JEEP GRAND CHEROKEE (WJ)**

SERIES	LINE	BODY	ENGINE	TRANSMISSION
H = Laredo	J = 4WD	74 = 4 Door	ERH = 4.0L, Power Tech I-6	DGK = 4 Speed Auto, 42RE
M = Sport	T = 2WD		EVA = 4.7L Power Tech V8	DGQ = 5 Speed Auto, 45RFE
P = Limited			EVC = 4.7L HO V8 MPI	DG0 = All Automatic Trans
S = Overland			ER0 = All 4.0L 6 Cyl Gas	
			EVO = All 4.7l Gas	

AR = Use as required - = Non illustrated part # = New this model year

October 1, 2003

2&4 Clutch [DGQ]  
Figure 45RFE-1360

**2&4 CLUTCH PACKAGE 05013087aa**

1

(2)	Disc assy, clutch (2nd clutch)
(2)	Plate, clutch separator
	D-ring, external (2nd outer)
	D-ring, internal (2nd inner)
	D-ring, internal (4th outer)
	D-ring, internal (4th inner)
(3)	Plate, clutch separator (4th clutch)
(3)	Disc assy, clutch (4th clutch)
	Snap ring (4th, 1.74/1.84 thk)
	Snap ring (4th, 2.15/2.25 thk)
	Snap ring (4th, 2.56/2.66 thk)

ITEM	PART NUMBER	QTY	LINE	SERIES	BODY	ENGINE	TRANS	TRIM	DESCRIPTION
------	-------------	-----	------	--------	------	--------	-------	------	-------------

NOTE; Sales Codes

[DGQ] = 5 Speed Automatic Transmission [45RFE]

1									CLUTCH PACKAGE, Automatic Transmission, 2/4
	#5013 087AC	1	J				DGQ		
		1	T				DGQ		

JEEP GRAND CHEROKEE (WJ)

SERIES	LINE	BODY	ENGINE	TRANSMISSION
H = Laredo	J = 4WD	74 = 4 Door	ERH = 4.0L, Power Tech I-6	DGK = 4 Speed Auto, 42RE
M = Sport	T = 2WD		EVA = 4.7L Power Tech V8	DGQ = 5 Speed Auto, 45RFE
P = Limited			EVC = 4.7L HO V8 MPI	DG0 = All Automatic Trans
S = Overland			ER0 = All 4.0L 6 Cyl Gas	
			EVO = All 4.7l Gas	

AR = Use as required - = Non illustrated part # = New this model year

October 1, 2003

# Group – 242

## Transfer Case Model 242

### GROUP 242 - Transfer Case Model 242

Illustration Title

Group-Fig. No.

#### Transfer Case Assembly

Transfer Case Select Trac [DHP] ..... Fig. 242-110

#### Case and Related Parts

Case and Related Parts Select Trac [DHP] ..... Fig. 242-210

#### Gear Train

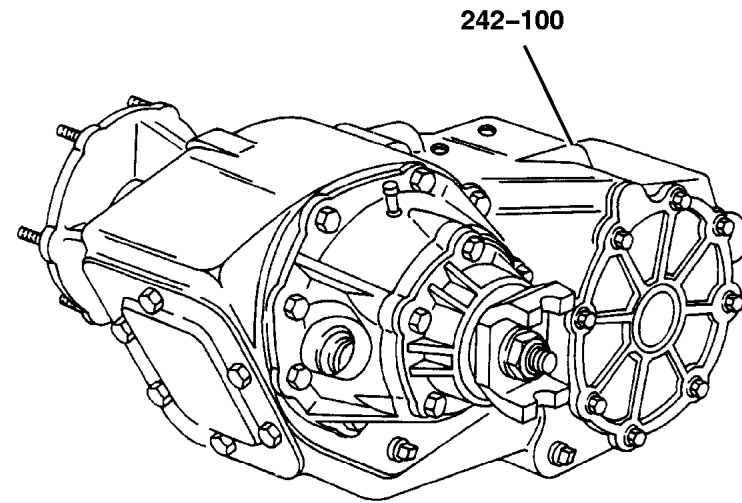
Gear Train Select Trac [DHP] ..... Fig. 242-410

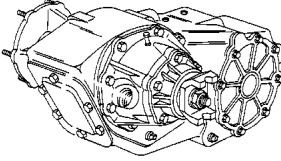
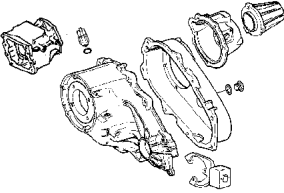
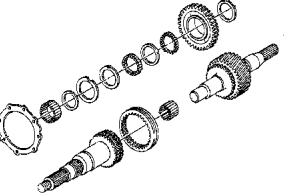
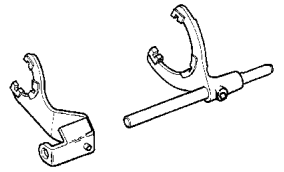

#### Fork and Rails

Fork and Rails Select Trac [DHP] ..... Fig. 242-910

#### Gearshift Controls

Gearshift Controls Select Trac [DHP] ..... Fig. 242-1210



<p><b>242-100</b> Transfer Case Assembly</p> 	<p><b>242-200</b> Case and Related Parts</p> 	<p><b>242-400</b> Gear Train</p> 	<p><b>242-900</b> Fork and Rails</p> 
<p><b>242-1200</b> Gearshift Controls</p> 			

**Transfer Case Select Trac [DHP]  
Figure 242-110**

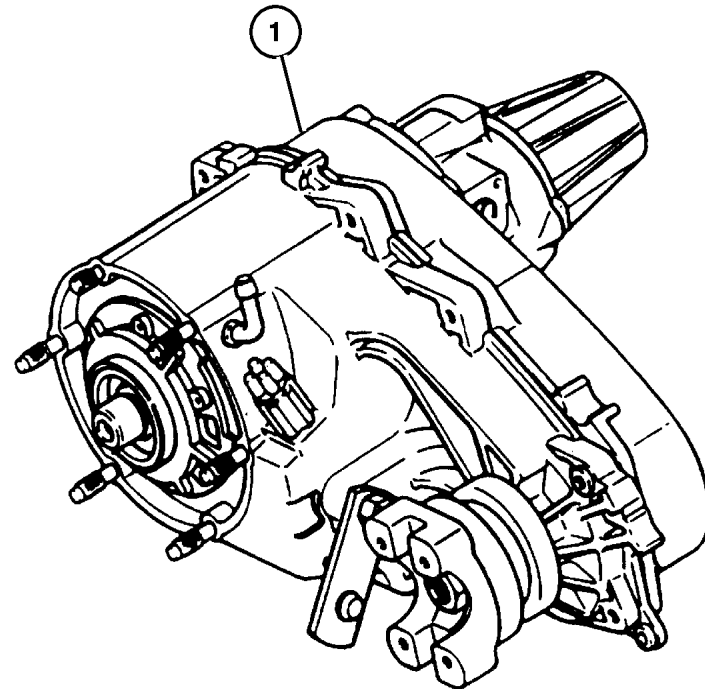
ITEM	PART NUMBER	QTY	LINE	SERIES	BODY	ENGINE	TRANS	TRIM	DESCRIPTION
------	-------------	-----	------	--------	------	--------	-------	------	-------------

NOTES: Sales Codes

[ER0] = All 4.0L 6 Cylinder Gas Engines

[EV0] = All 4.7L Gas Engines

1									TRANSFER CASE, NP242
	52099 361AD	1	J			ER0			
	52099 362AE	1	J			EV0			



**JEEP GRAND CHEROKEE (WJ)**

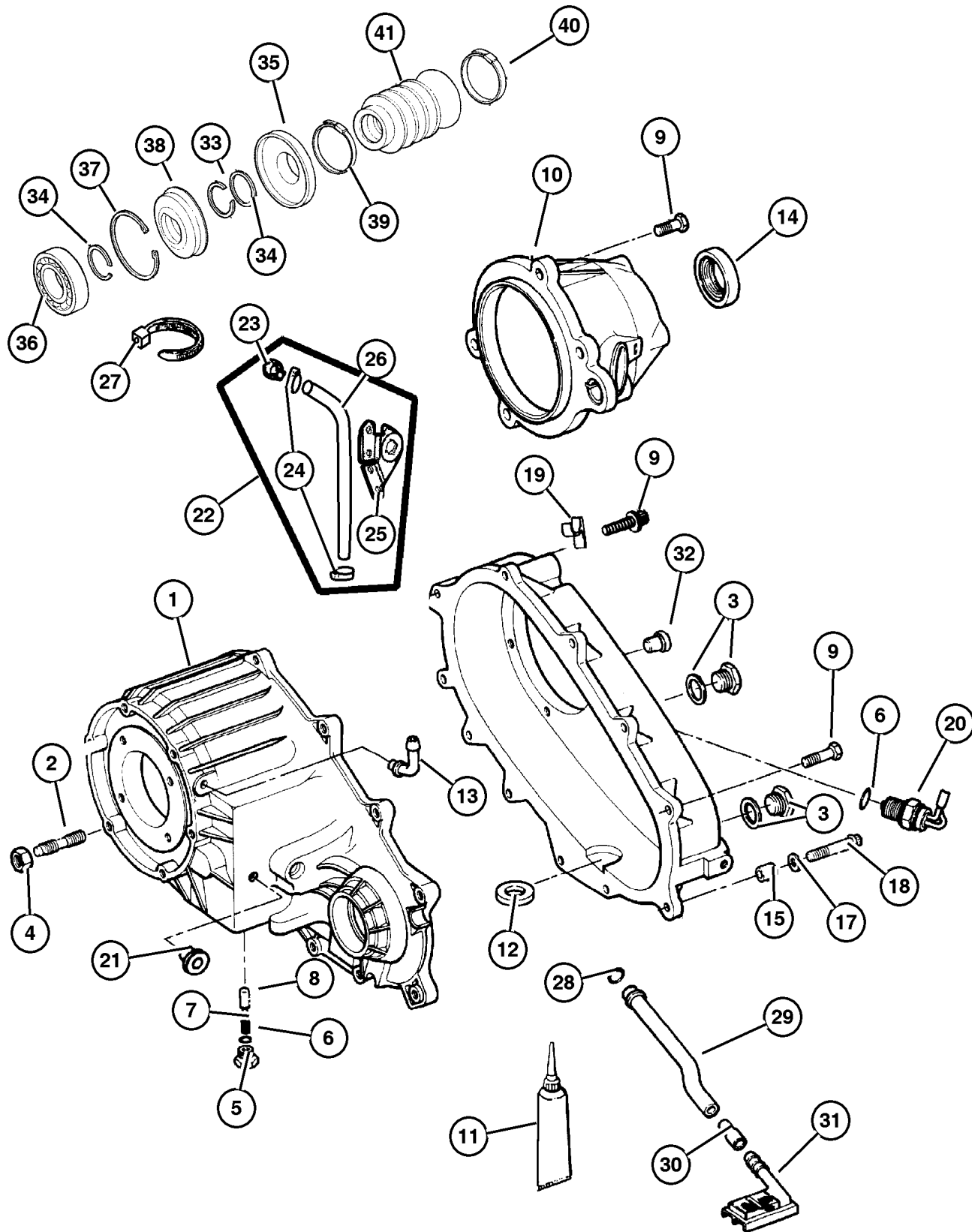
SERIES	LINE	BODY	ENGINE	TRANSMISSION
H = Laredo	J = 4WD	74 = 4 Door	ERH = 4.0L, Power Tech I-6	DGK = 4 Speed Auto, 42RE
M = Sport	T = 2WD		EVA = 4.7L Power Tech V8	DGQ = 5 Speed Auto, 45RFE
P = Limited			EVC = 4.7L HO V8 MPI	DG0 = All Automatic Trans
S = Overland			ER0 = All 4.0L 6 Cyl Gas	
			EV0 = All 4.7L Gas	

AR = Use as required - = Non illustrated part # = New this model year

October 1, 2003



**Case and Related Parts Select Trac [DHP]  
Figure 242-210**



ITEM	PART NUMBER	QTY	LINE	SERIES	BODY	ENGINE	TRANS	TRIM	DESCRIPTION
------	-------------	-----	------	--------	------	--------	-------	------	-------------

NOTES: Sales Codes

[ER0] = All 4.0L 6 Cylinder Gas Engines

[EV0] = All 4.7L Gas Engines

1	5014 045AA	1	J			EV0			CASE, Transfer Front
		1	J			ER0			
2	4505 365	6	J			ER0			STUD
	5012 310AA	6	J			EV0			
3	4856 641	1	J			EV0			PLUG, Oil Fill
		1	J			ER0			
4	6033 172	6	J						NUT AND WASHER, Hex, .375-24
5	4886 473AA	1	J			EV0			SCREW
		1	J			ER0			
6	4338 956	1	J			EV0			SEAL, Vacuum Switch
		1	J			ER0			
7	5003 445AA	1	J			EV0			SPRING, Poppet Plunger
		1	J			ER0			
8	5003 444AA	1	J			EV0			PLUNGER
		1	J			ER0			
9	4210 617	8	J			EV0			BOLT, Transfer Case
		4	J			EV0			
		6	J			ER0			
		4	J			ER0			
10	5003 456AA	1	J			EV0			RETAINER, Transfer Case Rear
	5012 347AA	1	J			ER0			
11	5010 884AA	1	J			ER0			SEALANT, RTV
		1	J			EV0			
12	3681 601	1	J			EV0			MAGNET, Transmission
		1	J			ER0			
13	4796 910	1	J			EV0			VENT, Transfer Case

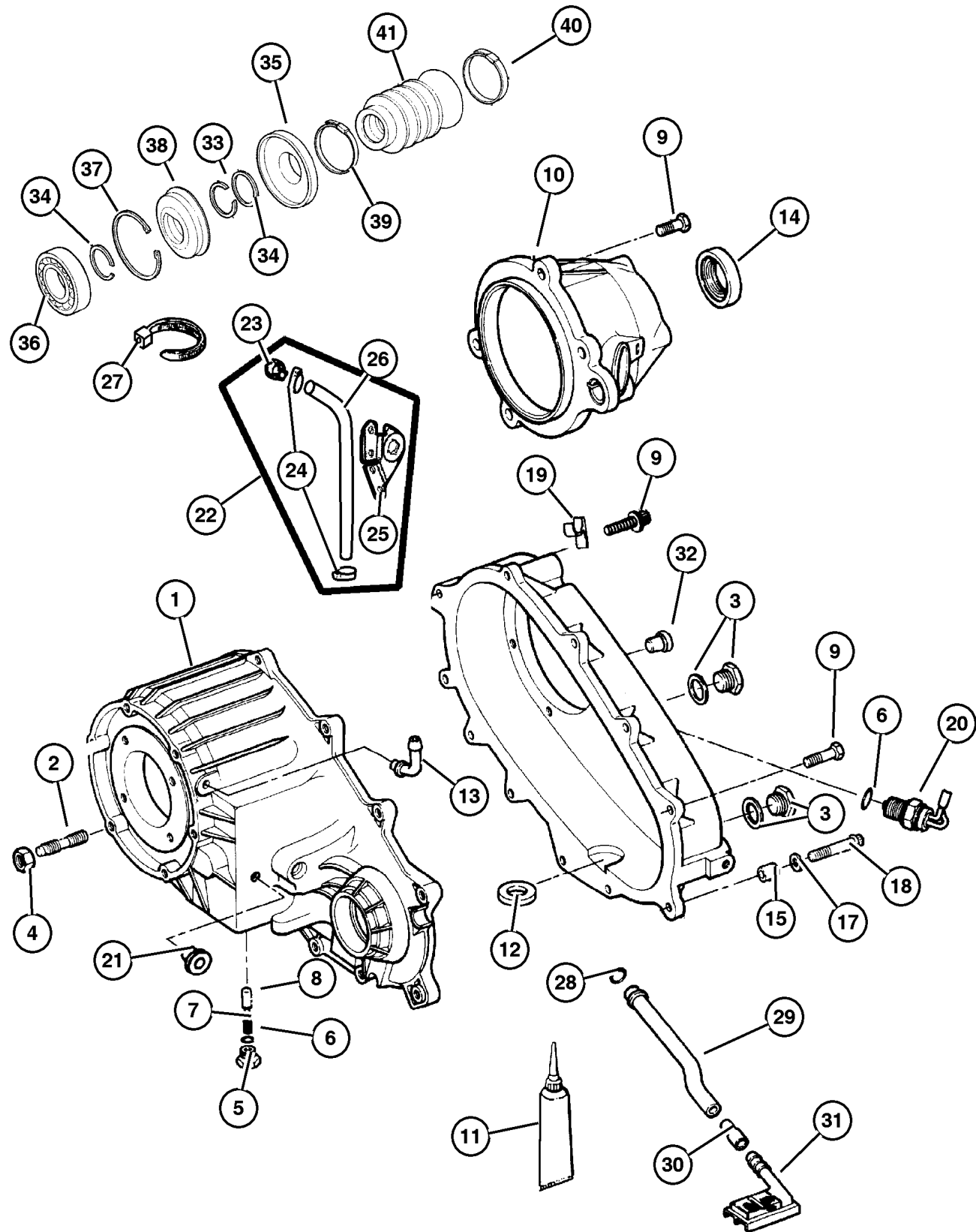
**JEEP GRAND CHEROKEE (WJ)**

SERIES	LINE	BODY	ENGINE	TRANSMISSION
H = Laredo	J = 4WD	74 = 4 Door	ERH = 4.0L, Power Tech I-6	DGK = 4 Speed Auto, 42RE
M = Sport	T = 2WD		EVA = 4.7L Power Tech V8	DGQ = 5 Speed Auto, 45RFE
P = Limited			EVC = 4.7L HO V8 MPI	DG0 = All Automatic Trans
S = Overland			ER0 = All 4.0L 6 Cyl Gas	
			EV0 = All 4.7L Gas	

AR = Use as required - = Non illustrated part # = New this model year

October 1, 2003

Case and Related Parts Select Trac [DHP]  
Figure 242-210



ITEM	PART NUMBER	QTY	LINE	SERIES	BODY	ENGINE	TRANS	TRIM	DESCRIPTION
		1	J			ER0			
14	4798 117	1	J			ER0			SEAL, Output Shaft
15	4116 310	2	J			EVO			DOWEL, Transfer Case
		2	J			ER0			
-16	4638 953	1	J			EVO			DOWEL
		1	J			ER0			
17	4210 983	2	J			EVO			WASHER, Flat
		2	J			ER0			
18	4210 614	2	J			EVO			BOLT, Hex Flange Head
		2	J			ER0			
19	5072 435AA	1	J			ER0			CLIP, (NOT REQUIRED)
20	0015 105	1	J			EVO			SWITCH KIT, Transfer Case, 5 Position
		1	J			ER0			
21	52099 366AB	1	J			EVO			PLUG
		1	J			ER0			
22	J535 2955	1	J			EVO			VENT, Transfer Case
23	6502 081	2	J			EVO			VENT, Axle
24	J400 5701	1	J			EVO			CLAMP, Oil Cooler Line
25	HFV0 0516	1	J			EVO			CLIP
26	J369 3058	1	J			EVO			HOSE, Fuel And Vapor, 25 Foot Roll 5/16"
27	4338 942	1	J			EVO			STRAP, Retaining
28	4338 944	1	J			ER0			SEAL, Oil
		1	J			ER0			
29	5003 455AA	1	J			EVO			TUBE, Oil Pickup
		1	J			ER0			
30	8350 3523	1	J			EVO			CONNECTOR, Oil Tube Pickup
		1	J			EVO			
31	4338 943	1	J			ER0			FILTER, Transfer Case Oil
		1	J			EVO			
		1	J			ER0			

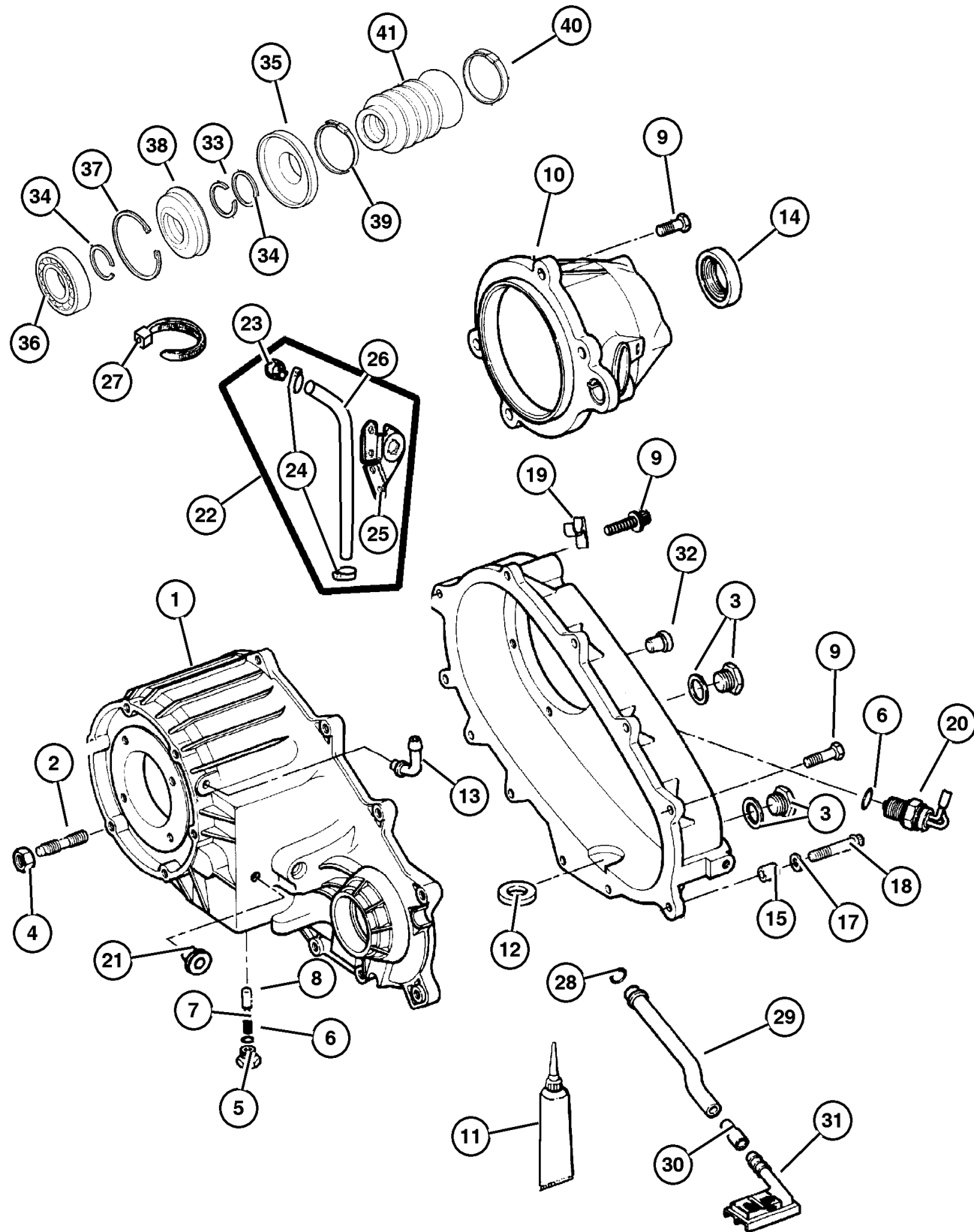
JEEP GRAND CHEROKEE (WJ)

SERIES	LINE	BODY	ENGINE	TRANSMISSION
H = Laredo	J = 4WD	74 = 4 Door	ERH = 4.0L, Power Tech I-6	DGK = 4 Speed Auto, 42RE
M = Sport	T = 2WD		EVA = 4.7L Power Tech V8	DGQ = 5 Speed Auto, 45RFE
P = Limited			EVC = 4.7L HO V8 MPI	DG0 = All Automatic Trans
S = Overland			ER0 = All 4.0L 6 Cyl Gas	
			EVO = All 4.7L Gas	

AR = Use as required - = Non illustrated part # = New this model year

October 1, 2003

Case and Related Parts Select Trac [DHP]  
Figure 242-210



ITEM	PART NUMBER	QTY	LINE	SERIES	BODY	ENGINE	TRANS	TRIM	DESCRIPTION
32									BOLT, Twelve Point Head, M10x1.5x48
	J813 0979	1	J			EVO			
		1	J			ERO			
33									SNAP RING, (NOT REQUIRED)
34									WASHER, (NOT REQUIRED)
35	5016 615AA	1	J			ERO			SLINGER, Oil
36	4338 892	1	J			ERO			BEARING
37	4798 116	1	J			ERO			SNAP RING
38	5019 026AA	1	J			EVO			SEAL, Output Shaft
39	4798 121	1	J			ERO			CLAMP, Boot
40	4798 122	1	J			ERO			CLAMP, Boot
41	4798 123	1	J			ERO			BOOT, Driveshaft

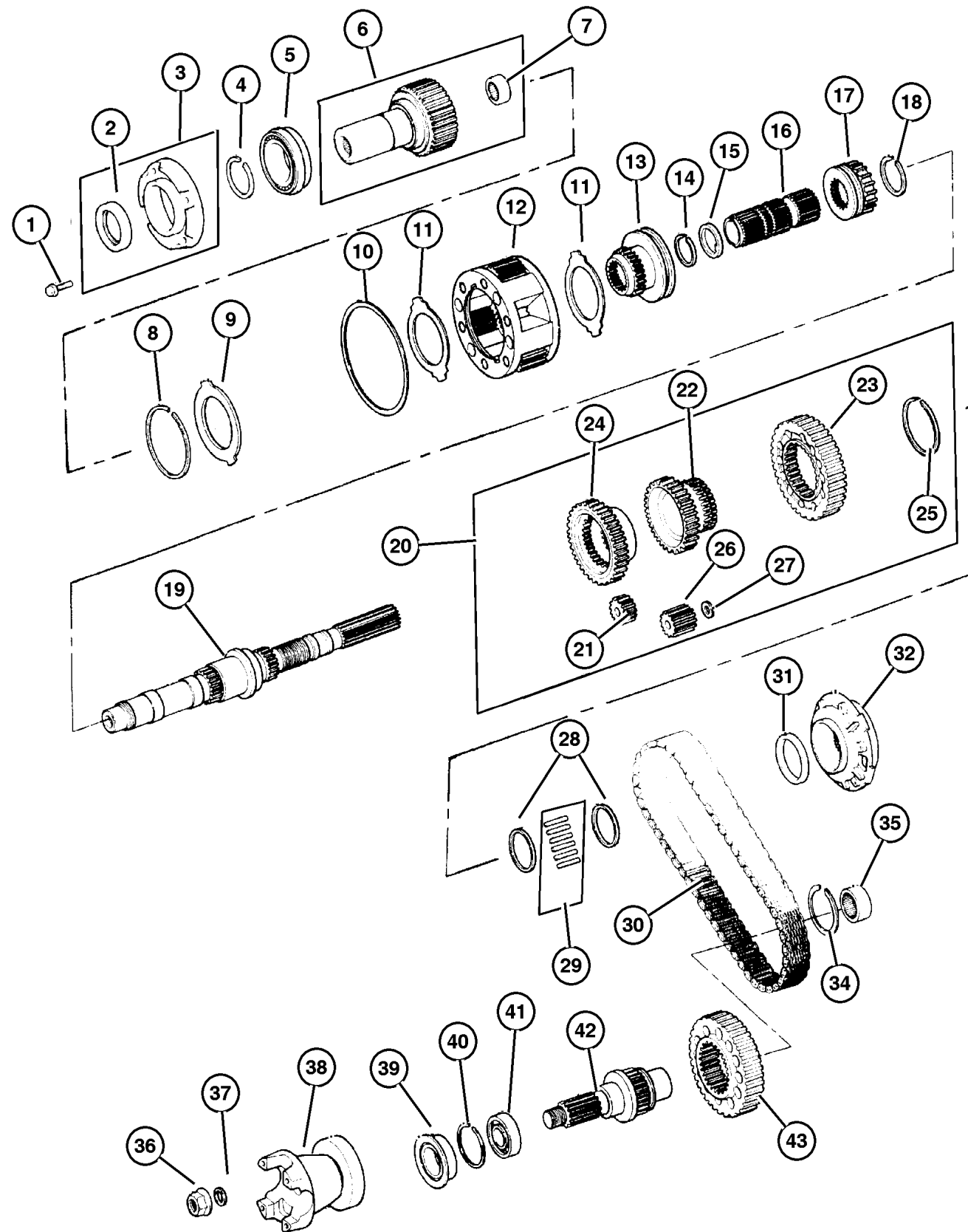
JEEP GRAND CHEROKEE (WJ)

SERIES	LINE	BODY	ENGINE	TRANSMISSION
H = Laredo	J = 4WD	74 = 4 Door	ERH = 4.0L, Power Tech I-6	DGK = 4 Speed Auto, 42RE
M = Sport	T = 2WD		EVA = 4.7L Power Tech V8	DGQ = 5 Speed Auto, 45RFE
P = Limited			EVC = 4.7L HO V8 MPI	DG0 = All Automatic Trans
S = Overland			ERO = All 4.0L 6 Cyl Gas	
			EVO = All 4.7L Gas	

AR = Use as required - = Non illustrated part # = New this model year

October 1, 2003

**Gear Train Select Trac [DHP]  
Figure 242-410**



ITEM	PART NUMBER	QTY	LINE	SERIES	BODY	ENGINE	TRANS	TRIM	DESCRIPTION
1									BOLT
	6500 318	4	J			ER0			
		4	J			EVO			
2									SEAL, Input
	5019 020AA	1	J			EVO			
		1	J			ER0			
3									RETAINER
	4338 973	1	J			EVO			
		1	J			ER0			
4									SNAP RING
	0893 31A	1	J			EVO			
		1	J			ER0			
5									BEARING, Input Gear
	4746 155	1	J			EVO			
		1	J			ER0			
6									GEAR, Input
	5003 446AA	1	J			ER0			
	5012 311AA	1	J			EVO			
7									BEARING, Input Shaft
	8350 3507	1	J			EVO			
		1	J			ER0			
8									SNAP RING
	4799 097	1	T				DGQ		
		1	J				DGQ		
9									RING
	4338 909	1	J			EVO			
		1	J			ER0			
10									SNAP RING, Annulus Gear
	4219 065	1	J			EVO			
		1	J			ER0			
11									THRUST WASHER, Planetary Carrier
	4338 908	1	J			EVO			
		1	J			ER0			
12									PLANETARY, Transfer Case
	4796 903AB	1	J			EVO			
		1	J			ER0			
13									SLEEVE, Shift Range
	4798 279	1	J			EVO			
	5003 746AA	1	J			ER0			
14									SNAP RING

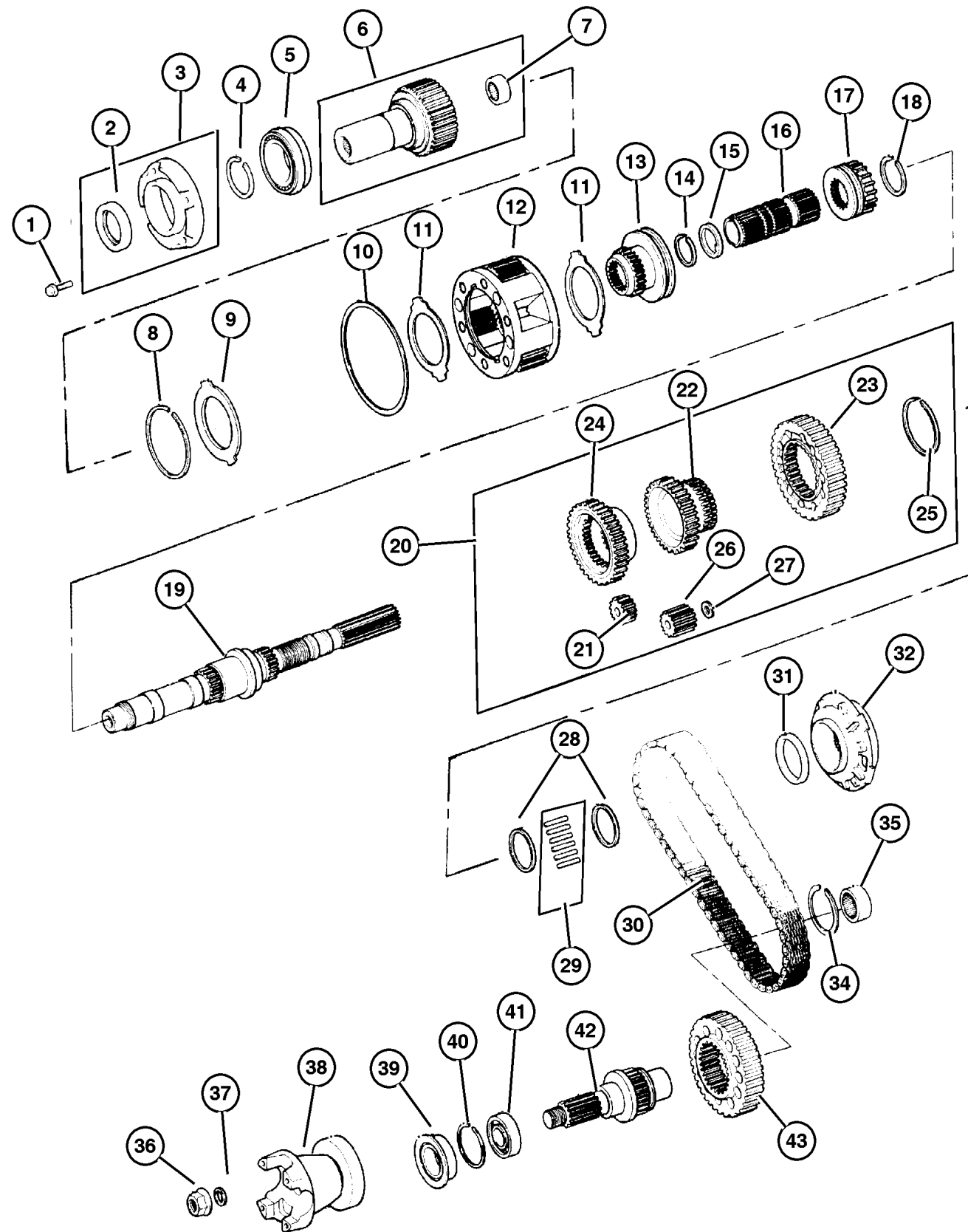
**JEEP GRAND CHEROKEE (WJ)**

SERIES	LINE	BODY	ENGINE	TRANSMISSION
H = Laredo	J = 4WD	74 = 4 Door	ERH = 4.0L, Power Tech I-6	DGK = 4 Speed Auto, 42RE
M = Sport	T = 2WD		EVA = 4.7L Power Tech V8	DGQ = 5 Speed Auto, 45RFE
P = Limited			EVC = 4.7L HO V8 MPI	DG0 = All Automatic Trans
S = Overland			ER0 = All 4.0L 6 Cyl Gas	
			EVO = All 4.7L Gas	

AR = Use as required - = Non illustrated part # = New this model year

October 1, 2003

**Gear Train Select Trac [DHP]  
Figure 242-410**



ITEM	PART NUMBER	QTY	LINE	SERIES	BODY	ENGINE	TRANS	TRIM	DESCRIPTION
	8350 3540	1	J			EVO			
		1	J			ER0			
15	8350 3539	1	J			EVO			WASHER, Intermediate Sleeve
		1	J			ER0			
16									SHAFT, Intermediate
	4798 277	1	J			EVO			
		1	J			ER0			
17									SLEEVE, Mode Synchronizer
	8350 3542	1	J			EVO			
		1	J			ER0			
18									SNAP RING
	8350 3537	1	J			EVO			
		1	J			ER0			
19									MAINSHAFT, Transfer Case
	5003 448AA	1	J			EVO			
	5016 614AA	1	J			ER0			
20									DIFFERENTIAL, Transfer Case
	5003 449AB	1	J			EVO			
	8350 3529	1	J			ER0			
21									GEAR, Planetary
	8350 4170	1	J			ER0			
		1	J			EVO			
22									SPROCKET, Transfer Case
	5003 452AA	1	J			EVO			
	8350 3531	1	J			ER0			
23									SPROCKET, Transfer Case
	5003 451AA	1	J			EVO			
	8350 3531	1	J			ER0			
24									GEAR, Differential Drive
	5003 450AA	1	J			EVO			
	8350 3530	1	J			ER0			
25									SNAP RING
	8350 3532	1	J			EVO			
		1	J			ER0			
26									GEAR, Planetary
	8350 4169	3	J			EVO			
		3	J			ER0			
27									WASHER, Differential Gear
	8350 4168	12	J			EVO			
		12	J			ER0			

**JEEP GRAND CHEROKEE (WJ)**

SERIES  
H = Laredo  
M = Sport  
P = Limited  
S = Overland

LINE  
J = 4WD  
T = 2WD

BODY  
74 = 4 Door

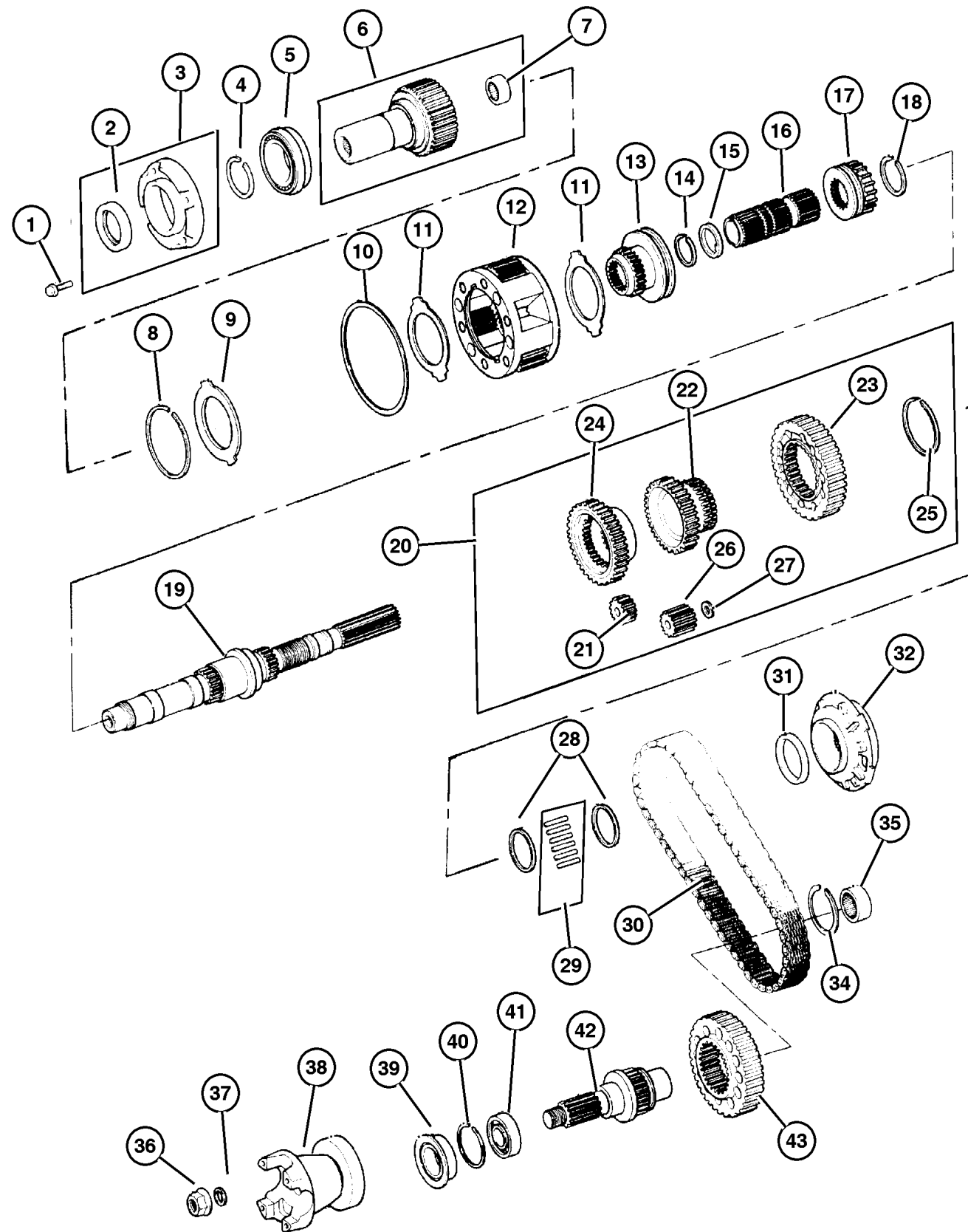
ENGINE  
ERH = 4.0L, Power Tech I-6  
EVA = 4.7L Power Tech V8  
EVC = 4.7L HO V8 MPI  
ER0 = All 4.0L 6 Cyl Gas  
EVO = All 4.7L Gas

TRANSMISSION  
DGK = 4 Speed Auto, 42RE  
DGQ = 5 Speed Auto, 45RFE  
DG0 = All Automatic Trans

AR = Use as required - = Non illustrated part # = New this model year

October 1, 2003

**Gear Train Select Trac [DHP]  
Figure 242-410**



ITEM	PART NUMBER	QTY	LINE	SERIES	BODY	ENGINE	TRANS	TRIM	DESCRIPTION
28									SPACER, Sprocket, (NOT REQUIRED)
29									NEEDLE BEARING, Roller Cage, None
	5066 996AA	1	J			EVO			
	5072 910AA	1	J			ER0			
30									CHAIN, Transfer Case
	5003 453AA	1	J			EVO			
	8350 4575	1	J			ER0			
31	4210 603	1	J			ER0			SEAL, Main Shaft
32	4338 936	1	J			ER0			PUMP, Transfer Case Oil
-33	4638 896	1	J			EVO			PUMP, Transfer Case Gear Rotor
34									SNAP RING, Bearing
	4167 991	1	J			EVO			
		1	J			ER0			
35									BEARING, Output Shaft
	4269 189	1	J			EVO			
		1	J			ER0			
36									NUT, Transfer Case Yoke
	4167 924	1	J			EVO			
		1	J			ER0			
37									WASHER, Transfer Case Yoke
	4210 973	1	J			EVO			
		1	J			ER0			
38									YOKE, Transfer Case
	5012 308AA	1	J			ER0			
	5019 514AA	1	J			EVO			
39									SEAL, Output Shaft
	4798 125	1	J			EVO			
		1	J			ER0			
40									SNAP RING
	0893 31A	1	J			EVO			
		1	J			ER0			
41									BEARING, Output Shaft
	2466 224	1	J			EVO			
		1	J			ER0			
42									OUTPUT SHAFT, Transfer Case
	5012 336AA	1	J			EVO			
		1	J			ER0			
43									SPROCKET, Transfer Case
	5003 452AA	1	J			EVO			

**JEEP GRAND CHEROKEE (WJ)**

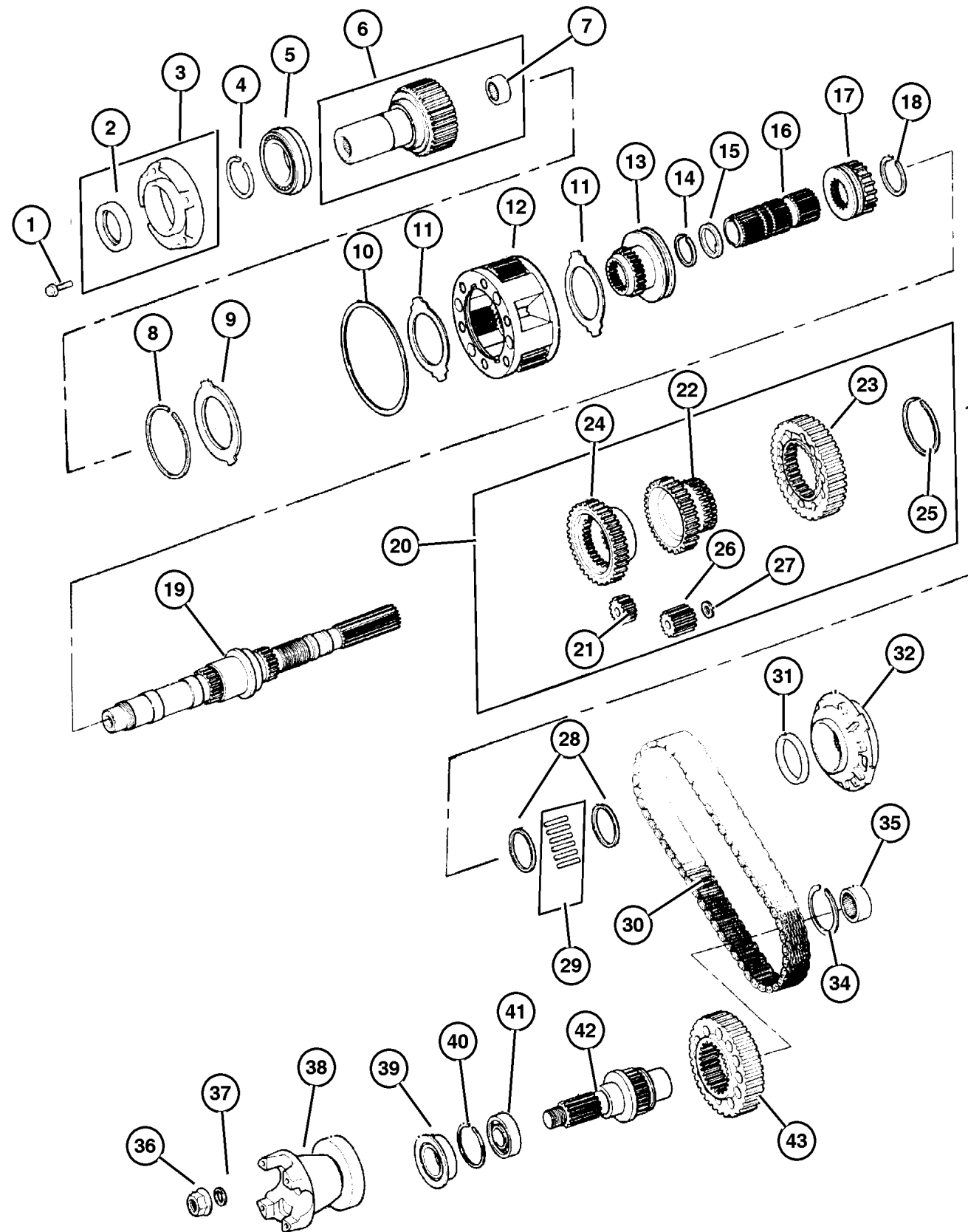
SERIES	LINE	BODY	ENGINE	TRANSMISSION
H = Laredo	J = 4WD	74 = 4 Door	ERH = 4.0L, Power Tech I-6	DGK = 4 Speed Auto, 42RE
M = Sport	T = 2WD		EVA = 4.7L Power Tech V8	DGQ = 5 Speed Auto, 45RFE
P = Limited			EVC = 4.7L HO V8 MPI	DG0 = All Automatic Trans
S = Overland			ER0 = All 4.0L 6 Cyl Gas	
			EVO = All 4.7L Gas	

AR = Use as required - = Non illustrated part # = New this model year

October 1, 2003

**Gear Train Select Trac [DHP]  
Figure 242-410**

ITEM	PART NUMBER	QTY	LINE	SERIES	BODY	ENGINE	TRANS	TRIM	DESCRIPTION
	8350 3518	1	J				ER0		



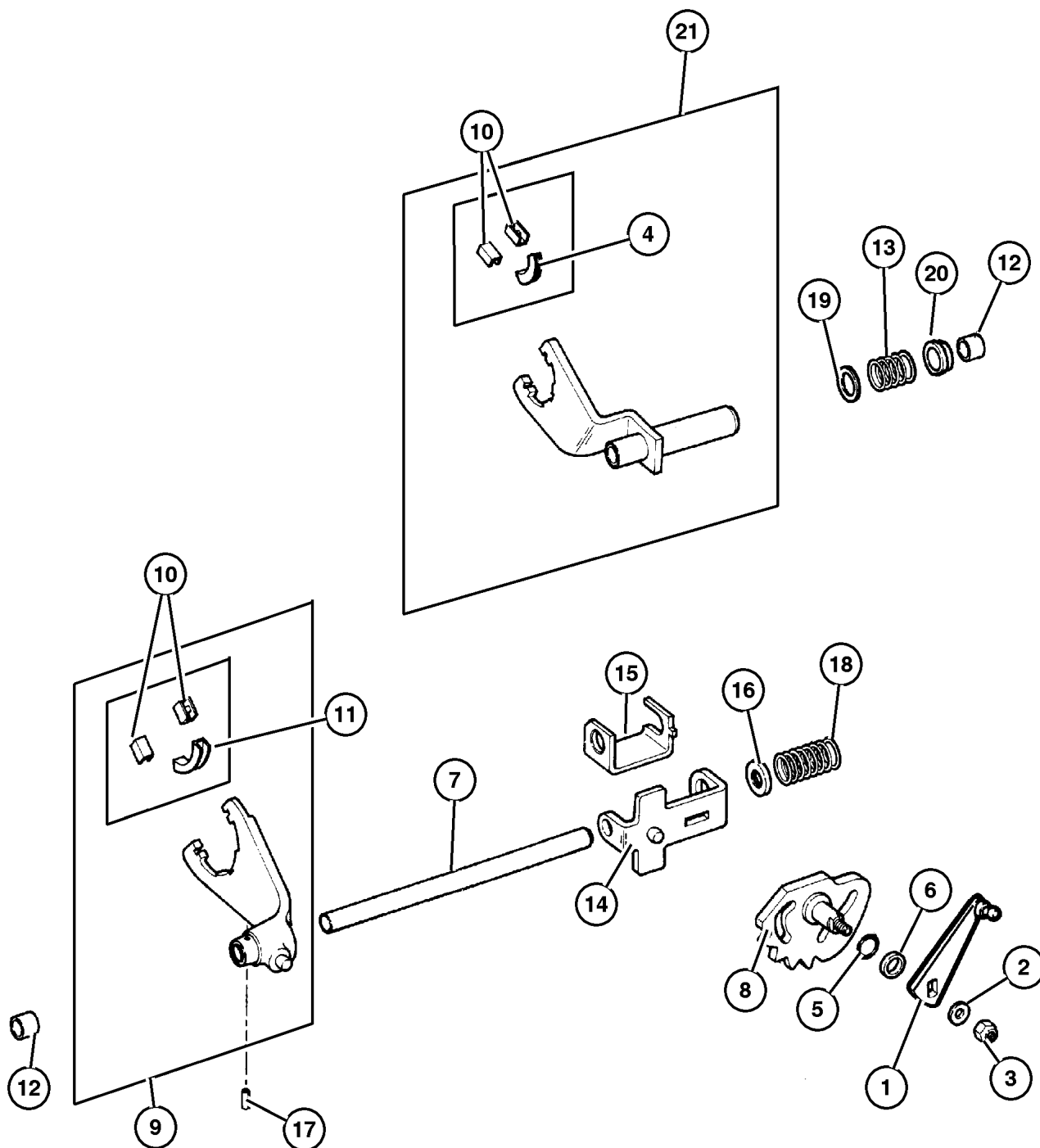
<b>JEEP GRAND CHEROKEE (WJ)</b>				
SERIES	LINE	BODY	ENGINE	TRANSMISSION
H = Laredo	J = 4WD	74 = 4 Door	ERH = 4.0L, Power Tech I-6	DGK = 4 Speed Auto, 42RE
M = Sport	T = 2WD		EVA = 4.7L Power Tech V8	DGQ = 5 Speed Auto, 45RFE
P = Limited			EVC = 4.7L HO V8 MPI	DG0 = All Automatic Trans
S = Overland			ER0 = All 4.0L 6 Cyl Gas	
			EVO = All 4.7L Gas	

AR = Use as required - = Non illustrated part # = New this model year

October 1, 2003

Fork and Rails Select Trac [DHP]  
Figure 242-910

ITEM	PART NUMBER	QTY	LINE	SERIES	BODY	ENGINE	TRANS	TRIM	DESCRIPTION
1									LEVER, Transfer Case
	5012 307AA	1	J			EVO			
		1	J			ER0			
2									WASHER, Flat
	4210 983	2	J			EVO			
		2	J			ER0			
3									BOLT, Hex Head
	5014 048AA	1	J			EVO			
		1	J			ER0			
4									PAD, Shift Fork
	4338 376	1	J			EVO			
		1	J			ER0			
5									BUSHING, Shift Rail
	4338 945	1	J			ER0			
6									BEARING, Shift Lever Linkage
	5003 442AA	1	J			ER0			
		1	J			EVO			
7									RAIL, Transfer Case
	8350 4469	1	J			EVO			
		1	J			ER0			
8									SECTOR, Transfer Case
	5072 569AA	1	J			EVO			
		1	J			ER0			
9									FORK, Range
	5003 459AA	1	J			EVO			
		1	J			ER0			
10									PAD, Shift Fork
	4167 969	2	J			EVO			
		2	J			ER0			
11									PAD, Shift Fork
	4167 970	1	J			EVO			
		1	J			ER0			
12									BUSHING, Shift Fork
	J813 4291	2	J			EVO			
		2	J			ER0			
13									SPRING, Mode Shift Fork
	8350 3513	1	J			EVO			
		1	J			ER0			
14									BRACKET, Shift Mode
	8350 3510	1	J			EVO			
		1	J			ER0			
15									BRACKET, Shift Mode



JEEP GRAND CHEROKEE (WJ)

SERIES	LINE	BODY	ENGINE	TRANSMISSION
H = Laredo	J = 4WD	74 = 4 Door	ERH = 4.0L, Power Tech I-6	DGK = 4 Speed Auto, 42RE
M = Sport	T = 2WD		EVA = 4.7L Power Tech V8	DGQ = 5 Speed Auto, 45RFE
P = Limited			EVC = 4.7L HO V8 MPI	DG0 = All Automatic Trans
S = Overland			ER0 = All 4.0L 6 Cyl Gas	
			EVO = All 4.7L Gas	

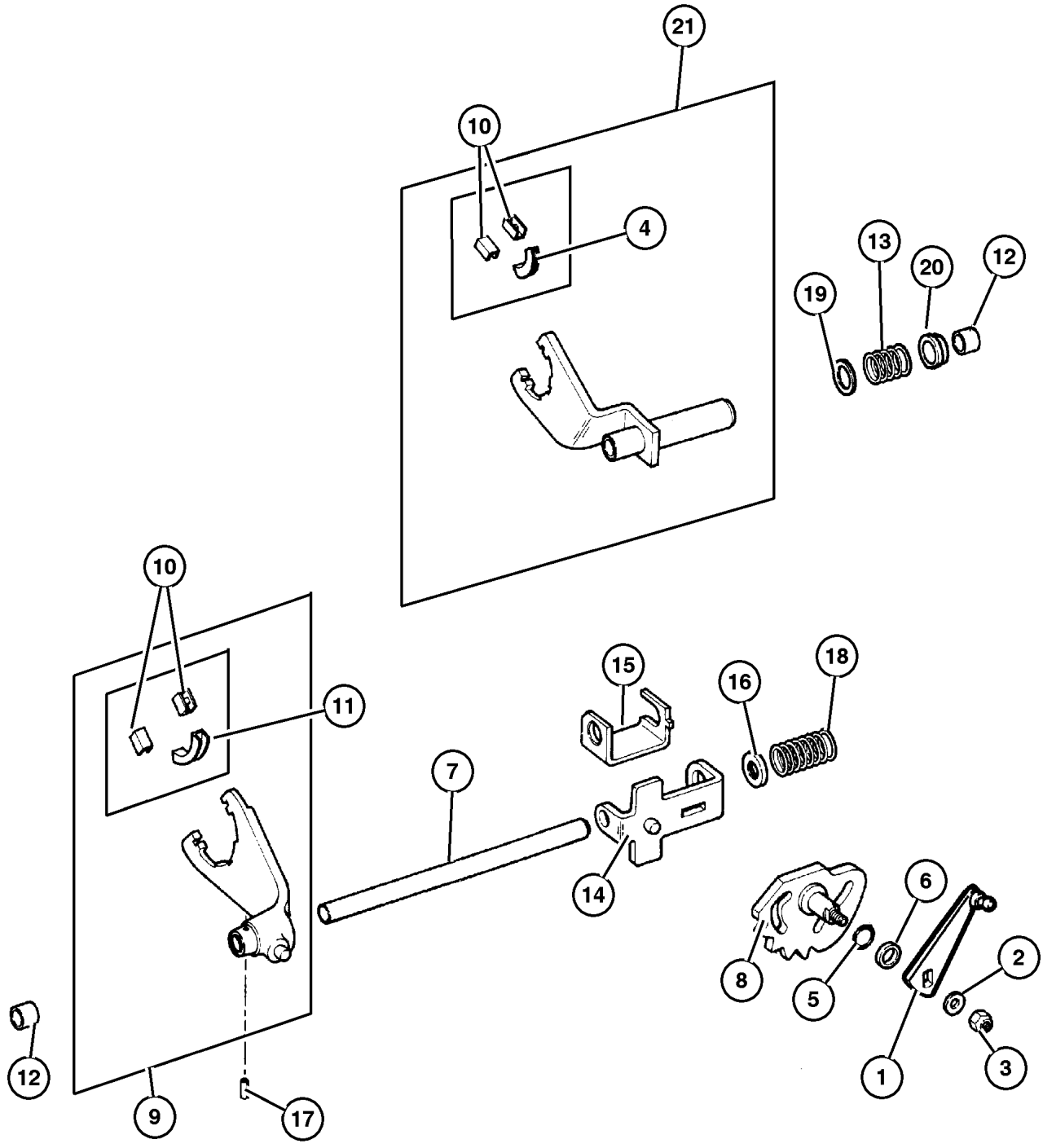
AR = Use as required - = Non illustrated part # = New this model year

October 1, 2003



Fork and Rails Select Trac [DHP]  
Figure 242-910

ITEM	PART NUMBER	QTY	LINE	SERIES	BODY	ENGINE	TRANS	TRIM	DESCRIPTION
	8350 3511	1	J			EVO			
		1	J			ER0			
16	8350 3515	1	J			EVO			CUP, Shift Fork Spring
		1	J			ER0			
17	1664 355	1	J			EVO			PIN, Shift Fork
		1	J			ER0			
18									SPRING, Mode Shift Fork
	8350 3516	1	J			EVO			
		1	J			ER0			
19									WASHER, Flat
	8350 3512	1	J			EVO			
		1	J			ER0			
20									BUSHING, Shift Rail
	8350 3514	1	J			EVO			
		1	J			ER0			
21									FORK, Transfer Case Mode Shift
	4638 950	1	J			EVO			
		1	J			ER0			



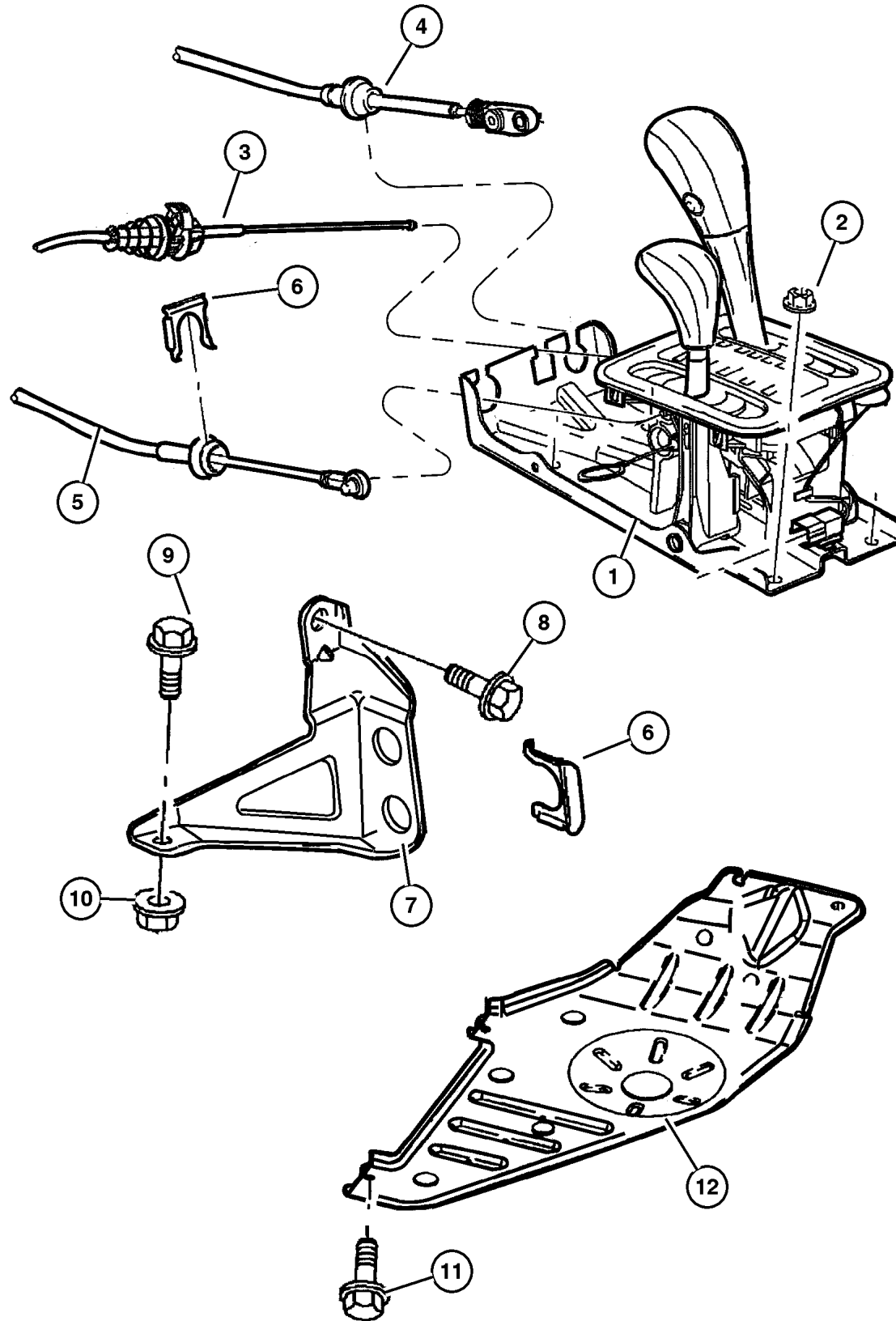
JEEP GRAND CHEROKEE (WJ)

SERIES	LINE	BODY	ENGINE	TRANSMISSION
H = Laredo	J = 4WD	74 = 4 Door	ERH = 4.0L, Power Tech I-6	DGK = 4 Speed Auto, 42RE
M = Sport	T = 2WD		EVA = 4.7L Power Tech V8	DGQ = 5 Speed Auto, 45RFE
P = Limited			EVC = 4.7L HO V8 MPI	DG0 = All Automatic Trans
S = Overland			ER0 = All 4.0L 6 Cyl Gas	
			EVO = All 4.7L Gas	

AR = Use as required - = Non illustrated part # = New this model year

October 1, 2003

**Gearshift Controls Select Trac [DHP]  
Figure 242-1210**



ITEM	PART NUMBER	QTY	LINE	SERIES	BODY	ENGINE	TRANS	TRIM	DESCRIPTION
NOTES: Sales Codes									
[DGK] = 42RE 4 Speed Automatic Transmissions									
[DGQ] = 45RFE 5 Speed Automatic Transmissions									
[DG0] = All Automatic Transmissions									
[ER0] = All 4.0L Gas Engines									
[EVO] = All 4.7L Gas Engines									
1	52109 671AB	1	J	H, M, P		ER0, EVO	DGK, DGQ		HOUSING AND LEVER, Shifter
2	6506 929AA	1				ER0, EVO			NUT, Hex Flange Lock, M8x1.25
3	52109 606AA	1					DG0		CABLE, Park Interlock
4	52104 060AD	1					DG0		CABLE, Gearshift Control
5	52104 218AB	1	J				DG0		CABLE, Gearshift Control
6	4269 830	2	J						CLIP, Cable
7	5210 4219	1	J				DGK		BRACKET, Torque Shaft
	52104 220AB	1	J				DGQ		
8	6503 119	4							SCREW AND WASHER, Hex Head, M10x1.5x40
9	6101 054	1	J				DGK		BOLT AND WASHER, Hex Head, M10x1.5x40
10	6503 231	1	J				DGK		NUT, Brake Line
11	6503 571	4							SCREW AND WASHER, M10x1. 50x35
12	5205 8922	1	J						SKID PLATE, Transfer Case

**JEEP GRAND CHEROKEE (WJ)**

<b>SERIES</b>	<b>LINE</b>	<b>BODY</b>	<b>ENGINE</b>	<b>TRANSMISSION</b>
H = Laredo	J = 4WD	74 = 4 Door	ERH = 4.0L, Power Tech I-6	DGK = 4 Speed Auto, 42RE
M = Sport	T = 2WD		EVA = 4.7L Power Tech V8	DGQ = 5 Speed Auto, 45RFE
P = Limited			EVC = 4.7L HO V8 MPI	DG0 = All Automatic Trans
S = Overland			ER0 = All 4.0L 6 Cyl Gas	
			EVO = All 4.7L Gas	

AR = Use as required - = Non illustrated part # = New this model year

October 1, 2003

# Group – 247

## Transfer Case Model 247

### GROUP 247 - Transfer Case Model 247

Illustration Title

Group-Fig. No.

#### Transfer Case Assembly

Transfer Case Quadra Trac II on Demand [DHF] ..... Fig. 247-110

#### Case and Related Parts

Case and Related Parts Quadra Trac II on Demand [DHF] ..... Fig. 247-210

#### Gear Train

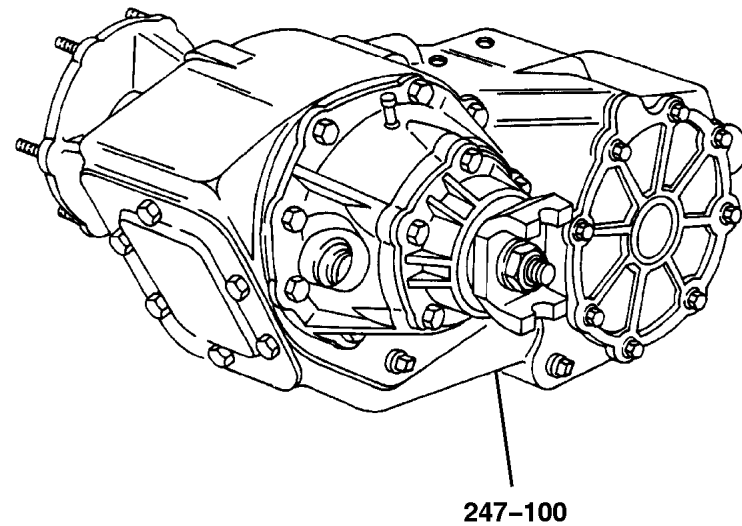
Gear Train Quadra Trac II on Demand [DHF] ..... Fig. 247-410

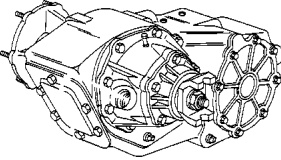
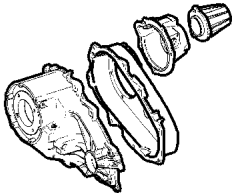
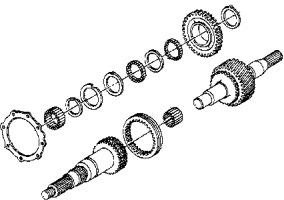
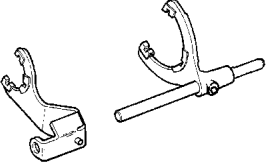

#### Fork and Rails

Fork and Rails Quadra Trac II on Demand [DHF] ..... Fig. 247-910

#### Gearshift Controls

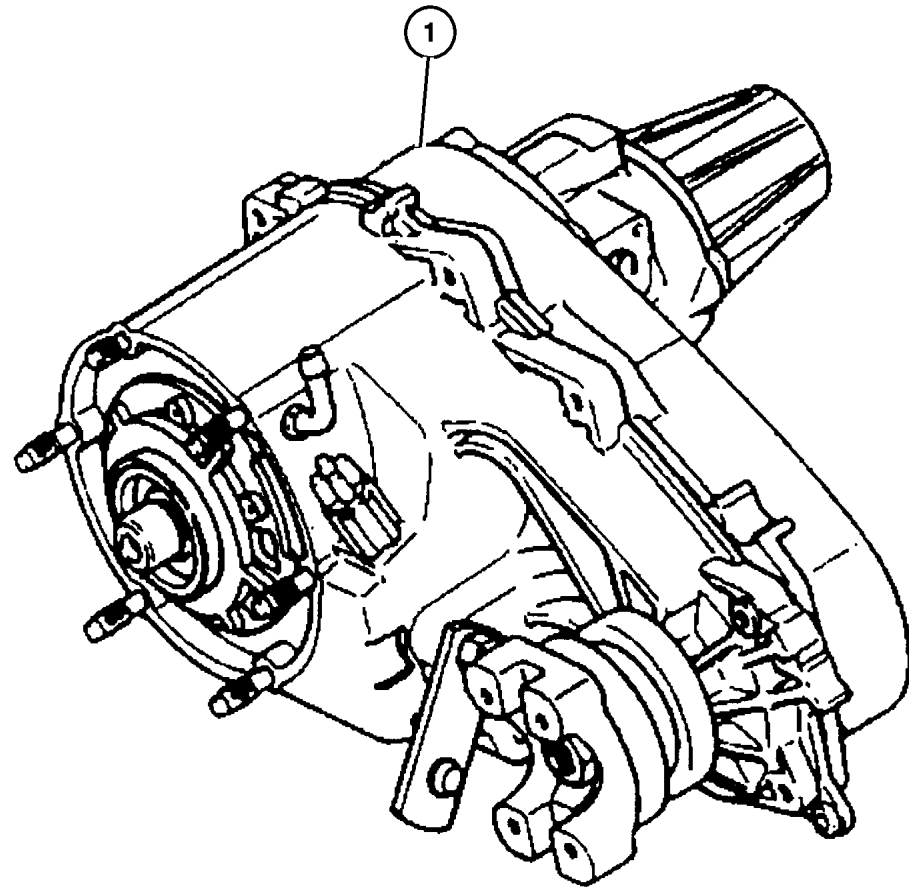
Gearshift Controls Quadra Trac II on Demand [DHF] ..... Fig. 247-1210



<p><b>247-100</b> Transfer Case Assembly</p> 	<p><b>247-200</b> Case and Related Parts</p> 	<p><b>247-400</b> Gear Train</p> 	<p><b>247-900</b> Fork and Rails</p> 
<p><b>247-1200</b> Gearshift Controls</p> 			

**Transfer Case Quadra Trac II on Demand [DHF]  
Figure 247-110**

ITEM	PART NUMBER	QTY	LINE	SERIES	BODY	ENGINE	TRANS	TRIM	DESCRIPTION
1									TRANSFER CASE, NP247
	52098 871AD	1	J			ER0			
	52105 905AB	1	J			EVO			



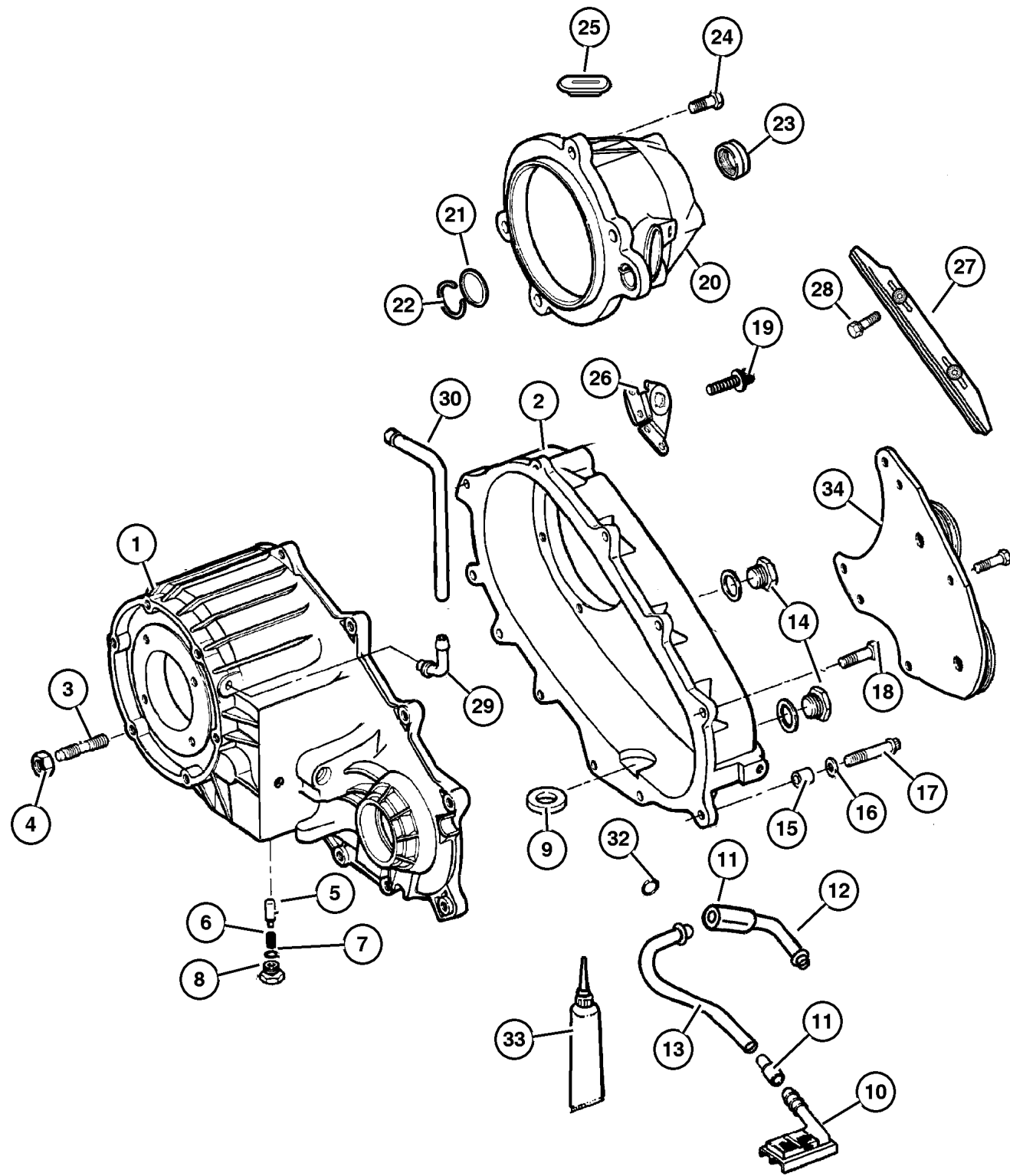
**JEEP GRAND CHEROKEE (WJ)**

<b>SERIES</b>	<b>LINE</b>	<b>BODY</b>	<b>ENGINE</b>	<b>TRANSMISSION</b>
H = Laredo	J = 4WD	74 = 4 Door	ERH = 4.0L, Power Tech I-6	DGK = 4 Speed Auto, 42RE
M = Sport	T = 2WD		EVA = 4.7L Power Tech V8	DGQ = 5 Speed Auto, 45RFE
P = Limited			EVC = 4.7L HO V8 MPI	DG0 = All Automatic Trans
S = Overland			ER0 = All 4.0L 6 Cyl Gas	
			EVO = All 4.7l Gas	

AR = Use as required - = Non illustrated part # = New this model year

October 1, 2003

**Case and Related Parts Quadra Trac II on Demand [DHF]  
Figure 247-210**



ITEM	PART NUMBER	QTY	LINE	SERIES	BODY	ENGINE	TRANS	TRIM	DESCRIPTION
NOTES: Sales Codes									
[ER0] = All 4.0L 6 Cylinder Gas Engines									
[EV0] = All 4.7L Gas Engines									
1	5012 309AA	1	J			ER0			CASE, Transfer Front
		1	J			EV0			
2	5012 323AA	1	J			ER0			CASE, Transfer Case Rear
		1	J			EV0			
3	4505 365	6	J			ER0			STUD
	5012 310AA	6	J			EV0			
4	6033 172	6	J						NUT AND WASHER, Hex, .375-24
5	5300 8217	1	J			ER0			PLUNGER
		1	J			EV0			
6	4638 497	1	J			ER0			SPRING, Shift Detent
		1	J			EV0			
7	4338 956	1	J			ER0			SEAL, Vacuum Switch
		1	J			EV0			
8	4886 473AA	1	J			ER0			SCREW
		1	J			EV0			
9	3681 601	1	J			ER0			MAGNET, Transmission
		1	J			EV0			
10	5012 326AA	1	J			ER0			FILTER, Transfer Case Oil
		1	J			EV0			
11	5012 327AA	2	J			ER0			CONNECTOR, Oil Tube Pickup
		2	J			EV0			
12	5012 328AA	1	J			ER0			TUBE, Oil Pickup
		1	J			EV0			
13	5013 018AA	1	J			ER0			TUBE, Oil Pickup
		1	J			EV0			
14									PLUG, Oil Fill

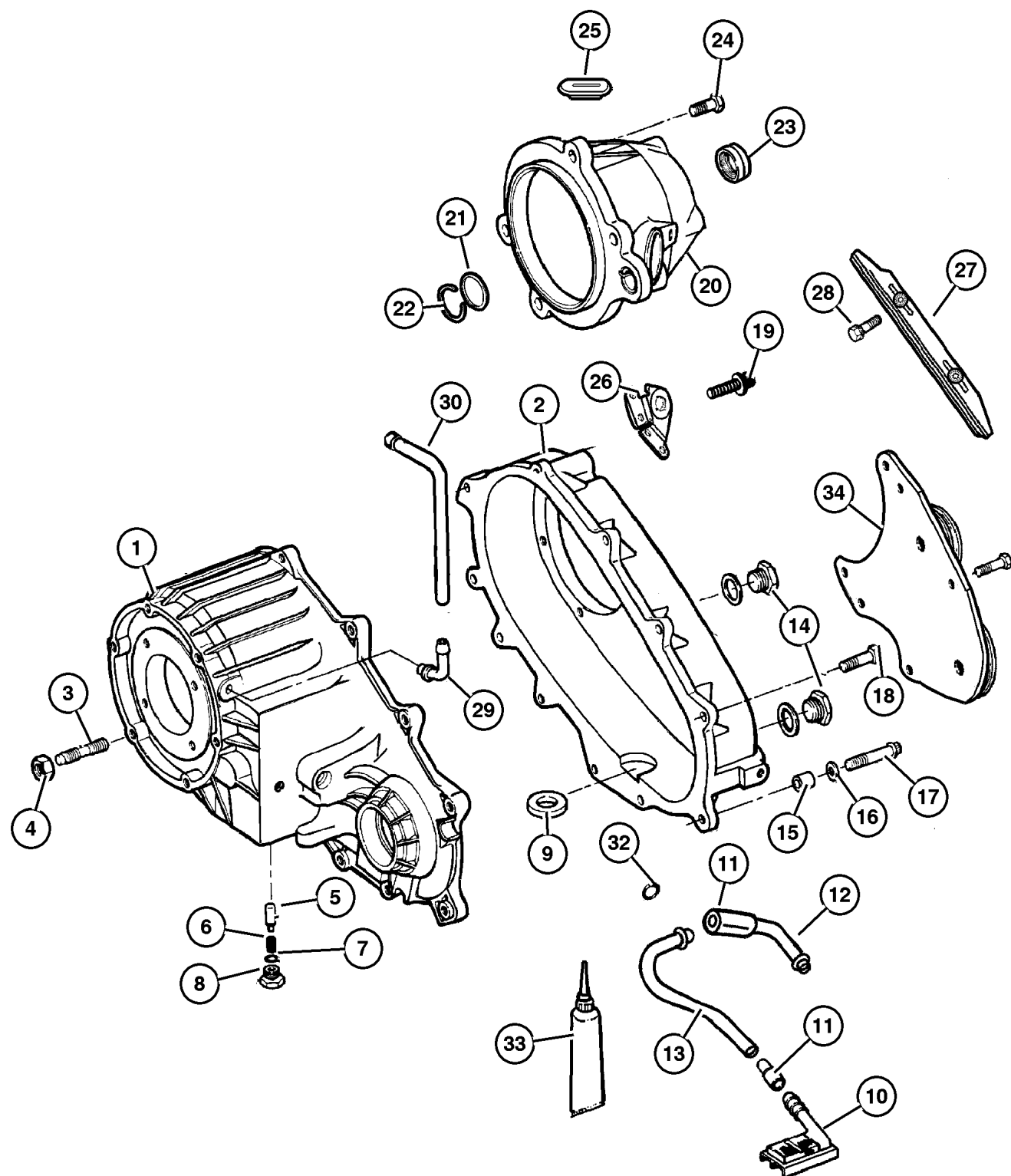
**JEEP GRAND CHEROKEE (WJ)**

<b>SERIES</b>	<b>LINE</b>	<b>BODY</b>	<b>ENGINE</b>	<b>TRANSMISSION</b>
H = Laredo	J = 4WD	74 = 4 Door	ERH = 4.0L, Power Tech I-6	DGK = 4 Speed Auto, 42RE
M = Sport	T = 2WD		EVA = 4.7L Power Tech V8	DGQ = 5 Speed Auto, 45RFE
P = Limited			EVC = 4.7L HO V8 MPI	DG0 = All Automatic Trans
S = Overland			ER0 = All 4.0L 6 Cyl Gas	
			EV0 = All 4.7L Gas	

AR = Use as required - = Non illustrated part # = New this model year

October 1, 2003

**Case and Related Parts Quadra Trac II on Demand [DHF]  
Figure 247-210**



ITEM	PART NUMBER	QTY	LINE	SERIES	BODY	ENGINE	TRANS	TRIM	DESCRIPTION
	4856 641	2	J			ER0			
		2	J			EVO			
15	4116 310	2	J			ER0			DOWEL, Transfer Case
		2	J			EVO			
16	4210 983	2	J			ER0			WASHER, Flat
		2	J			EVO			
17	4210 614	2	J			ER0			BOLT, Hex Flange Head
		2	J			EVO			
18	4210 617	6	J			ER0			BOLT, Transfer Case
		6	J			EVO			
19									BOLT, Twelve Point Head, M10x1.5x48
	J813 0979	3	J			ER0			
		3	J			EVO			
20									RETAINER, Transfer Case Rear
	5066 086AA	1	J			ER0			
		1	J			EVO			
21									BUSHING, Extension Housing
	4638 902	1	J			ER0			
		1	J			EVO			
22									SNAP RING
	0893 31A	1	J			EVO			
		1	J			ER0			
23									SEAL, Output Shaft
	4897 298AA	1	J			ER0			
		1	J			EVO			
24									BOLT, Retainer
	6501 371	4	J			ER0			
		4	J			EVO			
25									PLUG
	5018 919AA	1	J			ER0			
		1	J			EVO			
26									CLIP, (NOT REQUIRED)
27									SNUBBER, Drive Chain
	5012 324AA	1	J			ER0			
		1	J			EVO			
28									BOLT

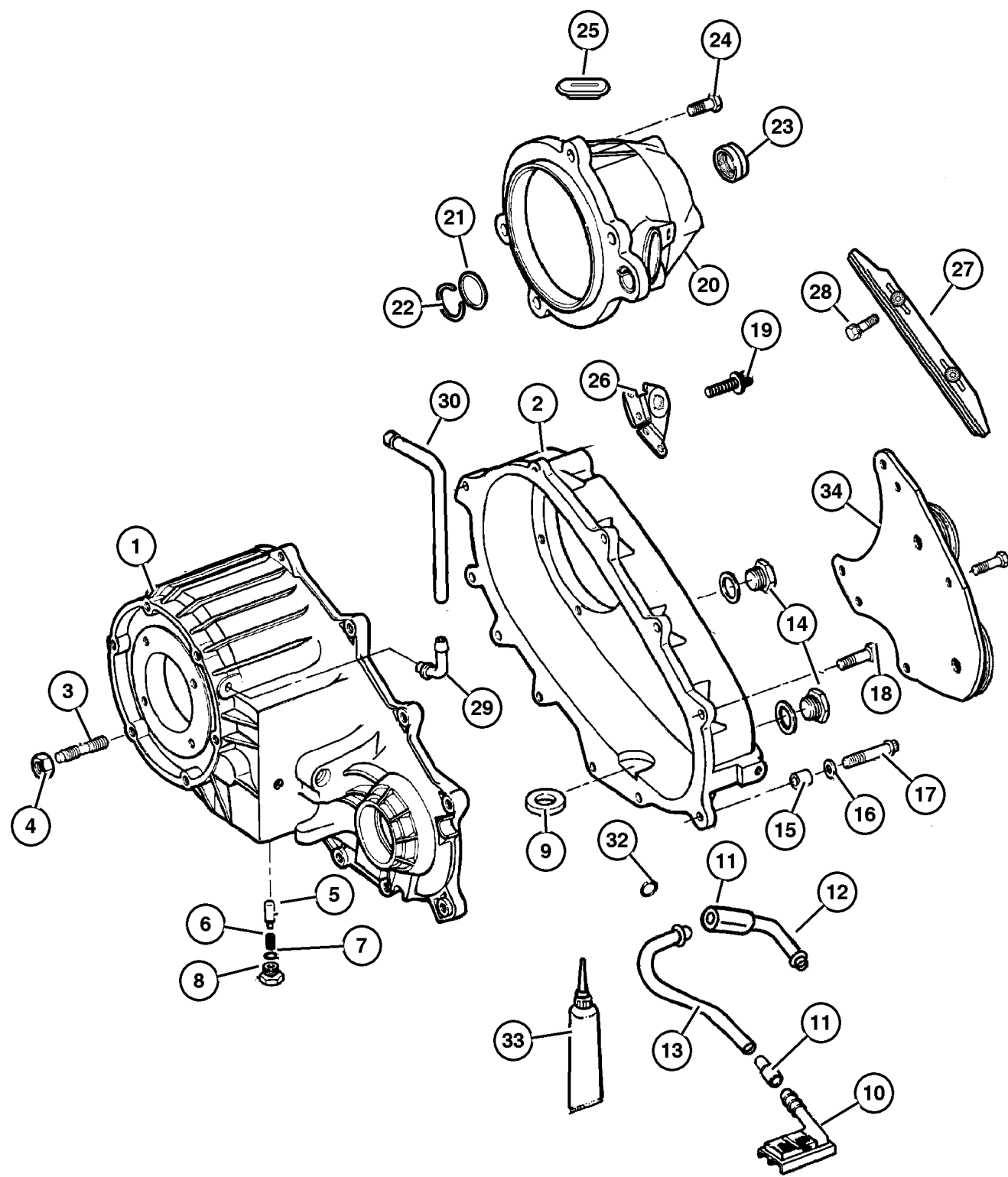
**JEEP GRAND CHEROKEE (WJ)**

<b>SERIES</b>	<b>LINE</b>	<b>BODY</b>	<b>ENGINE</b>	<b>TRANSMISSION</b>
H = Laredo	J = 4WD	74 = 4 Door	ERH = 4.0L, Power Tech I-6	DGK = 4 Speed Auto, 42RE
M = Sport	T = 2WD		EVA = 4.7L Power Tech V8	DGQ = 5 Speed Auto, 45RFE
P = Limited			EVC = 4.7L HO V8 MPI	DG0 = All Automatic Trans
S = Overland			ER0 = All 4.0L 6 Cyl Gas	
			EVO = All 4.7L Gas	

AR = Use as required - = Non illustrated part # = New this model year

October 1, 2003

Case and Related Parts Quadra Trac II on Demand [DHF]  
Figure 247-210



ITEM	PART NUMBER	QTY	LINE	SERIES	BODY	ENGINE	TRANS	TRIM	DESCRIPTION
	5012 325AA	2	J			ER0			
		2	J			EVO			
29	4796 910	1	J			ER0			VENT, Transfer Case
		1	J			EVO			
30	52099 366AB	1	J						VENT, Transfer Case
-31	6502 081	2	J						CLAMP, Oil Cooler Line, Vent Clamp
32									SEAL, Transfer Case
	5013 016AB	1	J			ER0			
		1	J			EVO			
33									SEALANT, RTV
	5010 884AA	1	J			ER0			
		1	J			EVO			
34									DAMPER, Transfer Case, (NOT REQUIRED)
-35									SLEEVE, Wear
	5093 605AA	1	J			ER0			
		1	J			EVO			

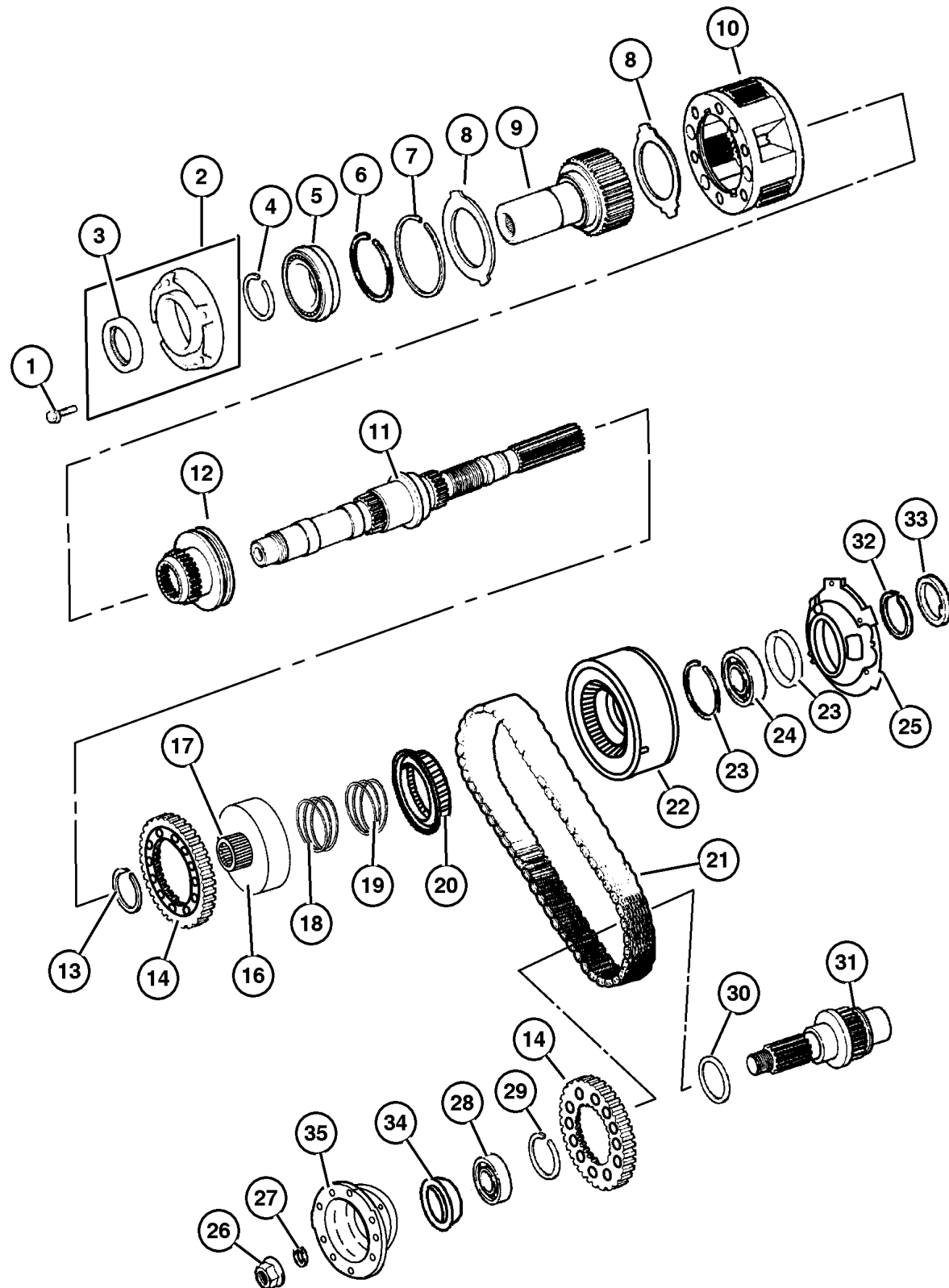
JEEP GRAND CHEROKEE (WJ)

SERIES	LINE	BODY	ENGINE	TRANSMISSION
H = Laredo	J = 4WD	74 = 4 Door	ERH = 4.0L, Power Tech I-6	DGK = 4 Speed Auto, 42RE
M = Sport	T = 2WD		EVA = 4.7L Power Tech V8	DGQ = 5 Speed Auto, 45RFE
P = Limited			EVC = 4.7L HO V8 MPI	DG0 = All Automatic Trans
S = Overland			ER0 = All 4.0L 6 Cyl Gas	
			EVO = All 4.7L Gas	

AR = Use as required - = Non illustrated part # = New this model year

October 1, 2003

**Gear Train Quadra Trac II on Demand [DHF]  
Figure 247-410**



ITEM	PART NUMBER	QTY	LINE	SERIES	BODY	ENGINE	TRANS	TRIM	DESCRIPTION
1									BOLT
	6500 318	4	J			ER0			
		4	J			EVO			
2									EXTENSION, Transfer Case
	4864 782	1	J			ER0			
		1	J			EVO			
3									SEAL, Input Gear
	4798 033	1	J			ER0			
		1	J			EVO			
4									SNAP RING
	3821 558	1	J			ER0			
		1	J			EVO			
5									BEARING, Input Gear
	4746 155	1	J			ER0			
		1	J			EVO			
6									SNAP RING
	4338 910	1	J			ER0			
		1	J			EVO			
7									RING
	4338 909	1	J			ER0			
		1	J			EVO			
8									THRUST WASHER, Planetary Carrier
	4338 908	2	J			ER0			
		2	J			EVO			
9									GEAR, Input
	4798 126	1	J			ER0			
	5012 311AA	1	J			EVO			
10									PLANETARY, Transfer Case
	4796 903AB	1	J			ER0			
		1	J			EVO			
11									MAINSHAFT, Transfer Case
	5012 313AA	1	J			ER0			
		1	J			EVO			
12									SLEEVE, Shift Range
	5012 314AA	1	J			ER0			
		1	J			EVO			
13									SNAP RING
	4798 130	1	J			ER0			
		1	J			EVO			
14									SPROCKET, Drive

**JEEP GRAND CHEROKEE (WJ)**

SERIES  
H = Laredo  
M = Sport  
P = Limited  
S = Overland

LINE  
J = 4WD  
T = 2WD

BODY  
74 = 4 Door

ENGINE  
ERH = 4.0L, Power Tech I-6  
EVA = 4.7L Power Tech V8  
EVC = 4.7L HO V8 MPI  
ER0 = All 4.0L 6 Cyl Gas  
EVO = All 4.7L Gas

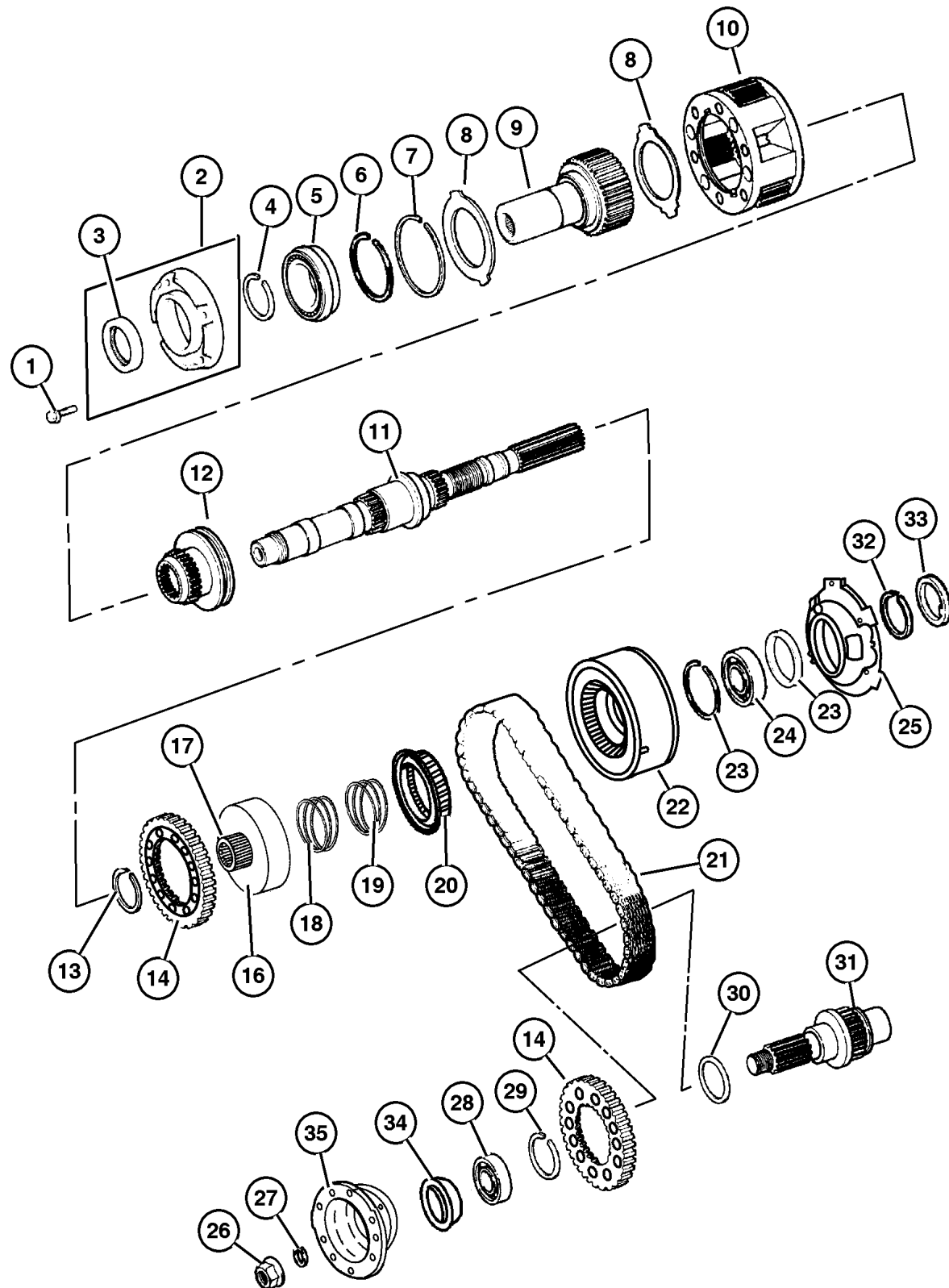
TRANSMISSION  
DGK = 4 Speed Auto, 42RE  
DGQ = 5 Speed Auto, 45RFE  
DG0 = All Automatic Trans

AR = Use as required - = Non illustrated part # = New this model year

October 1, 2003



**Gear Train Quadra Trac II on Demand [DHF]  
Figure 247-410**



ITEM	PART NUMBER	QTY	LINE	SERIES	BODY	ENGINE	TRANS	TRIM	DESCRIPTION
	5012 319AA	2	J			ER0			
		2	J			EVO			
-15	5012 316AA	2	J			ER0			SPACER, Sprocket
		2	J			EVO			
16	5012 315AA	1	J			ER0			CARRIER, Sprocket
		1	J			EVO			
17									BEARING PACKAGE, Transfer Case
	8350 3543	1	J			ER0			
		1	J			EVO			
18									SPRING, Clutch
	4798 131	1	J			ER0			
		1	J			EVO			
19									SPRING, Clutch
	4897 521AA	1	J			ER0			
		1	J			EVO			
20									CLUTCH, Oneway
	4897 520AA	1	J			ER0			
		1	J			EVO			
21									CHAIN, Transfer Case
	5012 322AB	1	J			ER0			
		1	J			EVO			
22									PUMP, Transfer Case Gear Rotor
	5012 329AA	1	J			ER0			
		1	J			EVO			
23									SNAP RING
	4446 478	2	J			ER0			
		2	J			EVO			
24									BEARING, Output Shaft
	4638 899	1	J			ER0			
		1	J			EVO			
25									PUMP, Transfer Case Oil
	5013 017AB	1	J			ER0			
		1	J			EVO			
26									NUT, Transfer Case Yoke
	4167 924	1	J			ER0			
		1	J			EVO			
27									WASHER, Transfer Case Yoke
	4210 973	1	J			ER0			
		1	J			EVO			
28									BEARING, Output Shaft

**JEEP GRAND CHEROKEE (WJ)**

SERIES  
H = Laredo  
M = Sport  
P = Limited  
S = Overland

LINE  
J = 4WD  
T = 2WD

BODY  
74 = 4 Door

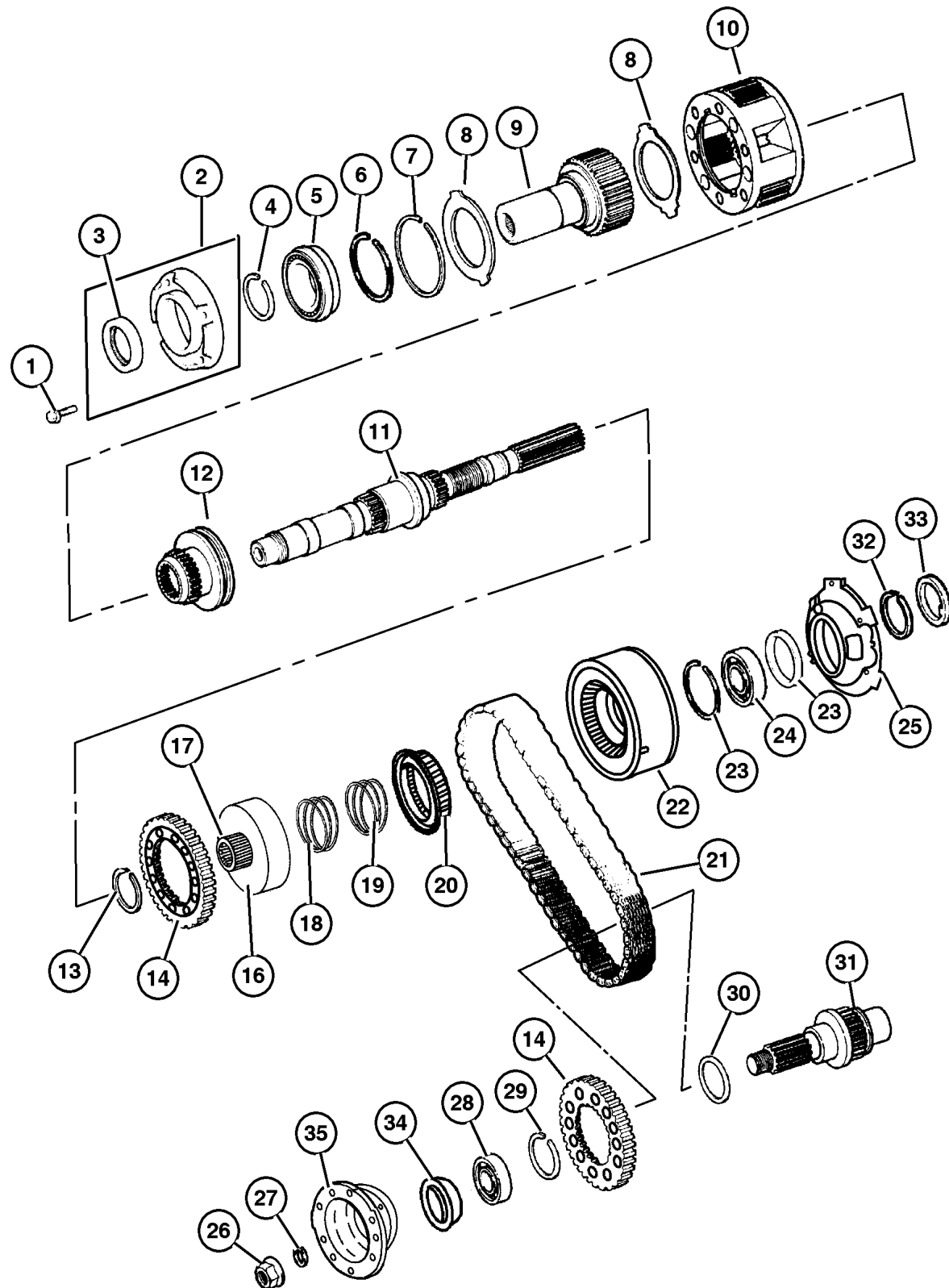
ENGINE  
ERH = 4.0L, Power Tech I-6  
EVA = 4.7L Power Tech V8  
EVC = 4.7L HO V8 MPI  
ER0 = All 4.0L 6 Cyl Gas  
EVO = All 4.7L Gas

TRANSMISSION  
DGK = 4 Speed Auto, 42RE  
DGQ = 5 Speed Auto, 45RFE  
DG0 = All Automatic Trans

AR = Use as required - = Non illustrated part # = New this model year

October 1, 2003

**Gear Train Quadra Trac II on Demand [DHF]  
Figure 247-410**



ITEM	PART NUMBER	QTY	LINE	SERIES	BODY	ENGINE	TRANS	TRIM	DESCRIPTION
	2466 224	1	J			ER0			
		1	J			EVO			
29	5012 320AA	2	J			EVO			SNAP RING
30									WASHER
	5013 014AA	1	J			ER0			
		1	J			EVO			
31									OUTPUT SHAFT, Transfer Case
	5012 321AA	1	J			ER0			
		1	J			EVO			
32									WASHER
	5013 014AA	1	J			ER0			
		1	J			EVO			
33									SNAP RING
	4446 478	2	J			ER0			
		2	J			EVO			
34									SEAL, Output Shaft
	4798 125	1	J			ER0			
		1	J			EVO			
35									YOKE, Transfer Case
	5012 308AA	1	J			ER0			
	5019 514AA	1	J			EVO			

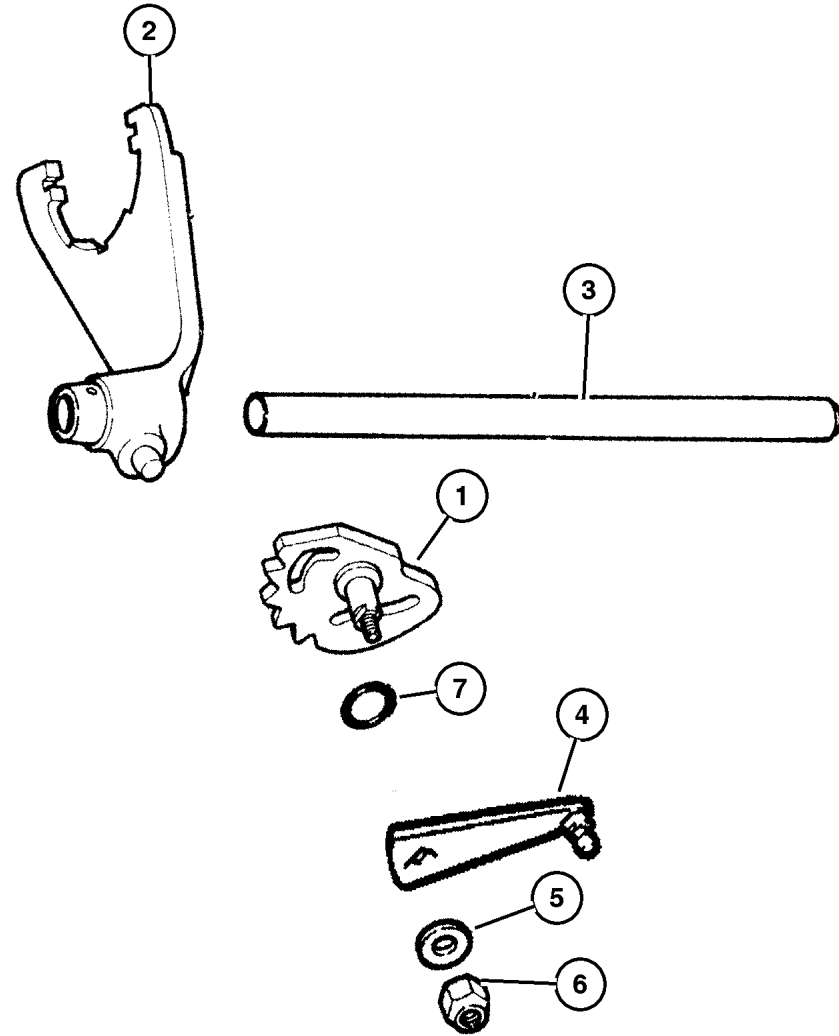
**JEEP GRAND CHEROKEE (WJ)**

SERIES	LINE	BODY	ENGINE	TRANSMISSION
H = Laredo	J = 4WD	74 = 4 Door	ERH = 4.0L, Power Tech I-6	DGK = 4 Speed Auto, 42RE
M = Sport	T = 2WD		EVA = 4.7L Power Tech V8	DGQ = 5 Speed Auto, 45RFE
P = Limited			EVC = 4.7L HO V8 MPI	DG0 = All Automatic Trans
S = Overland			ER0 = All 4.0L 6 Cyl Gas	
			EVO = All 4.7L Gas	

AR = Use as required - = Non illustrated part # = New this model year

October 1, 2003

Fork and Rails Quadra Trac II on Demand [DHF]  
Figure 247-910



ITEM	PART NUMBER	QTY	LINE	SERIES	BODY	ENGINE	TRANS	TRIM	DESCRIPTION
1	5012 312AA	1	J			ER0			SECTOR, Transfer Case
		1	J			EVO			
2	4798 136	1	J			ER0			FORK, Range
		1	J			EVO			
3	4798 135	1	J			ER0			RAIL, Transfer Case
		1	J			EVO			
4	5012 333AA	1	J			ER0			LEVER, Transfer Case
		1	J			EVO			
5	S243 6163	1	J			ER0			WASHER, Flat
		1	J			EVO			
6	6030 310	1	J			ER0			NUT
		1	J			EVO			
7	4167 963	1	J			ER0			SEAL, O-Ring
		1	J			EVO			

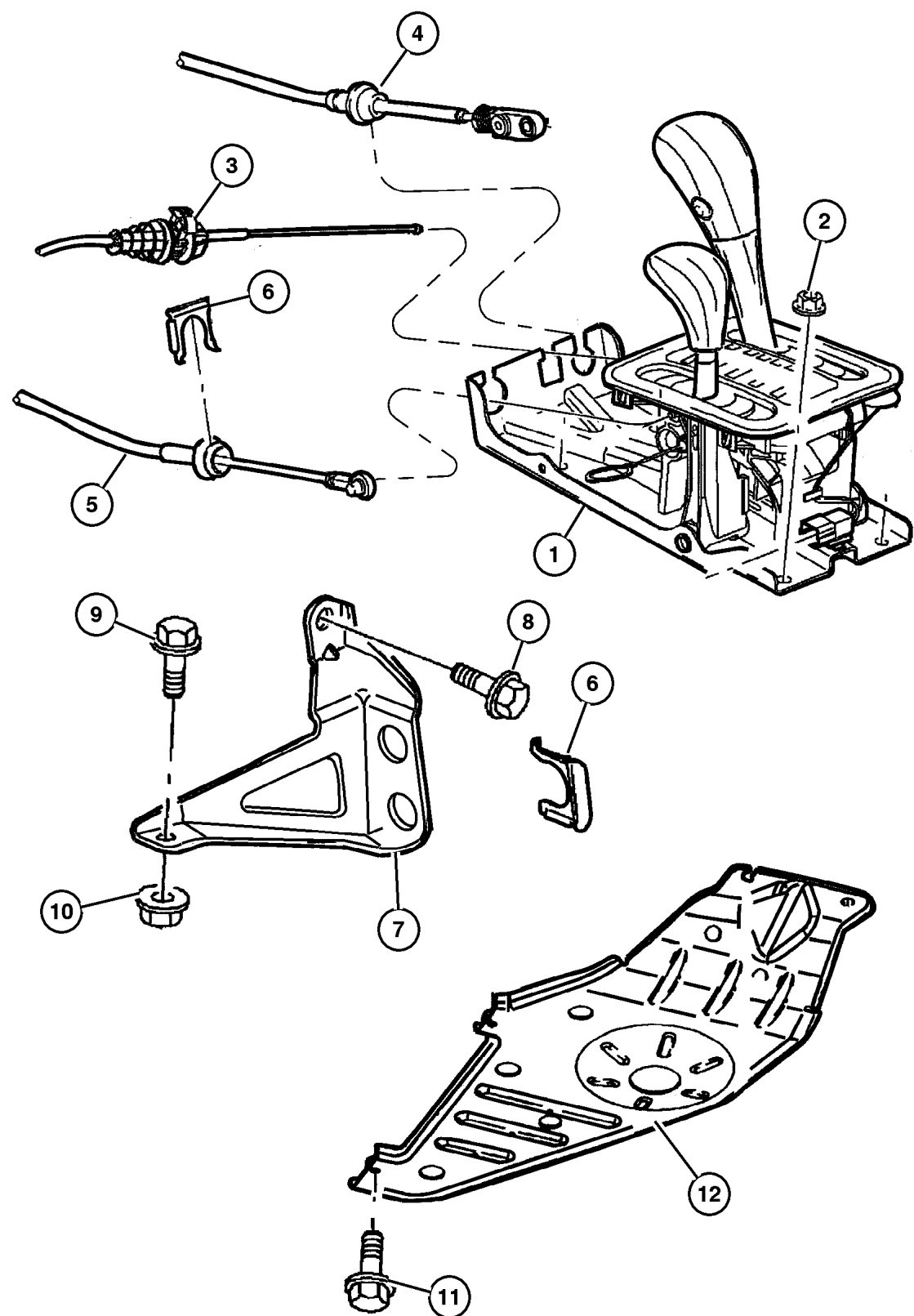
JEEP GRAND CHEROKEE (WJ)

SERIES	LINE	BODY	ENGINE	TRANSMISSION
H = Laredo	J = 4WD	74 = 4 Door	ERH = 4.0L, Power Tech I-6	DGK = 4 Speed Auto, 42RE
M = Sport	T = 2WD		EVA = 4.7L Power Tech V8	DGQ = 5 Speed Auto, 45RFE
P = Limited			EVC = 4.7L HO V8 MPI	DG0 = All Automatic Trans
S = Overland			ER0 = All 4.0L 6 Cyl Gas	
			EVO = All 4.7l Gas	

AR = Use as required - = Non illustrated part # = New this model year

October 1, 2003

**Gearshift Controls Quadra Trac II on Demand [DHF]  
Figure 247-1210**



ITEM	PART NUMBER	QTY	LINE	SERIES	BODY	ENGINE	TRANS	TRIM	DESCRIPTION
NOTES: Sales Codes									
[DGK] = 42RE 4 Speed Automatic Transmissions									
[DGQ] = 45RFE 5 Speed Automatic Transmissions									
[DG0] = All Automatic Transmissions									
[ER0] = All 4.0L Gas Engines									
[EVO] = All 4.7L Gas Engines									
1	52109 672AB	1	J			ER0, EVO	DGK, DGQ		HOUSING AND LEVER, Shifter
2	6506 929AA	1				ER0, EVO			NUT, Hex Flange Lock, M8x1.25
3	52109 606AA	1					DG0		CABLE, Park Interlock
4	#52104 060AE	1					DG0		CABLE, Gearshift Control
5	52104 218AB	1	J				DG0		CABLE, Gearshift Control
6	4269 830	2	J						CLIP, Cable
7									BRACKET, Torque Shaft
	5210 4219	1	J				DGK		
	52104 220AB	1	J				DGQ		
8	6503 119	4							SCREW AND WASHER, Hex Head, M10x1.5x40
9	6101 054	1	J				DGK		BOLT AND WASHER, Hex Head, M10x1.5x40
10	6503 231	1	J				DGK		NUT, Brake Line
11	6503 571	4							SCREW AND WASHER, M10x1. 50x35
12	5205 8922	1	J						SKID PLATE, Transfer Case

**JEEP GRAND CHEROKEE (WJ)**

SERIES	LINE	BODY	ENGINE	TRANSMISSION
H = Laredo	J = 4WD	74 = 4 Door	ERH = 4.0L, Power Tech I-6	DGK = 4 Speed Auto, 42RE
M = Sport	T = 2WD		EVA = 4.7L Power Tech V8	DGQ = 5 Speed Auto, 45RFE
P = Limited			EVC = 4.7L HO V8 MPI	DG0 = All Automatic Trans
S = Overland			ER0 = All 4.0L 6 Cyl Gas	
			EVO = All 4.7L Gas	

AR = Use as required - = Non illustrated part # = New this model year

October 1, 2003

# Group – 022

## Wheels, Covers and Jacks

### GROUP 22 - Wheels, Covers and Jacks

Illustration Title

Group-Fig. No.

#### Wheels and Hardware

Wheels and Hardware ..... Fig. 022-130

#### Wheel Covers and Center Caps

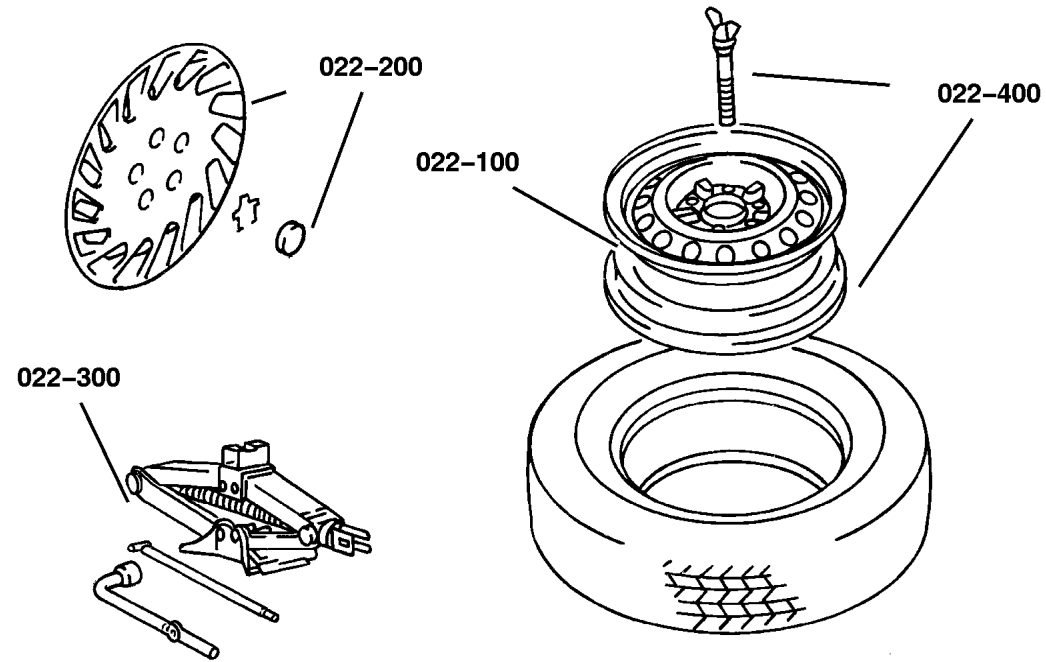
Caps, Wheel Cover and center ..... Fig. 022-230


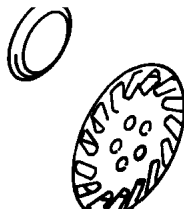
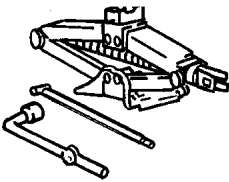

#### Jack Stowage

Jack Stowage ..... Fig. 022-330


#### Spare Tire Stowage

Spare Wheel Stowage ..... Fig. 022-460



<p><b>022-100</b> Wheels and Hardware</p> 	<p><b>022-200</b> Wheel Covers and Center Caps</p> 	<p><b>022-300</b> Jack Stowage</p> 	<p><b>022-400</b> Spare Tire Stowage</p> 
---	--	---	--

## Wheels and Hardware Figure 022-130



ITEM	PART NUMBER	QTY	LINE	SERIES	BODY	ENGINE	TRANS	TRIM	DESCRIPTION
------	-------------	-----	------	--------	------	--------	-------	------	-------------

Note: Sales Code WDR,WDS = 16x7.0 Aluminum Wheel

Note: Sales Code WGP = 17x7.5 Cast Aluminum

Note: Sales Code WFZ = 17 x 7.5 Aluminum, 7 Spoke

1	5EZ98 TAEAB	4							WHEEL, Aluminum 16x7, [WDS]
	5EZ99 PAKAC	4							16x7, [WDR], Silver
	5EZ99 WK3AD	1							16x7, [WDR], Camel
2	#5HE38 TAEAB	4							WHEEL, Aluminum 17x7.5, [WGP], After 4-22-02
	5HE38 PAKAA	1							17x7.5, [WGP], Up To 4-22-02
3	5HF55 XZAAA	4							WHEEL, Aluminum, 17x7.5, [WF9]
-4	52080 260AA	4							WHEEL, Aluminum 17x7.5, [WGM]
	#52080 333AA	4							17x7.5, [WGW]
5	6036 310AA	20							NUT, Wheel, .50x20
-6	4766 601AA	1							WHEEL, Steel 17x7.5, [WF1]
	5208 8446	1							16x7, [WDQ]
7	2073 355	5							STEM, Wheel Valve
8									WEIGHT, Wheel Balance Tape, (NOT SERVICED) (Not Serviced)
-9	52088 990AC	5							SENSOR, Tire Pressure, valve stem
-10	52109 664AA	1							MAGNET
-11	52088 961AA	5							NUT
-12	5083 124AA	5							CAP, Valve Stem, Chrome
-13	5083 123AA	5							GROMMET
-14	4897 346AA	5							VALVE CORE, WHEEL SENSOR VALVE, ALUMINUM


### JEEP GRAND CHEROKEE (WJ)

SERIES	LINE	BODY	ENGINE	TRANSMISSION
H = Laredo	J = 4WD	74 = 4 Door	ERH = 4.0L, Power Tech I-6	DGK = 4 Speed Auto, 42RE
M = Sport	T = 2WD		EVA = 4.7L Power Tech V8	DGQ = 5 Speed Auto, 45RFE
P = Limited			EVC = 4.7L HO V8 MPI	DG0 = All Automatic Trans
S = Overland			ER0 = All 4.0L 6 Cyl Gas	
			EVO = All 4.7L Gas	

AR = Use as required - = Non illustrated part # = New this model year

October 1, 2003

**Caps, Wheel Cover and center  
Figure 022-230**



ITEM	PART NUMBER	QTY	LINE	SERIES	BODY	ENGINE	TRANS	TRIM	DESCRIPTION
------	-------------	-----	------	--------	------	--------	-------	------	-------------

Note:

WFZ = 17 x 7.5 Aluminum  
WGP = 17 x 7.5 Aluminum  
WDR = 16 x 7.0 Aluminum  
WGM = 17 x 7.5 Aluminum  
WDS = 16 x 7.0 Aluminum

1									CAP, Wheel Center
	52080 263AA	4							[WGM]
	#52080 334AA	4							[WGW]
	52059 522AA	4							[WDR,WDS]
	5HF45 PAKAA	4							[WGP]
	5HF52 MA8AA	4							[WFZ]
	5HF52 XZAAA	4							[WF9]

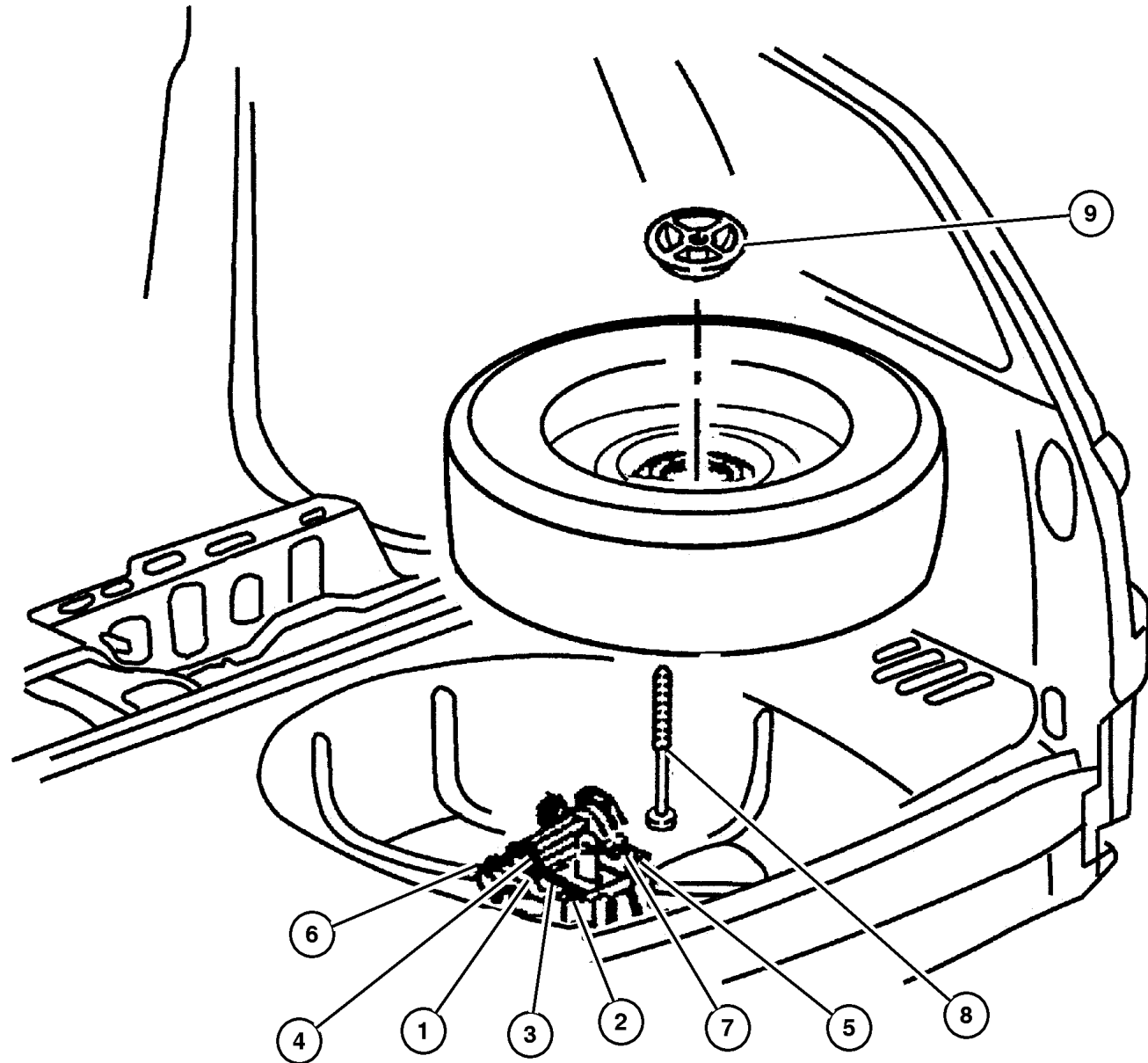
**JEEP GRAND CHEROKEE (WJ)**

SERIES	LINE	BODY	ENGINE	TRANSMISSION
H = Laredo	J = 4WD	74 = 4 Door	ERH = 4.0L, Power Tech I-6	DGK = 4 Speed Auto, 42RE
M = Sport	T = 2WD		EVA = 4.7L Power Tech V8	DGQ = 5 Speed Auto, 45RFE
P = Limited			EVC = 4.7L HO V8 MPI	DG0 = All Automatic Trans
S = Overland			ER0 = All 4.0L 6 Cyl Gas	
			EVO = All 4.7l Gas	

AR = Use as required - = Non illustrated part # = New this model year

October 1, 2003

Jack Stowage  
Figure 022-330



ITEM	PART NUMBER	QTY	LINE	SERIES	BODY	ENGINE	TRANS	TRIM	DESCRIPTION
1									JACK
	5205 9104	1							Bottle
	#52080 427AA	1							Scissor
2									EXTENSION, Jack Handle
	52059 122AB	1							Without [RCE]
	5205 9121	1							With [RCE]
3	52059 122AB	1							EXTENSION, Jack Handle
4	52059 134AA	2							BRACKET, Tool Hold Down
5	6100 048	4							NUT, Hex, M6x1.00
6	5205 9105	1							WRENCH, Wheel Lug Nut
7	52059 148AA	1							CLIP
8									J BOLT, Spare Tire Hold Down, (NOT SERVICED) (Not Serviced)
9	52059 414AC	1							CUP, Spare Tire Retention
-10	52059 137AA	1							BRACKET
-11	6503 070	1							WINGNUT, Jack and Tire Hold Down

JEEP GRAND CHEROKEE (WJ)

SERIES	LINE	BODY	ENGINE	TRANSMISSION
H = Laredo	J = 4WD	74 = 4 Door	ERH = 4.0L, Power Tech I-6	DGK = 4 Speed Auto, 42RE
M = Sport	T = 2WD		EVA = 4.7L Power Tech V8	DGQ = 5 Speed Auto, 45RFE
P = Limited			EVC = 4.7L HO V8 MPI	DG0 = All Automatic Trans
S = Overland			ER0 = All 4.0L 6 Cyl Gas	
			EVO = All 4.7l Gas	

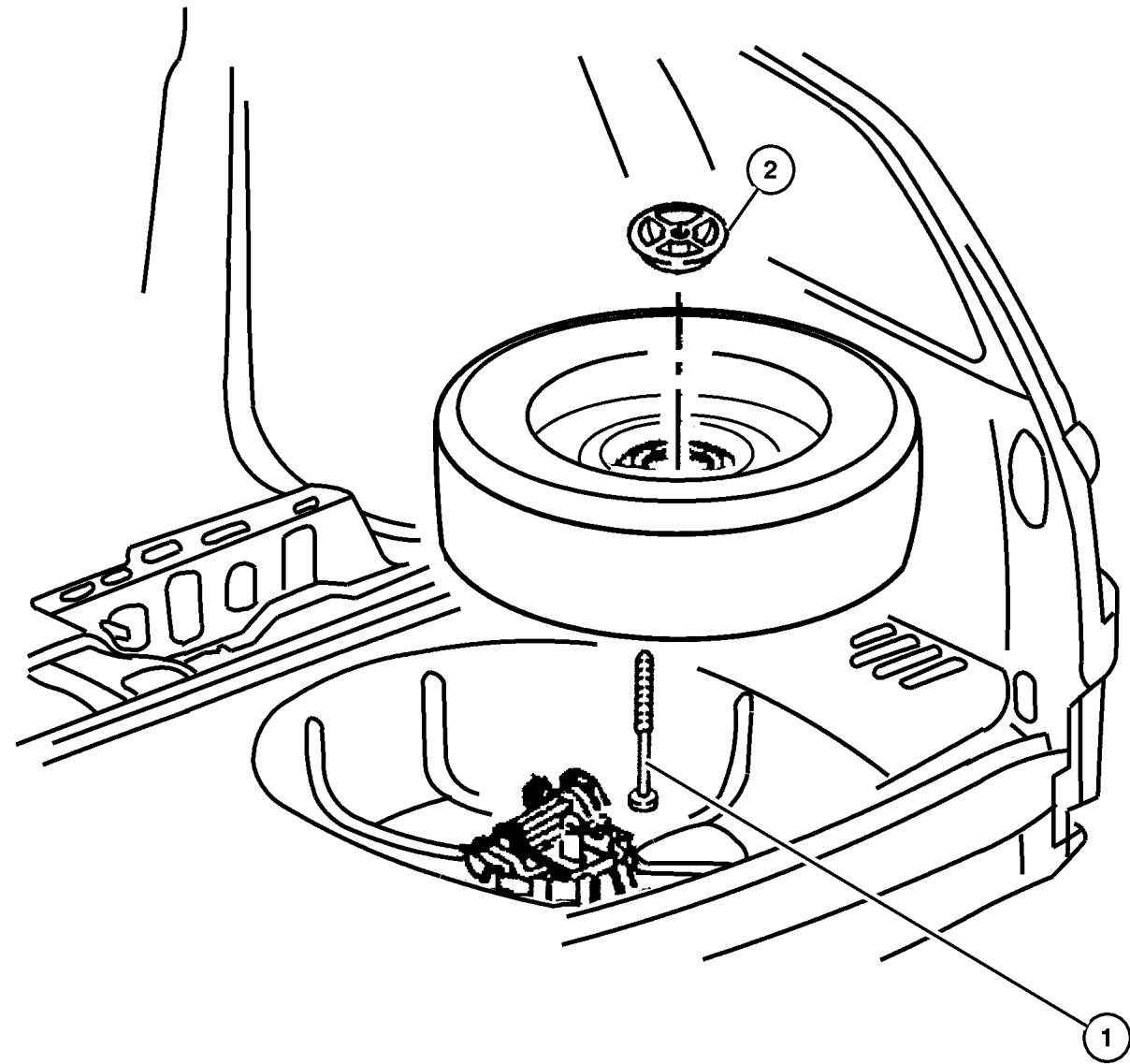
AR = Use as required - = Non illustrated part # = New this model year

October 1, 2003



Spare Wheel Stowage  
Figure 022-460

ITEM	PART NUMBER	QTY	LINE	SERIES	BODY	ENGINE	TRANS	TRIM	DESCRIPTION
1	52059 169AB	1							BOLT, J, M10x1.5x150
2	52059 414AC	1							CUP, Spare Tire Retention



<b>JEEP GRAND CHEROKEE (WJ)</b>				
SERIES	LINE	BODY	ENGINE	TRANSMISSION
H = Laredo	J = 4WD	74 = 4 Door	ERH = 4.0L, Power Tech I-6	DGK = 4 Speed Auto, 42RE
M = Sport	T = 2WD		EVA = 4.7L Power Tech V8	DGQ = 5 Speed Auto, 45RFE
P = Limited			EVC = 4.7L HO V8 MPI	DG0 = All Automatic Trans
S = Overland			ER0 = All 4.0L 6 Cyl Gas	
			EVO = All 4.7l Gas	

AR = Use as required - = Non illustrated part # = New this model year

October 1, 2003

# Group – 23D

## Wiper/Lock Cylinder and Keys

### GROUP 23D - Wiper/Lock Cylinder and Keys

Illustration Title

Group-Fig. No.

#### Lock Cylinders and Keys

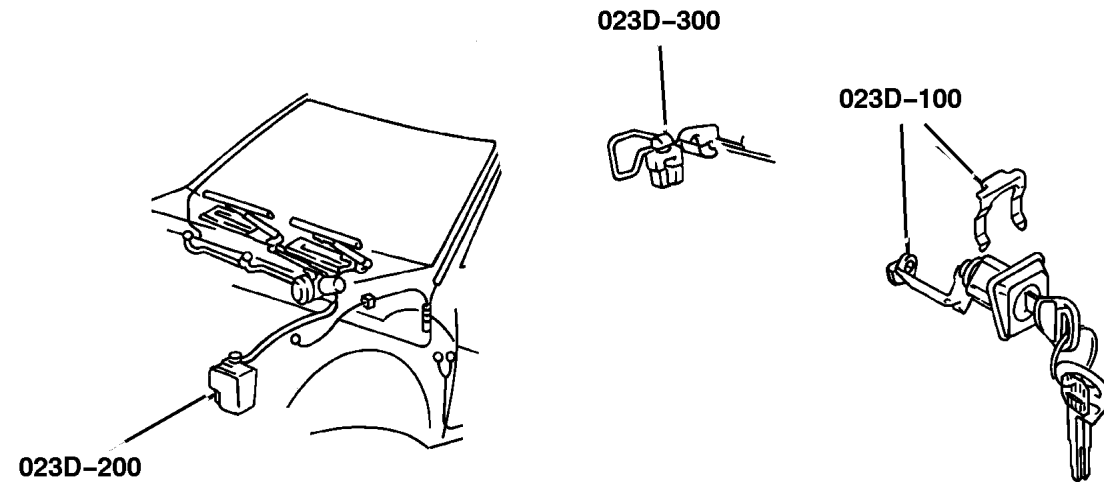
Lock Cylinder & Keys ..... Fig. 23D-130

#### Windshield Wiper and Washer Systems

Windshield Wiper & Washer ..... Fig. 23D-230

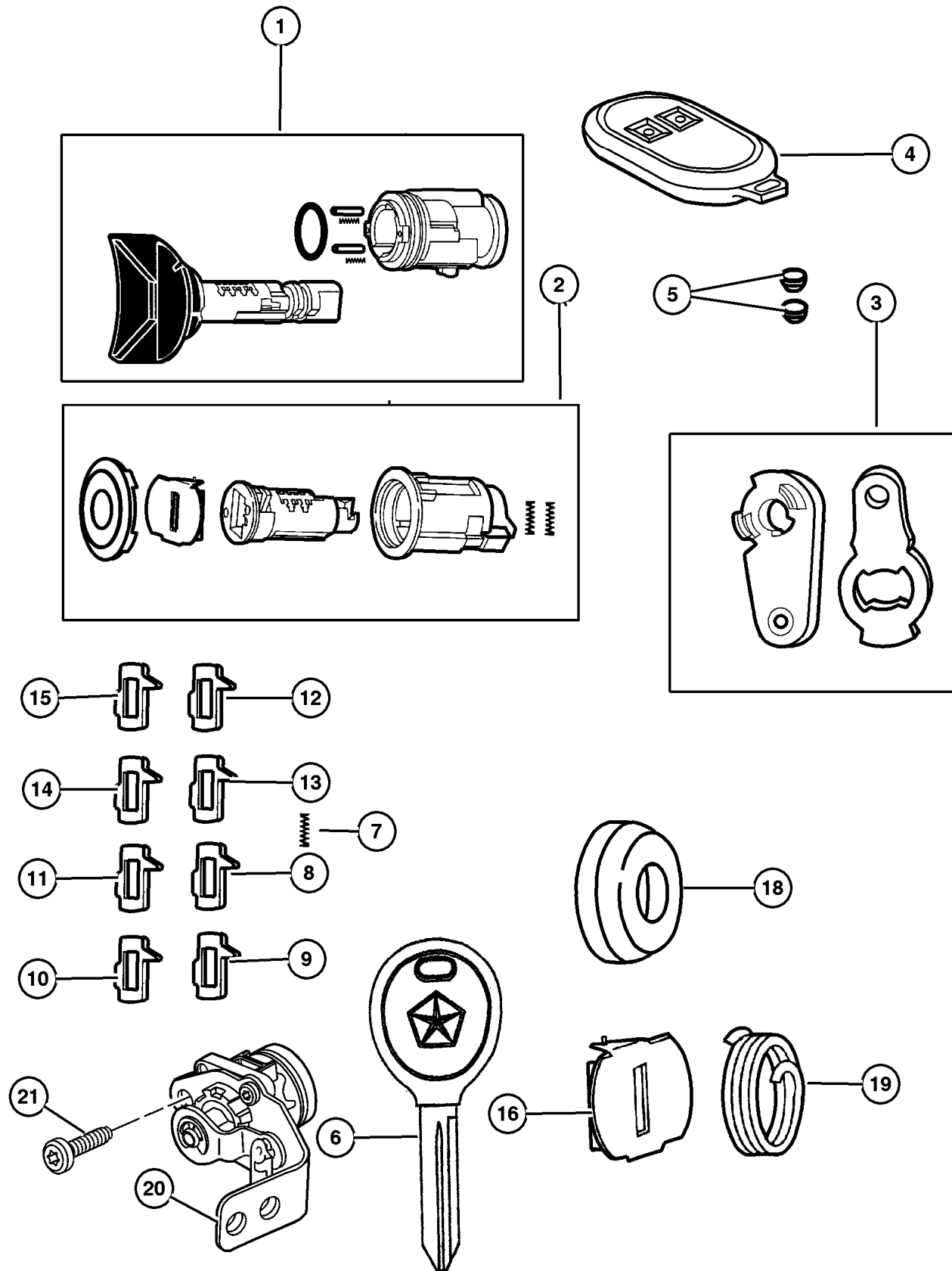
#### Rear Wiper and Washer System

Rear Wiper & Washer System ..... Fig. 23D-330



<p><b>23D-100</b> Lock Cylinders and Keys</p>	<p><b>23D-200</b> Windshield Wiper and Washer Systems</p>	<p><b>23D-300</b> Rear Wiper and Washer System</p>	
---	---	--	--

## Lock Cylinder & Keys Figure 23D-130



ITEM	PART NUMBER	QTY	LINE	SERIES	BODY	ENGINE	TRANS	TRIM	DESCRIPTION
1	5083 915AA	1							CYLINDER, Ignition Lock
2	5013 682AA	1							CYLINDER, Door Lock
3	55136 554AA	1							LEVER, Door Lock Cylinder
4	56036 859AD	1							TRANSMITTER, Keyless Entry Frequency 315 (#1) Primary Driver
	56036 860AD	1							Frequency 433 (#2) Secondary Driver
5	8350 4802	1							BATTERY, Transmitter
6	5018 699AA	1							KEY, Master
7	5010 883AB	1							SPRING, Ignition Tumbler, Sidebar
8	4778 117	1							TUMBLER, Door and Deck Number 1, Wide
9	4778 118	1							TUMBLER, Door and Deck Number 2, Wide
10	4778 119	1							TUMBLER, Door and Deck Number 3, Wide
11	4778 120	1							TUMBLER, Door and Deck Number 4, Wide
12	5010 879AA	1							TUMBLER, Ignition Number 1, Sidebar
13	5010 880AA	1							TUMBLER, Ignition Number 2, Sidebar
14	5010 881AA	1							TUMBLER, Ignition Number 3, Sidebar
15	5010 882AA	1							TUMBLER, Ignition Number 4, Sidebar
16	4778 150	1							SHUTTER, Door, Deck and Liftgate, Bright
-17	5019 605AA	1							SHUTTER, Lock Cylinder
18	4778 149	1							CAP, Door Lock Cylinder, Bright
19	4778 121	1							SPRING, Door and Deck Tumbler
20	55136 763AA	1							BRACKET, Security
21	5013 808AA	1							SCREW, Security Bracket Mounting
-22	55136 557AA	1							SWITCH, Security Alarm
-23	4686 665AC	1							MODULE, Immobilizer
-24	4378 793	1	J						SPRING, Cylinder Return

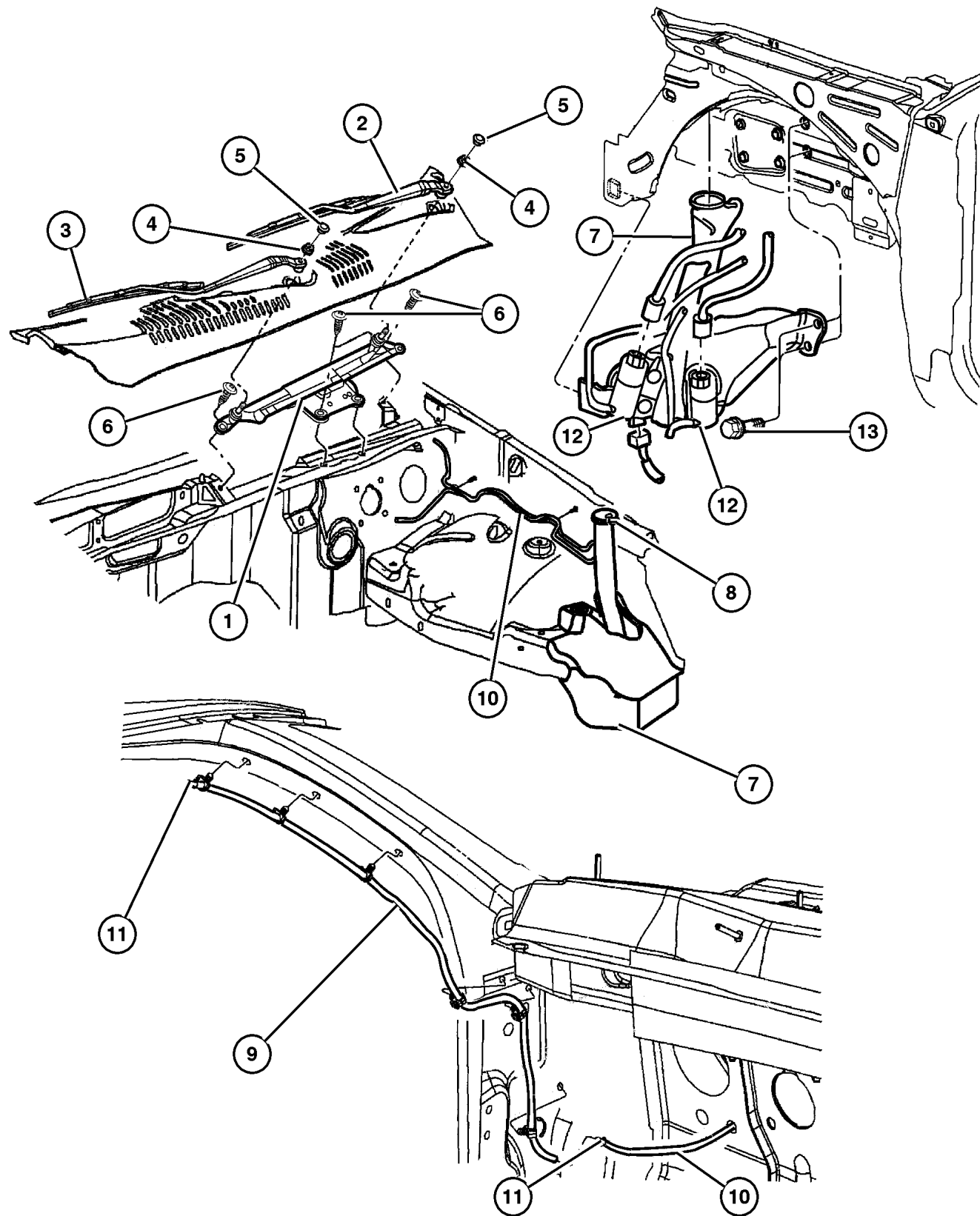
### JEEP GRAND CHEROKEE (WJ)

SERIES	LINE	BODY	ENGINE	TRANSMISSION
H = Laredo	J = 4WD	74 = 4 Door	ERH = 4.0L, Power Tech I-6	DGK = 4 Speed Auto, 42RE
M = Sport	T = 2WD		EVA = 4.7L Power Tech V8	DGQ = 5 Speed Auto, 45RFE
P = Limited			EVC = 4.7L HO V8 MPI	DG0 = All Automatic Trans
S = Overland			ER0 = All 4.0L 6 Cyl Gas	
			EVO = All 4.7L Gas	

AR = Use as required - = Non illustrated part # = New this model year

October 1, 2003

## Windshield Wiper & Washer Figure 23D-230



ITEM	PART NUMBER	QTY	LINE	SERIES	BODY	ENGINE	TRANS	TRIM	DESCRIPTION
Notes:									
	[ER0]=4.0L Engine								
	[EV0]=4.7L Engine								
1	55155 092AD	1							MODULE, Wiper, Wiper Motor Included
2	5012 605AB	1							ARM, Wiper Left
	5012 606AB	1							Right
3	5012 611AB	1							BLADE, Wiper, Right or Left
4	6503 335	2							NUT, Hex, M10X1.25
5	55155 765AA	2							CAP, Wiper Arm Nut
6	6100 568	4							BOLT AND WASHER, Implement Attaching
7	5069 421AA	1							RESERVOIR, Washer
8	5012 603AA	1							CAP, Washer Reservoir
9	55155 522AD	1							HOSE, Windshield Washer
10	HWV00 532AB	1							HOSE 1FT, Windshield Washer, 5/32"
11	4778 224	1							CONNECTOR, Washer Hose, In Line
12	55077 301AB	1							PUMP, Washer, Windshield
13									SCREW, .250-14x.875, (NOT SERVICED) (Not Serviced)
-14	55156 723AA	2							NOZZLE, Washer, Windshield
-15	4882 797	1							SENSOR, Washer Fluid Level
-16	5013 755AA	1							GROMMET, Washer Reservoir, Sensor Grommet
-17	5011 809AA	1							GROMMET, Windshield Washer Pump, Pump Grommet
-18	3799 520	2							GROMMET, Hose to Reservoir
-19	55155 694AB	1							HOSE, Washer Reservoir
-20	4805 409AA	1							CLIP, Washer Hose

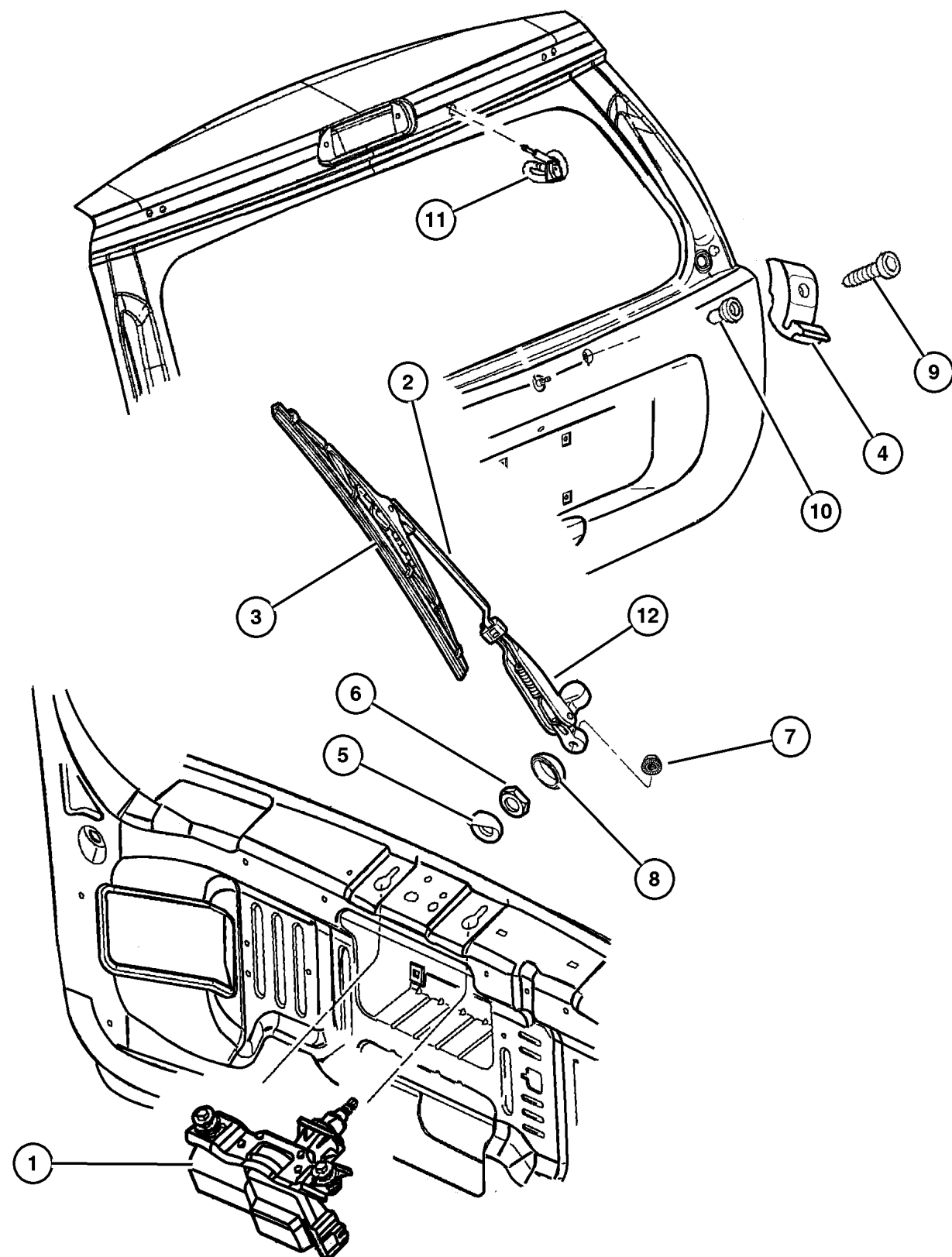
### JEEP GRAND CHEROKEE (WJ)

SERIES	LINE	BODY	ENGINE	TRANSMISSION
H = Laredo	J = 4WD	74 = 4 Door	ERH = 4.0L, Power Tech I-6	DGK = 4 Speed Auto, 42RE
M = Sport	T = 2WD		EVA = 4.7L Power Tech V8	DGQ = 5 Speed Auto, 45RFE
P = Limited			EVC = 4.7L HO V8 MPI	DG0 = All Automatic Trans
S = Overland			ER0 = All 4.0L 6 Cyl Gas	
			EVO = All 4.7L Gas	

AR = Use as required - = Non illustrated part # = New this model year

October 1, 2003

## Rear Wiper & Washer System Figure 23D-330



ITEM	PART NUMBER	QTY	LINE	SERIES	BODY	ENGINE	TRANS	TRIM	DESCRIPTION
1	55155 122AF	1							MOTOR, Wiper
2	#5102 882AA	1							ARM, Liftgate Wiper
3	#5102 881AA	1							BLADE, Wiper
4	5515 5124	1							RAMP, Wiper Park
5	5515 5358	1							BEZEL, Wiper Motor
6	6502 263	1							NUT, Hex, M20x1.00
7	6500 165	1							NUT, Wiper Arm
8	5507 6650	1							COVER, Rear Wiper Motor, Nut
9	6505 062AA	1							SCREW, Pilot Point
10	6503 245	1							RIVET, Ramp Attaching
11	55155 201AC	1							NOZZLE, Washer, Windshield
12	#55077 097AC	1							CAP, Wiper Arm Nut
-13	55077 241AB	1							PUMP, Washer, Windshield
-14	4882 797	1							SENSOR, Washer Fluid Level
-15	55155 524AB	1							HOSE, Windshield Washer, Rear Window Washers
-16	5014 217AA	1							COVER, Rear Wiper Motor

### JEEP GRAND CHEROKEE (WJ)

SERIES	LINE	BODY	ENGINE	TRANSMISSION
H = Laredo	J = 4WD	74 = 4 Door	ERH = 4.0L, Power Tech I-6	DGK = 4 Speed Auto, 42RE
M = Sport	T = 2WD		EVA = 4.7L Power Tech V8	DGQ = 5 Speed Auto, 45RFE
P = Limited			EVC = 4.7L HO V8 MPI	DG0 = All Automatic Trans
S = Overland			ER0 = All 4.0L 6 Cyl Gas	
			EVO = All 4.7l Gas	

AR = Use as required - = Non illustrated part # = New this model year

October 1, 2003

# Group – 024

## Air Conditioning & Heater

### GROUP 24 - Air Conditioning & Heater

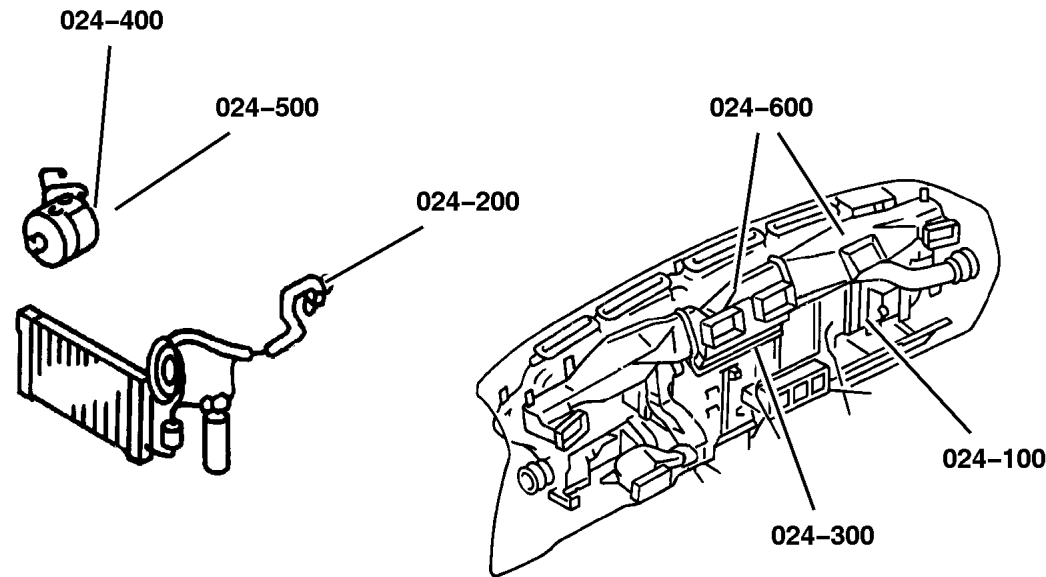


Illustration Title

Group-Fig. No.

#### Air Conditioner and Heater Units

HEVAC with Auto Temp Control, LHD ..... Fig. 024-150

HEVAC with Manual Control, LHD ..... Fig. 024-170

#### Air Conditioner and Heater Plumbing

Hoses, Heater 4.0L Engine ..... Fig. 024-240

Hoses, Heater 4.7L Engine ..... Fig. 024-245

Accumulator, Condenser and Lines 4.0L Engines ..... Fig. 024-250

Accumulator, Condenser and Lines 4.7L Engine ..... Fig. 024-255

Hevac Vacuum Engine Lines and Controls ..... Fig. 024-260

#### Air Conditioner and Heater Controls

Control, Heater and Air Conditioner ..... Fig. 024-330

#### Air Conditioning Compressor

Compressor, Air Conditioning 4.0L Engine ..... Fig. 024-410

Compressor, Air Conditioning 4.7L Engine ..... Fig. 024-420

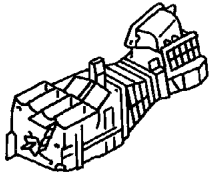
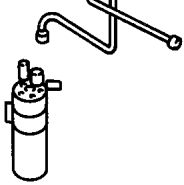
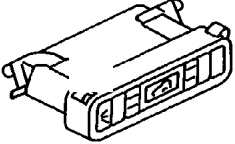
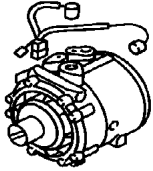

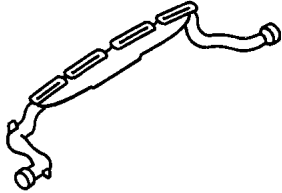
#### Air Conditioning Compressor Mounting

Compressor, Mounting 4.0L Engine ..... Fig. 024-510

Compressor, Mounting 4.7L Engine ..... Fig. 024-520

#### Air Ducts and Outlets

Air Ducts and Outlets ..... Fig. 024-610

<p><b>024-100</b> Air Conditioner and Heater Units</p> 	<p><b>024-200</b> Air Conditioner and Heater Plumbing</p> 	<p><b>024-300</b> Air Conditioner and Heater Controls</p> 	<p><b>024-400</b> Air Conditioning Compressor</p> 
<p><b>024-500</b> Air Conditioning Compressor Mounting</p> 	<p><b>024-600</b> Air Ducts and Outlets</p> 		

**HEVAC with Auto Temp Control, LHD**  
**Figure 024-150**

ITEM	PART NUMBER	QTY	LINE	SERIES	BODY	ENGINE	TRANS	TRIM	DESCRIPTION
------	-------------	-----	------	--------	------	--------	-------	------	-------------

Note: Sales Codes:

EVO = All 4.7L Gas Engines

HAF = Auto Temp Control

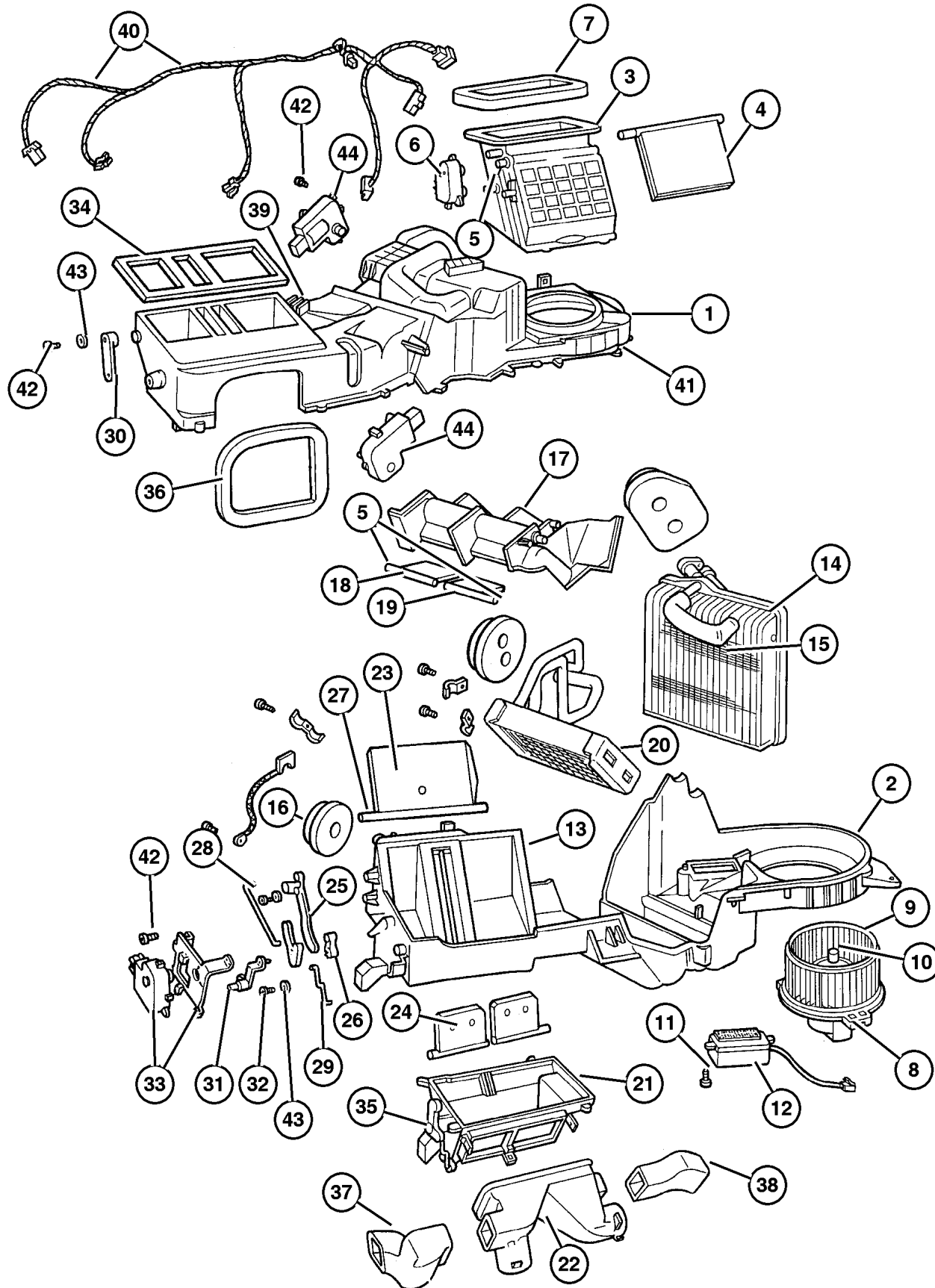
1	5073 483AB	1							CASE, Heater And A/C Unit, Upper
2									CASE, Heater And A/C Unit, Lower
	5073 487AA	1							[HAA]
	#5101 785AA	1							[HAF]
3	5012 713AC	1							HOUSING, Air Recirculating
4	5012 712AA	1							DOOR, Air Inlet
5	5012 711AA	3							LINK, Heater and Damper Control
6	5012 710AA	2							SERVO, A/C Temperature Door
7	5012 709AA	1							SEAL, Air Inlet
8									MOTOR, Blower
	5096 255AA	1							With Fan
	5096 256AA	1							
9	5012 701AB	1							FAN, Blower Motor
10	2837 680	1							CLAMP, Blower Motor Wheel
11	5012 700AA	3							SCREW, Tapping
12	5012 699AA	1							RESISTOR, Blower Motor
13	5012 698AB	1							INSULATOR, Air Conditioning
14	5073 481AB	1							EVAPORATOR, Air Conditioning
15									THERMISTOR, A/C Evaporator Air, Probe
	#5101 760AA	1							
	5073 364AA	1							Wiring Harness
16	5012 696AA	1							SEAL, Evaporator Drain
17	5012 743AA	1							HOUSING, A/C Unit
18	5012 693AA	1							DOOR, Blend Air
19	5012 692AA	1							DOOR, Blend Air
20	#5101 761AA	1							CORE, Heater
21	5012 743AA	1							HOUSING, A/C Unit
22	5012 742AB	1							COVER, Heater
23	5012 740AA	1							DOOR, Distribution Duct
24	5012 741AA	1							DOOR, Panel
25	5012 738AA	1							LEVER, Panel Door
26	5012 735AA	1							LEVER, Panel Door
27	5012 734AA	1							SHAFT, A/C and Heater Door
28	5012 733AA	1							LINK, Heater and Defroster Door
29	5012 732AA	1							SHAFT, Defroster Door
30	5012 731AA	1							LEVER, A/C Vent Defrost Door
31	5012 730AA	1							LEVER, Panel Door
32	5012 729AA	2							SCREW, Tapping

**JEEP GRAND CHEROKEE (WJ)**

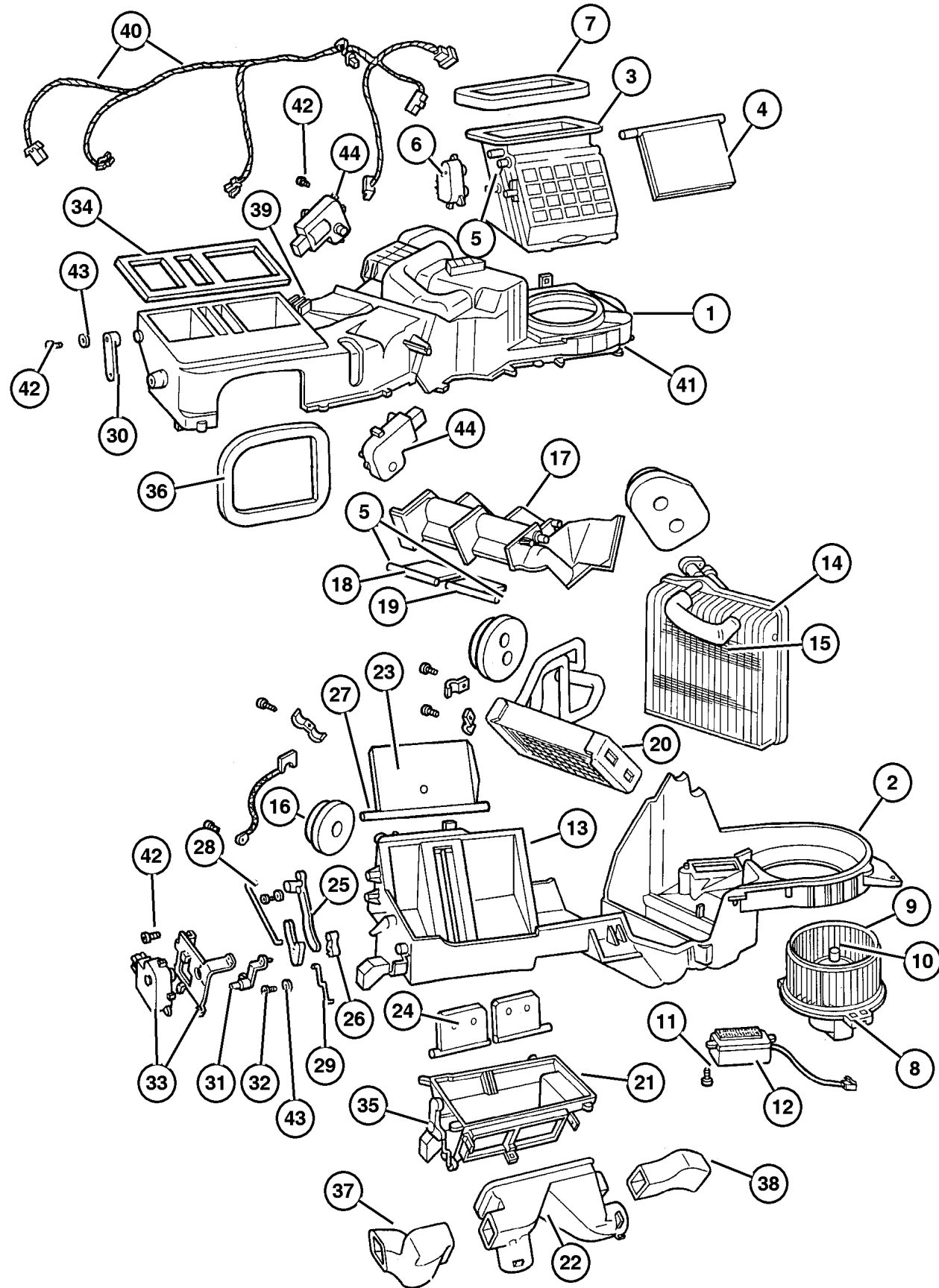
SERIES	LINE	BODY	ENGINE	TRANSMISSION
H = Laredo	J = 4WD	74 = 4 Door	ERH = 4.0L, Power Tech I-6	DGK = 4 Speed Auto, 42RE
M = Sport	T = 2WD		EVA = 4.7L Power Tech V8	DGQ = 5 Speed Auto, 45RFE
P = Limited			EVC = 4.7L HO V8 MPI	DG0 = All Automatic Trans
S = Overland			ER0 = All 4.0L 6 Cyl Gas	
			EVO = All 4.7L Gas	

AR = Use as required - = Non illustrated part # = New this model year

October 1, 2003



HEVAC with Auto Temp Control, LHD  
Figure 024-150



ITEM	PART NUMBER	QTY	LINE	SERIES	BODY	ENGINE	TRANS	TRIM	DESCRIPTION
33	5012 728AA	1							SERVO, Mode Door
34	5012 727AA	1							SEAL, Demister
35	5012 726AA	1							SEAL, Defroster Duct
36	5015 354AA	1							SEAL, Panel
37	5012 722AD	1							DUCT, Floor Distribution
38	5012 722AD	1							DUCT, Floor Distribution
39	5012 721AA	1							SEAL, Air Conditioning Unit
40	5073 485AA	1							HARNASS
41	4720 533	32							SCREW, Heater Housing
42	4720 534	3							SCREW, Pan Head
43	5012 756AA	5							SPRING
44	5012 710AA	2							SERVO, A/C Temperature Door

JEEP GRAND CHEROKEE (WJ)

SERIES	LINE	BODY	ENGINE	TRANSMISSION
H = Laredo	J = 4WD	74 = 4 Door	ERH = 4.0L, Power Tech I-6	DGK = 4 Speed Auto, 42RE
M = Sport	T = 2WD		EVA = 4.7L Power Tech V8	DGQ = 5 Speed Auto, 45RFE
P = Limited			EVC = 4.7L HO V8 MPI	DG0 = All Automatic Trans
S = Overland			ER0 = All 4.0L 6 Cyl Gas	
			EVO = All 4.7L Gas	

AR = Use as required - = Non illustrated part # = New this model year

October 1, 2003



HEVAC with Manual Control, LHD  
Figure 024-170

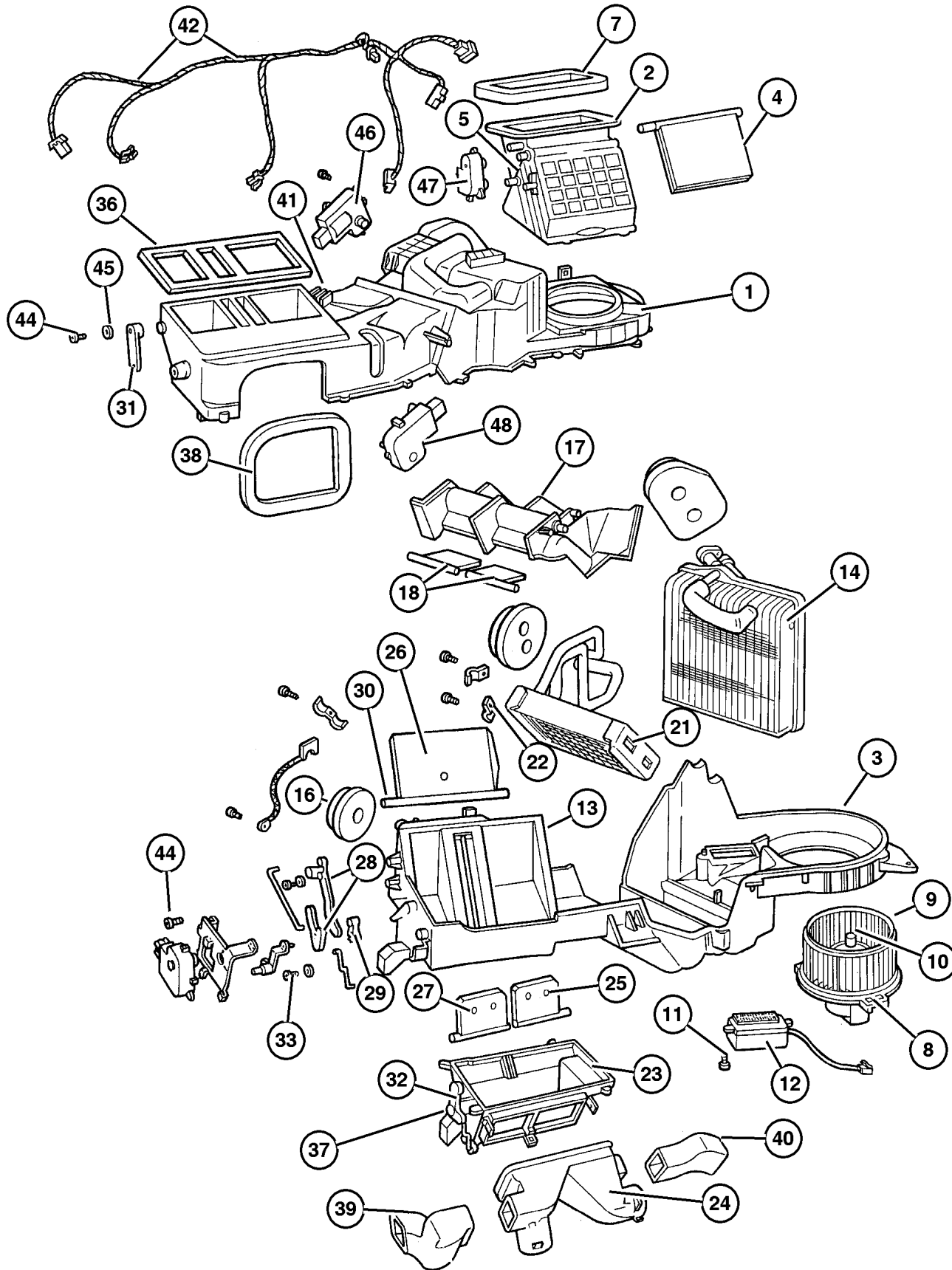
ITEM	PART NUMBER	QTY	LINE	SERIES	BODY	ENGINE	TRANS	TRIM	DESCRIPTION
Note: Sales Code									
EVO = All 4.7L Gas Engines									
HAA = Air Conditioning									
1									CASE, Heater And A/C Unit, Upper Middle
	5073 480AA	1							
	5073 483AB	1							Upper
2	5073 487AA	1							CASE, Heater And A/C Unit, Lower, Lower
3	5012 754AC	1							HOUSING, Air Recirculating
4	5012 712AA	1							DOOR, Air Inlet
5	5012 753AA	1							LEVER, A/C Recirculation Door
-6	5012 752AA	1							DIAPHRAGM, Heater and A/C Unit
7	5012 709AA	1							SEAL, Air Inlet
8	5073 486AA	1							MOTOR, Blower
9	5012 701AB	1							FAN, Blower Motor
10	2837 680	1							CLAMP, Blower Motor Wheel
11	5012 700AA	3							SCREW, Tapping
12	5014 212AA	1							RESISTOR, Blower Motor
13	5012 698AB	1							INSULATOR, Air Conditioning
14	5073 481AB	1							EVAPORATOR, Air Conditioning
-15									SEAL, A/C Evaporator
	5061 014AA	1							Small
	5061 015AA	1							Large
16	5012 696AA	1							SEAL, Evaporator Drain
17	5012 762AA	1							HOUSING, A/C Unit
18	5012 751AA	1							DOOR, Blend Air
-19	5012 711AA	3							LINK, Heater and Damper Contrl
-20	5012 750AA	1							SERVO, A/C Temperature Door
21									CORE, Heater
	5012 691AC	1							
	#5102 268AA	1							Aluminum
22	5012 745AA	1							CLAMP, Heater
23	5012 762AA	1							HOUSING, A/C Unit
24	5012 742AB	1							COVER, Heater
25	5012 741AA	1							DOOR, Panel
26	5012 740AA	1							DOOR, Distribution Duct
27	5012 739AA	1							DOOR, Floor Defroster Duct
28	5012 738AA	1							LEVER, Panel Door
29	5012 735AA	1							LEVER, Panel Door
30	5012 734AA	1							SHAFT, A/C and Heater Door
31	5012 731AA	1							LEVER, A/C Vent Defrost Door
32	5012 761AA	1							LEVER, Panel Door

JEEP GRAND CHEROKEE (WJ)

SERIES	LINE	BODY	ENGINE	TRANSMISSION
H = Laredo	J = 4WD	74 = 4 Door	ERH = 4.0L, Power Tech I-6	DGK = 4 Speed Auto, 42RE
M = Sport	T = 2WD		EVA = 4.7L Power Tech V8	DGQ = 5 Speed Auto, 45RFE
P = Limited			EVC = 4.7L HO V8 MPI	DG0 = All Automatic Trans
S = Overland			ER0 = All 4.0L 6 Cyl Gas	
			EVO = All 4.7L Gas	

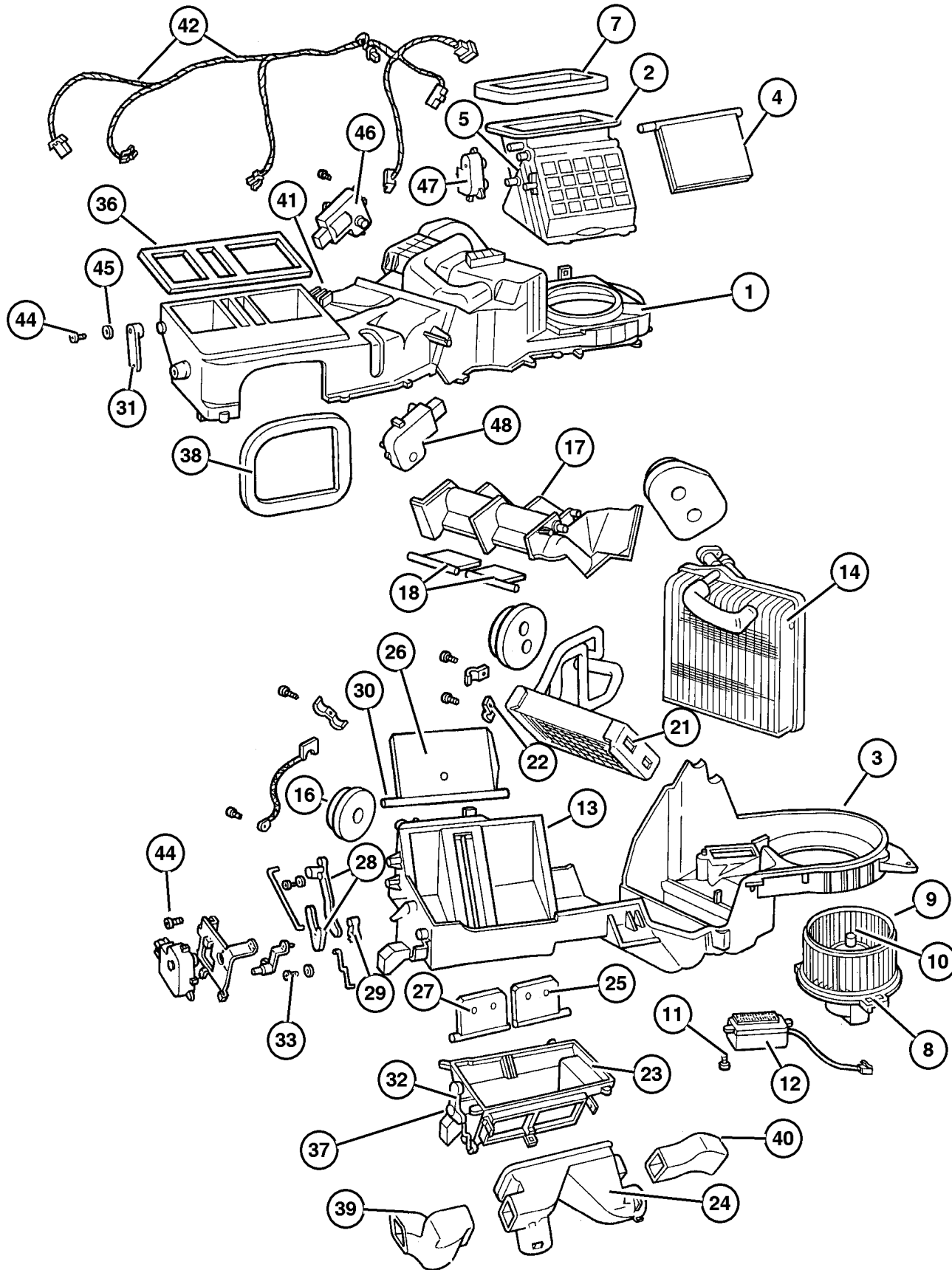
AR = Use as required - = Non illustrated part # = New this model year

October 1, 2003



**HEVAC with Manual Control, LHD**  
**Figure 024-170**

ITEM	PART NUMBER	QTY	LINE	SERIES	BODY	ENGINE	TRANS	TRIM	DESCRIPTION
33	5012 729AA	1							SCREW, Tapping
-34	5012 760AA	1							DIAPHRAGM, Heater and A/C Unit
-35	5012 759AA	1							DIAPHRAGM, Heater and A/C Unit
36	5012 727AA	1							SEAL, Demister
37	5012 726AA	1							SEAL, Defroster Duct
38	5015 355AA	1							SEAL, Panel
39	5012 722AD	1							DUCT, Floor Distribution
40	5012 722AD	1							DUCT, Floor Distribution
41	5012 721AA	1							SEAL, Air Conditioning Unit
42									THERMISTOR, A/C Evaporator Air
	#5101 760AA	1							Wiring Harness
	5073 364AA	1							TUBE, Vacuum
-43	5012 757AC	1							TUBE, Vacuum
44	4720 533	32							SCREW, Heater Housing
45	4720 534	3							SCREW, Pan Head
46	5012 756AA	5							SPRING
47	5012 750AA	1							SERVO, A/C Temperature Door
48	5012 750AA	1							SERVO, A/C Temperature Door
-49	6504 441	1				EVO			SCREW AND WASHER, HEVAC Mounting



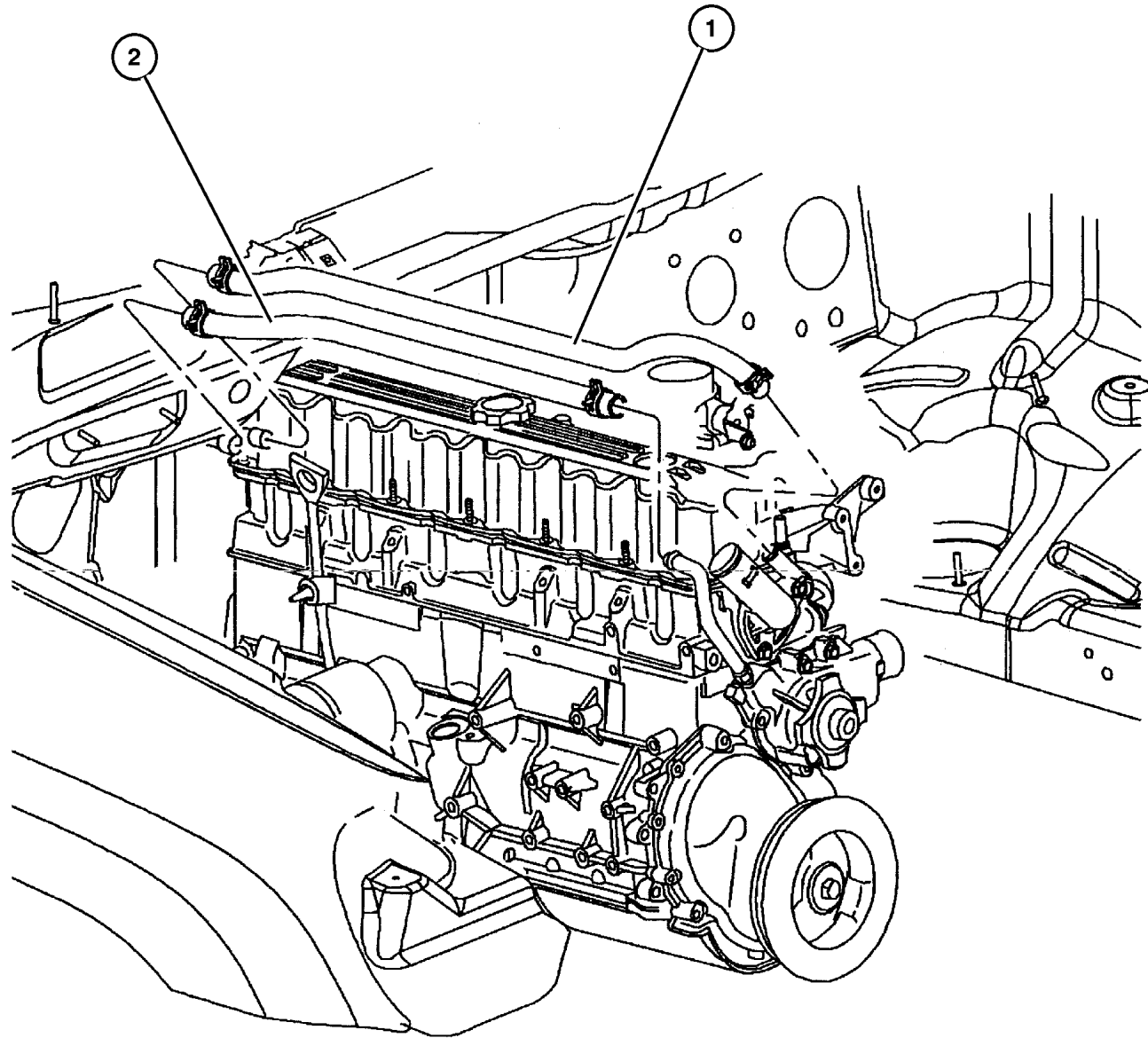
**JEEP GRAND CHEROKEE (WJ)**

<b>SERIES</b>	<b>LINE</b>	<b>BODY</b>	<b>ENGINE</b>	<b>TRANSMISSION</b>
H = Laredo	J = 4WD	74 = 4 Door	ERH = 4.0L, Power Tech I-6	DGK = 4 Speed Auto, 42RE
M = Sport	T = 2WD		EVA = 4.7L Power Tech V8	DGQ = 5 Speed Auto, 45RFE
P = Limited			EVC = 4.7L HO V8 MPI	DG0 = All Automatic Trans
S = Overland			ER0 = All 4.0L 6 Cyl Gas	
			EVO = All 4.7L Gas	

AR = Use as required - = Non illustrated part # = New this model year

October 1, 2003

Hoses, Heater 4.0L Engine  
Figure 024-240



ITEM	PART NUMBER	QTY	LINE	SERIES	BODY	ENGINE	TRANS	TRIM	DESCRIPTION
------	-------------	-----	------	--------	------	--------	-------	------	-------------

Note: Sales Code ER0 = 4.0 L Engine

1	5511 5890	1				ER0			HOSE, Heater Supply
2	5511 5897	1				ER0			HOSE, Heater Return
-3	5013 603AA	1				EVO			CLIP, Eng.
-4	HHR00 034AA	1							HOSE 1FT, Heater, 3/4"
-5	5014 206AA	1							CLAMP, Heater

JEEP GRAND CHEROKEE (WJ)

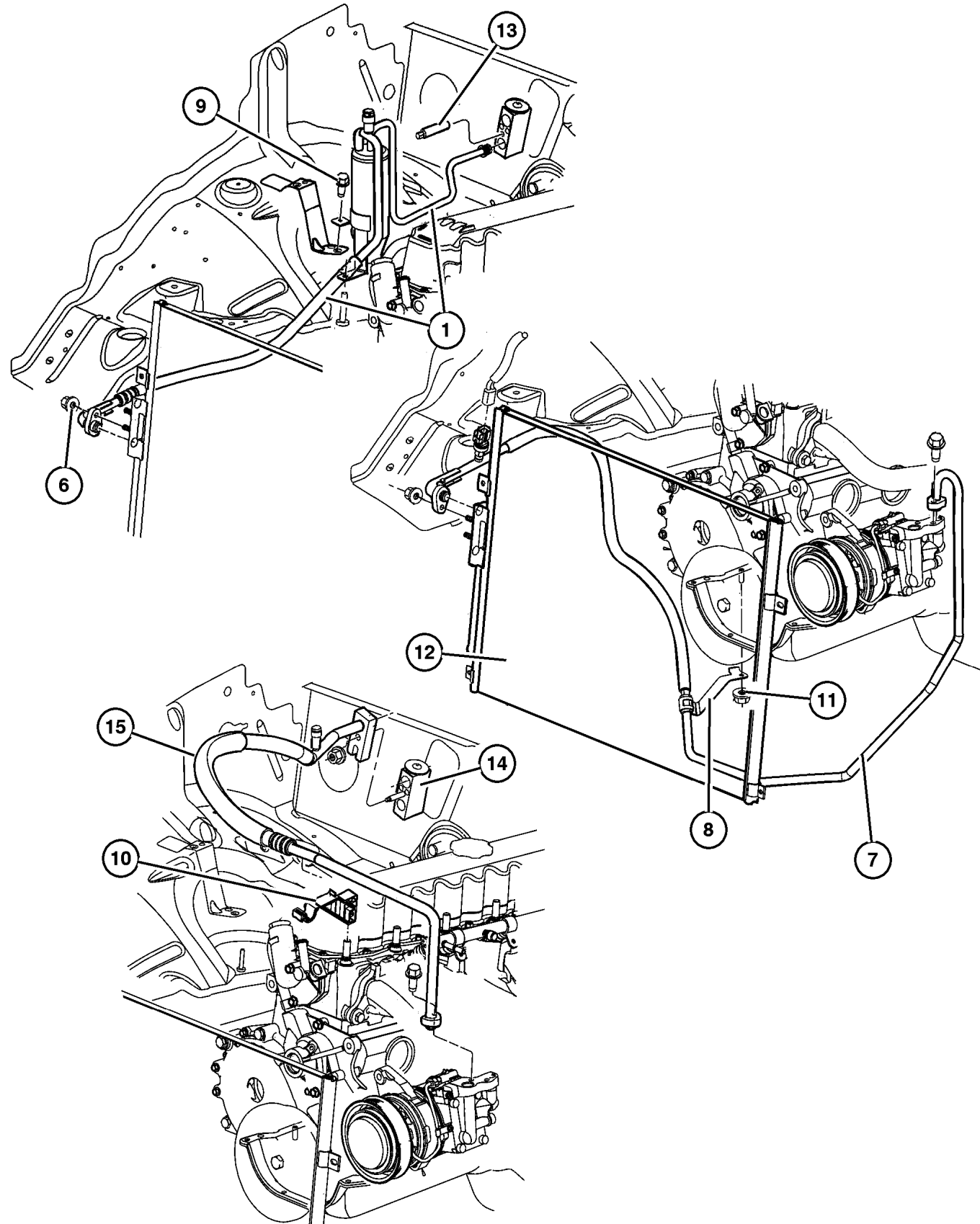
SERIES	LINE	BODY	ENGINE	TRANSMISSION
H = Laredo	J = 4WD	74 = 4 Door	ERH = 4.0L, Power Tech I-6	DGK = 4 Speed Auto, 42RE
M = Sport	T = 2WD		EVA = 4.7L Power Tech V8	DGQ = 5 Speed Auto, 45RFE
P = Limited			EVC = 4.7L HO V8 MPI	DG0 = All Automatic Trans
S = Overland			ER0 = All 4.0L 6 Cyl Gas	
			EVO = All 4.7l Gas	

AR = Use as required - = Non illustrated part # = New this model year

October 1, 2003



## Accumulator, Condenser and Lines 4.0L Engines Figure 024-250



ITEM	PART NUMBER	QTY	LINE	SERIES	BODY	ENGINE	TRANS	TRIM	DESCRIPTION
Note: Sales Code ER0 = All 4.0L Engines									
Note: Sales Code EVO = All 4.7L Gas Engines									
Note: Sales Code EX0 = All 3.1L Engines									
1	55116 560AF	1				ER0, EVO			LINE, A/C Receiver Outlet
-2	5012 981AA	1				ER0			O RING, A/C Suction Line
-3	5066 500AA	1				ER0			O RING, A/C Line
-4	5073 260AA	1				ER0			CAP
-5	5011 346AA	1				ER0			VALVE CORE, Service Port
6	6101 445	1							NUT AND WASHER, Hex Nut-Coned Washer, M8 x 1.25
7	55117 262AC	1				ER0			LINE, A/C Discharge
8	5012 988AA	1				ER0			BRACKET, A/C Line
9	6102 132AA	2							SCREW, Hex Head, M6x1x20
10	55116 419AB	1				ER0			BRACKET, Hose
11	6033 560	1				ER0			NUT AND WASHER, Hex Nut-Coned Washer, .25-20
12	55115 918AC	1				ER0			CONDENSER, Air Conditioning
13	6507 440AA	1							STUD
14	4885 974AC	1							VALVE, A/C Expansion
15	55116 555AB	1				ER0			LINE, A/C Suction

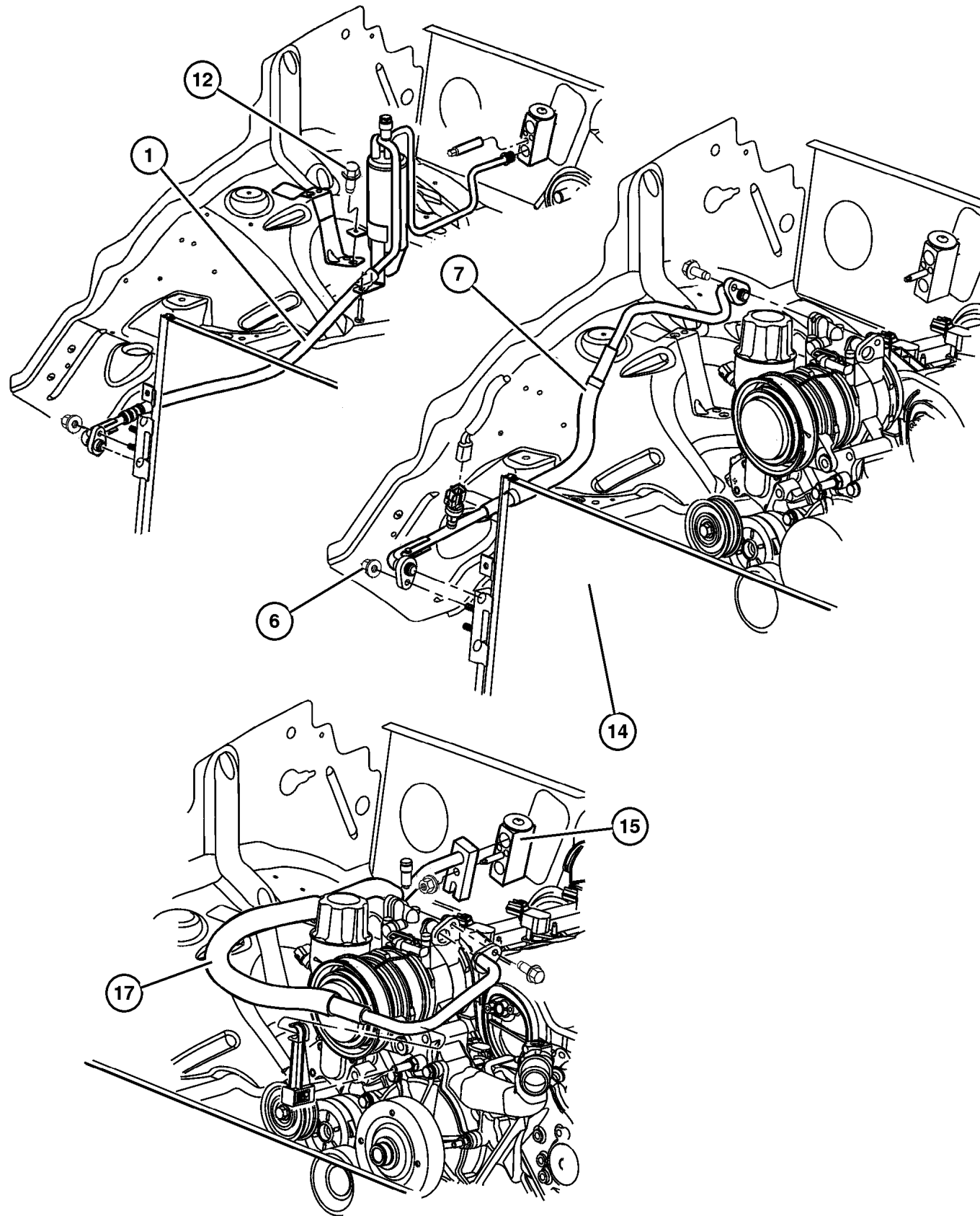
### JEEP GRAND CHEROKEE (WJ)

SERIES	LINE	BODY	ENGINE	TRANSMISSION
H = Laredo	J = 4WD	74 = 4 Door	ERH = 4.0L, Power Tech I-6	DGK = 4 Speed Auto, 42RE
M = Sport	T = 2WD		EVA = 4.7L Power Tech V8	DGQ = 5 Speed Auto, 45RFE
P = Limited			EVC = 4.7L HO V8 MPI	DG0 = All Automatic Trans
S = Overland			ER0 = All 4.0L 6 Cyl Gas	
			EVO = All 4.7L Gas	

AR = Use as required - = Non illustrated part # = New this model year

October 1, 2003

## Accumulator, Condenser and Lines 4.7L Engine Figure 024-255



ITEM	PART NUMBER	QTY	LINE	SERIES	BODY	ENGINE	TRANS	TRIM	DESCRIPTION
Note: Sales Code ER0 = All 4.0L Engines									
Note: Sales Code EVO = All 4.7L Gas Engines									
1	55116 560AD	1				ER0, EVO			LINE, A/C Receiver Outlet
-2	5073 291AA	1				ER0, EVO			O RING, A/C Line
-3	5073 292AA	1				ER0, EVO			O RING, A/C Line
-4	5073 293AA	1				ER0, EVO			CLIP
-5	5073 294AA	1				ER0, EVO			VALVE CORE, High Flow
	5073 295AA	1				ER0, EVO			Chargeport
6	6101 445	1				ER0, EVO			NUT AND WASHER, Hex Nut-Coned Washer, M8 x 1.25
7	55116 467AC	1				EVO			LINE, A/C Discharge
-8	5073 617AA	1				EVO			TRANSDUCER, Pressure Sensor
-9	5080 519AA	1				EVO			O RING, A/C Line
-10	5080 520AA	1				EVO			O RING, A/C Line
-11	5011 346AA	1				EVO			VALVE CORE, Service Port
12	6502 064	6							SCREW, Tapping, M6x1x20
-13	55116 809AA	1							LABEL, Refrigerant
14	55115 918AC	1				EVO			CONDENSER, Air Conditioning
15	4885 974AC	1							VALVE, A/C Expansion
-16	4885 802AA	1							O RING, Expansion Valve 15.54MM ID
	4885 803AA	1							10.25MM ID
17	55116 556AB	1				EVO			LINE, A/C Suction
-18	5012 981AA	1				EVO			O RING, A/C Suction Line, 5/8"
-19	5066 500AA	1				ER0			O RING, A/C Line
-20	5011 346AA	1				EVO			VALVE CORE, Service Port
-21	5073 260AA	1				EVO			CAP

### JEEP GRAND CHEROKEE (WJ)

SERIES	LINE	BODY	ENGINE	TRANSMISSION
H = Laredo	J = 4WD	74 = 4 Door	ERH = 4.0L, Power Tech I-6	DGK = 4 Speed Auto, 42RE
M = Sport	T = 2WD		EVA = 4.7L Power Tech V8	DGQ = 5 Speed Auto, 45RFE
P = Limited			EVC = 4.7L HO V8 MPI	DG0 = All Automatic Trans
S = Overland			ER0 = All 4.0L 6 Cyl Gas	
			EVO = All 4.7L Gas	

AR = Use as required - = Non illustrated part # = New this model year

October 1, 2003

## Hevac Vacuum Engine Lines and Controls Figure 024-260

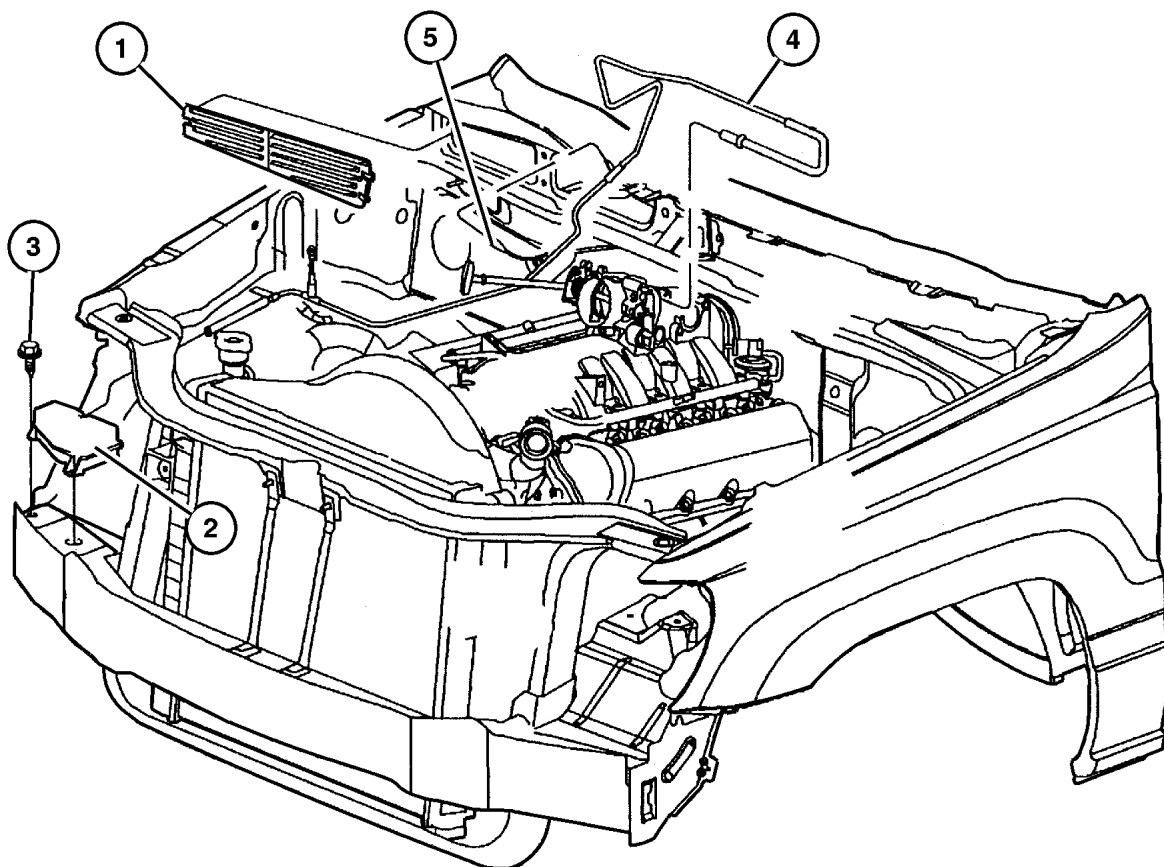
ITEM	PART NUMBER	QTY	LINE	SERIES	BODY	ENGINE	TRANS	TRIM	DESCRIPTION
------	-------------	-----	------	--------	------	--------	-------	------	-------------

Note: Sales Code ER0 = 4.0 L Engine

Note: Sales Code EX0 = 3.1 L Engine

Note: Sales Code EV0 = 4.7 L Engine

1	5511 5885	1							BAFFLE, Air
2	5511 5899	1				ER0, EV0			RESERVOIR, Vacuum
3									SCREW, Hex Flange Head Tapping, M4.8 x 1.59 x 14.00, (NOT SERVICED) (Not Serviced)
4									VACUUM HARNESS, Heater and A/C
	55115 900AE	1				EV0			
	55115 901AE	1				ER0			
5	3580 172	1							CAP, Vacuum



### JEEP GRAND CHEROKEE (WJ)

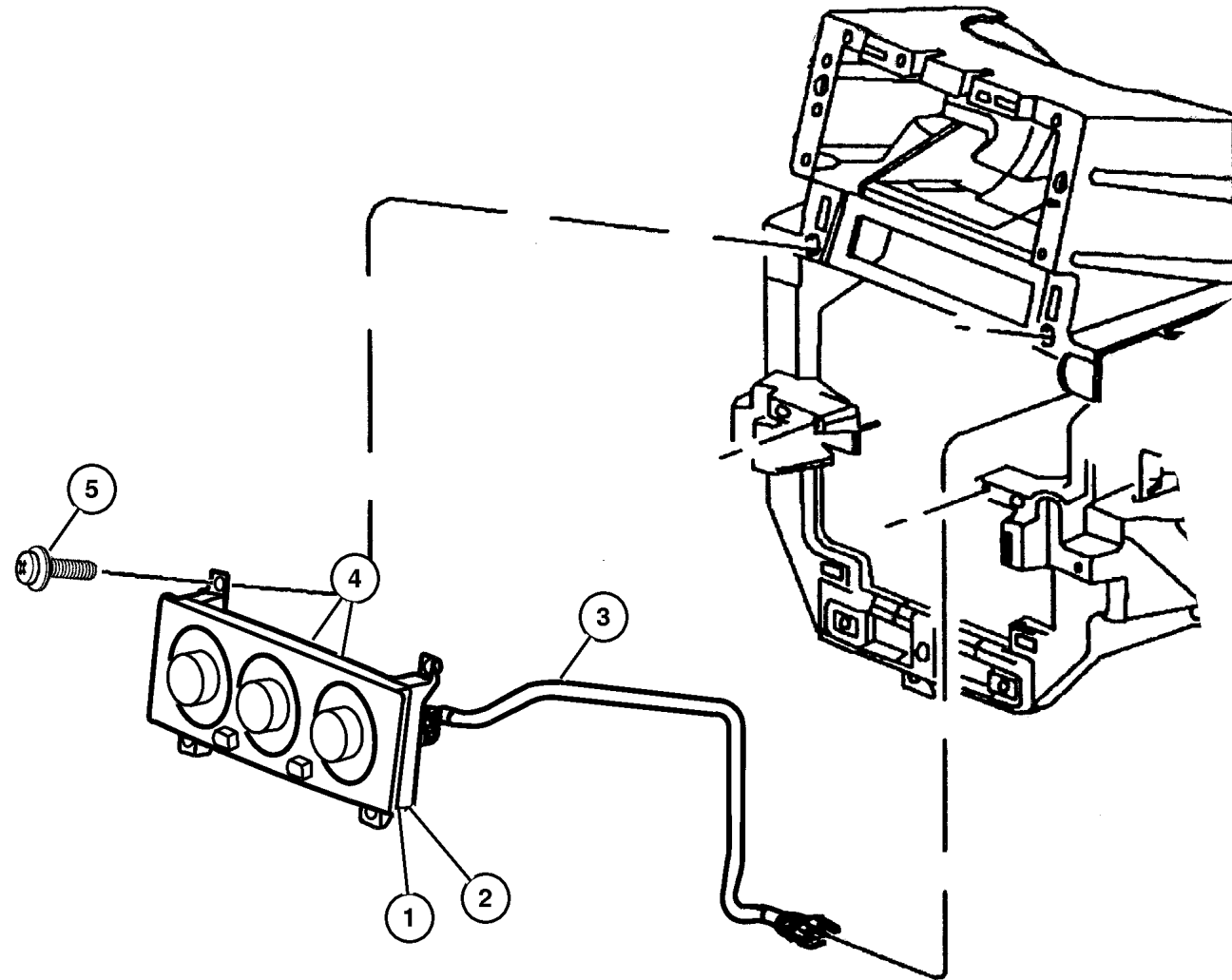
SERIES	LINE	BODY	ENGINE	TRANSMISSION
H = Laredo	J = 4WD	74 = 4 Door	ERH = 4.0L, Power Tech I-6	DGK = 4 Speed Auto, 42RE
M = Sport	T = 2WD		EVA = 4.7L Power Tech V8	DGQ = 5 Speed Auto, 45RFE
P = Limited			EVC = 4.7L HO V8 MPI	DG0 = All Automatic Trans
S = Overland			ER0 = All 4.0L 6 Cyl Gas	
			EV0 = All 4.7L Gas	

AR = Use as required - = Non illustrated part # = New this model year

October 1, 2003

**Control, Heater and Air Conditioner**  
**Figure 024-330**

ITEM	PART NUMBER	QTY	LINE	SERIES	BODY	ENGINE	TRANS	TRIM	DESCRIPTION
Note: Sales Code HAA = Air Conditioning									
Note: Sales Code HAF = Auto Temp Control									
1	55115 904AC	1							CONTROL, A/C And Heater
2	#55116 885AB	1							CONTROL, Auto Temp Control
3	5012 977AA	1							HARNES, A/C And Heater Vacuum
4	5013 124AA	2							BULB, Heater and A/C Control
5									SCREW, Tapping, (NOT SERVICED) (Not Serviced)
-6	5012 976AA	1							KNOB, ATC Control, [HAF]



**JEEP GRAND CHEROKEE (WJ)**

SERIES	LINE	BODY	ENGINE	TRANSMISSION
H = Laredo	J = 4WD	74 = 4 Door	ERH = 4.0L, Power Tech I-6	DGK = 4 Speed Auto, 42RE
M = Sport	T = 2WD		EVA = 4.7L Power Tech V8	DGQ = 5 Speed Auto, 45RFE
P = Limited			EVC = 4.7L HO V8 MPI	DG0 = All Automatic Trans
S = Overland			ER0 = All 4.0L 6 Cyl Gas	
			EVO = All 4.7l Gas	

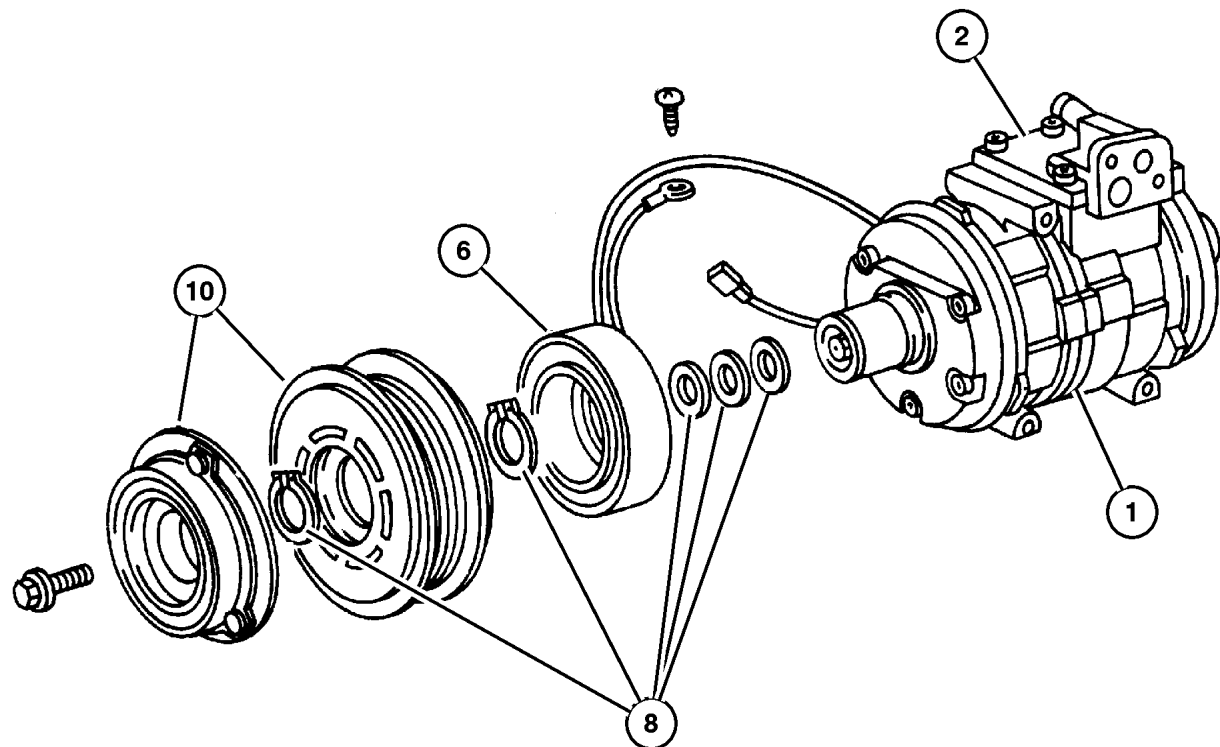
AR = Use as required - = Non illustrated part # = New this model year

October 1, 2003



**Compressor, Air Conditioning 4.0L Engine  
Figure 024-410**

ITEM	PART NUMBER	QTY	LINE	SERIES	BODY	ENGINE	TRANS	TRIM	DESCRIPTION
Note: Sales Code ER0 = 4.0 L Engine									
1	55116 807AB	1				ER0			COMPRESSOR, Air Conditioning
2	5014 413AA	1				ER0			MANIFOLD KIT, A/C Compressor
-3	4728 854	1				ER0			SEAL, Manifold To Compressor
-4	55116 423AA	1				ER0			BOLT, A/C Line Mounting
-5	5264 457	1				EVO			BOLT KIT, A/C Compressor Manifold
6	5072 863AA	1				ER0			COIL, Air Conditioning Clutch
-7	5014 415AA	1				ER0			CLUTCH, A/C Compressor, Overhaul Package
8	5264 454	1				ER0			SNAP RING KIT, A/C Clutch
-9	8230 0102	1				ER0			LUBRICANT, Oil, 75w90
10	4720 834	1				ER0			PULLEY HUB KIT, A/C Compressor



**JEEP GRAND CHEROKEE (WJ)**

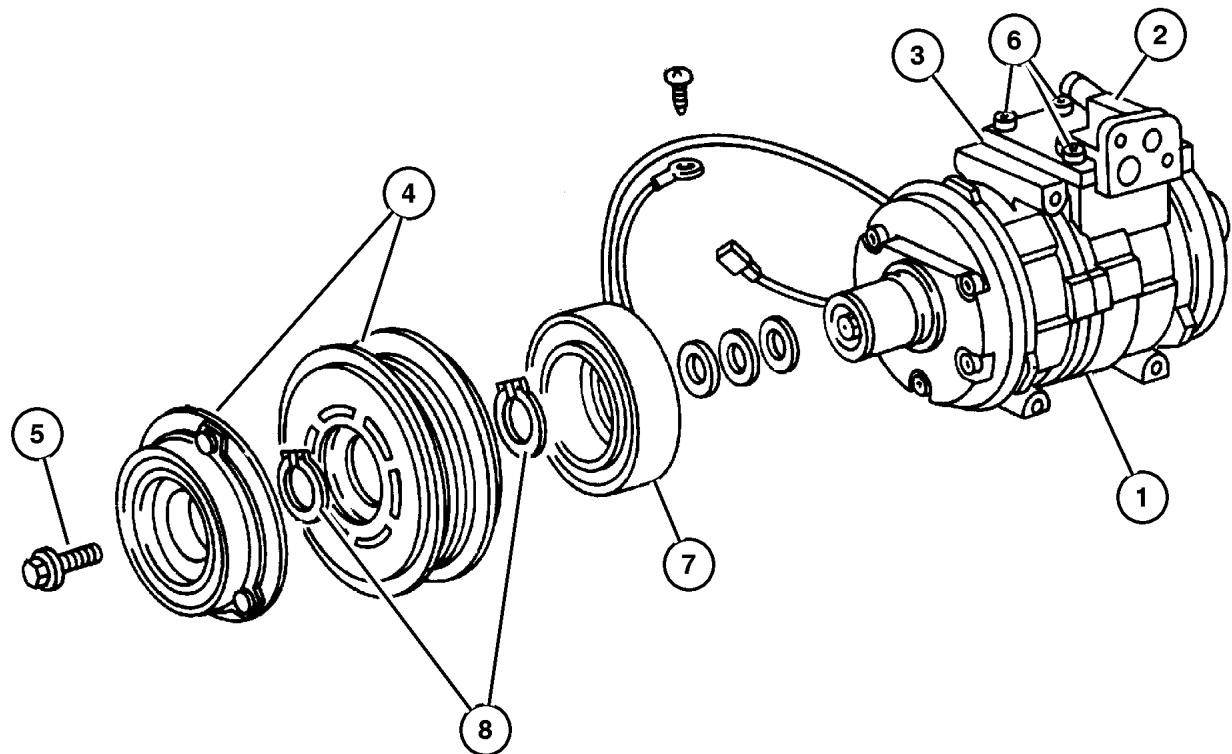
SERIES	LINE	BODY	ENGINE	TRANSMISSION
H = Laredo	J = 4WD	74 = 4 Door	ERH = 4.0L, Power Tech I-6	DGK = 4 Speed Auto, 42RE
M = Sport	T = 2WD		EVA = 4.7L Power Tech V8	DGQ = 5 Speed Auto, 45RFE
P = Limited			EVC = 4.7L HO V8 MPI	DG0 = All Automatic Trans
S = Overland			ER0 = All 4.0L 6 Cyl Gas	
			EVO = All 4.7l Gas	

AR = Use as required - = Non illustrated part # = New this model year

October 1, 2003

**Compressor, Air Conditioning 4.7L Engine  
Figure 024-420**

ITEM	PART NUMBER	QTY	LINE	SERIES	BODY	ENGINE	TRANS	TRIM	DESCRIPTION
Note: Sales Code EVO = 4.7 L Engine									
1	55116 806AB	1				EVO			COMPRESSOR, Air Conditioning
2	5014 414AA	1				EVO			MANIFOLD KIT, A/C Compressor
3	4728 854	1				EVO			SEAL, Manifold To Compressor
4	5014 416AA	1				EVO			CLUTCH OVERHAUL KIT, A/C Compressor
5	55116 423AA	1				EVO			BOLT, A/C Line Mounting
6	5264 457	1				EVO			BOLT KIT, A/C Compressor Manifold
7	5072 863AA	1				EVO			COIL, Air Conditioning Clutch
8	5264 454	1				EVO			SNAP RING KIT, A/C Clutch
-9	8230 0102	1				EVO			LUBRICANT, Oil, 75w90
-10	53031 709AA	1				EVO			BRACE, A/C Compressor



**JEEP GRAND CHEROKEE (WJ)**

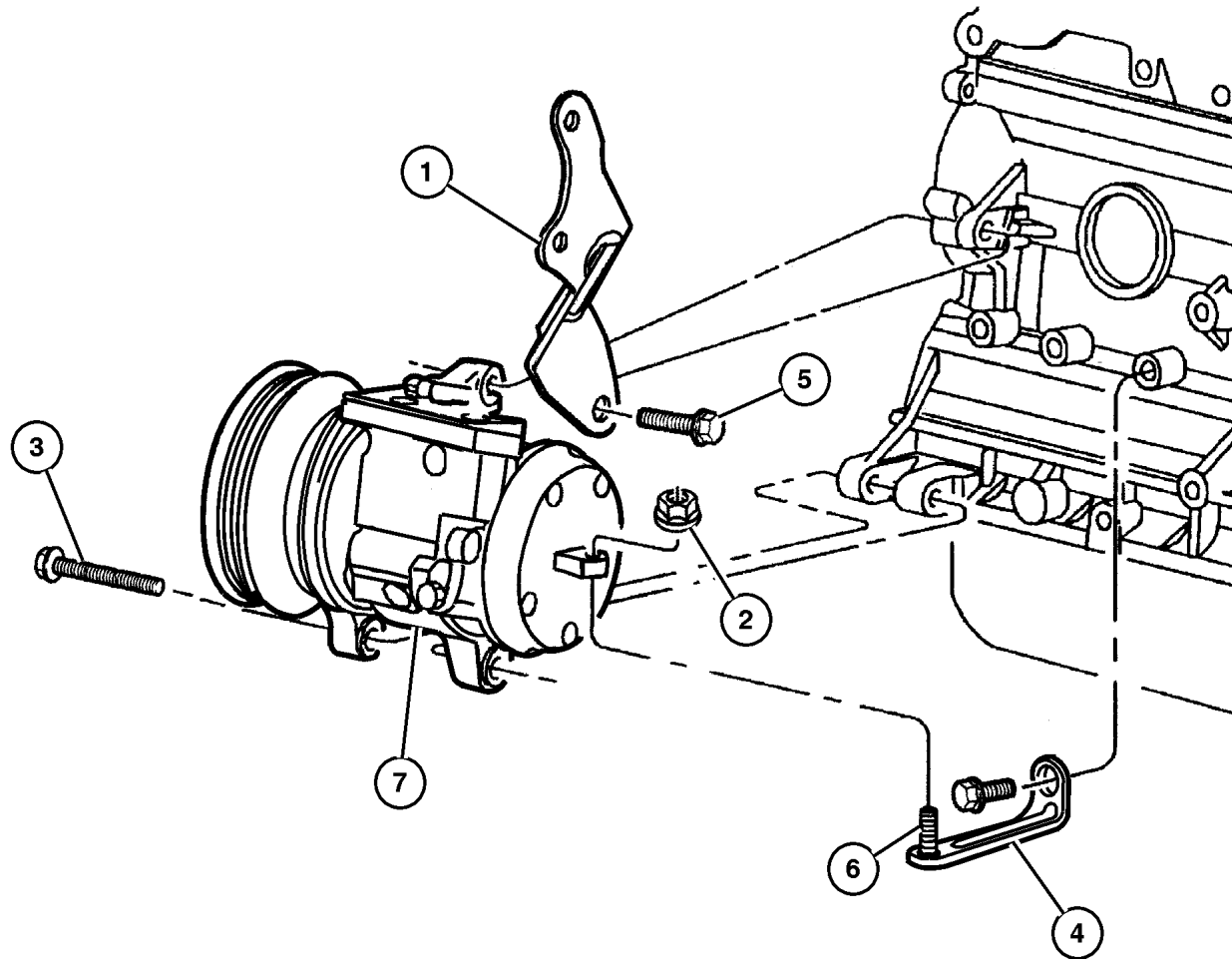
SERIES	LINE	BODY	ENGINE	TRANSMISSION
H = Laredo	J = 4WD	74 = 4 Door	ERH = 4.0L, Power Tech I-6	DGK = 4 Speed Auto, 42RE
M = Sport	T = 2WD		EVA = 4.7L Power Tech V8	DGQ = 5 Speed Auto, 45RFE
P = Limited			EVC = 4.7L HO V8 MPI	DG0 = All Automatic Trans
S = Overland			ER0 = All 4.0L 6 Cyl Gas	
			EVO = All 4.7L Gas	

AR = Use as required - = Non illustrated part # = New this model year

October 1, 2003

**Compressor, Mounting 4.0L Engine  
Figure 024-510**

ITEM	PART NUMBER	QTY	LINE	SERIES	BODY	ENGINE	TRANS	TRIM	DESCRIPTION
Note: Sales Code ER0 = All 4.0L Engines									
Note: Sales Code EVO = All 4.7L Gas Engines									
1	4854 157	1				ER0			BRACE, Power Steering Pump
2	6506 929AA	1				ER0, EVO			NUT, Hex Flange Lock, M8x1.25
3	6504 344	1				ER0			SCREW AND WASHER, Hex Head
4	53013 053AA	1				ER0			BRACE, A/C Compressor
5	6101 985	5				EVO			SCREW AND WASHER, M10x1.50x45.00
6									SCREW AND WASHER, Hex Head, (NOT SERVICED) (Not Serviced)
7	55116 807AB	1				ER0			COMPRESSOR, Air Conditioning



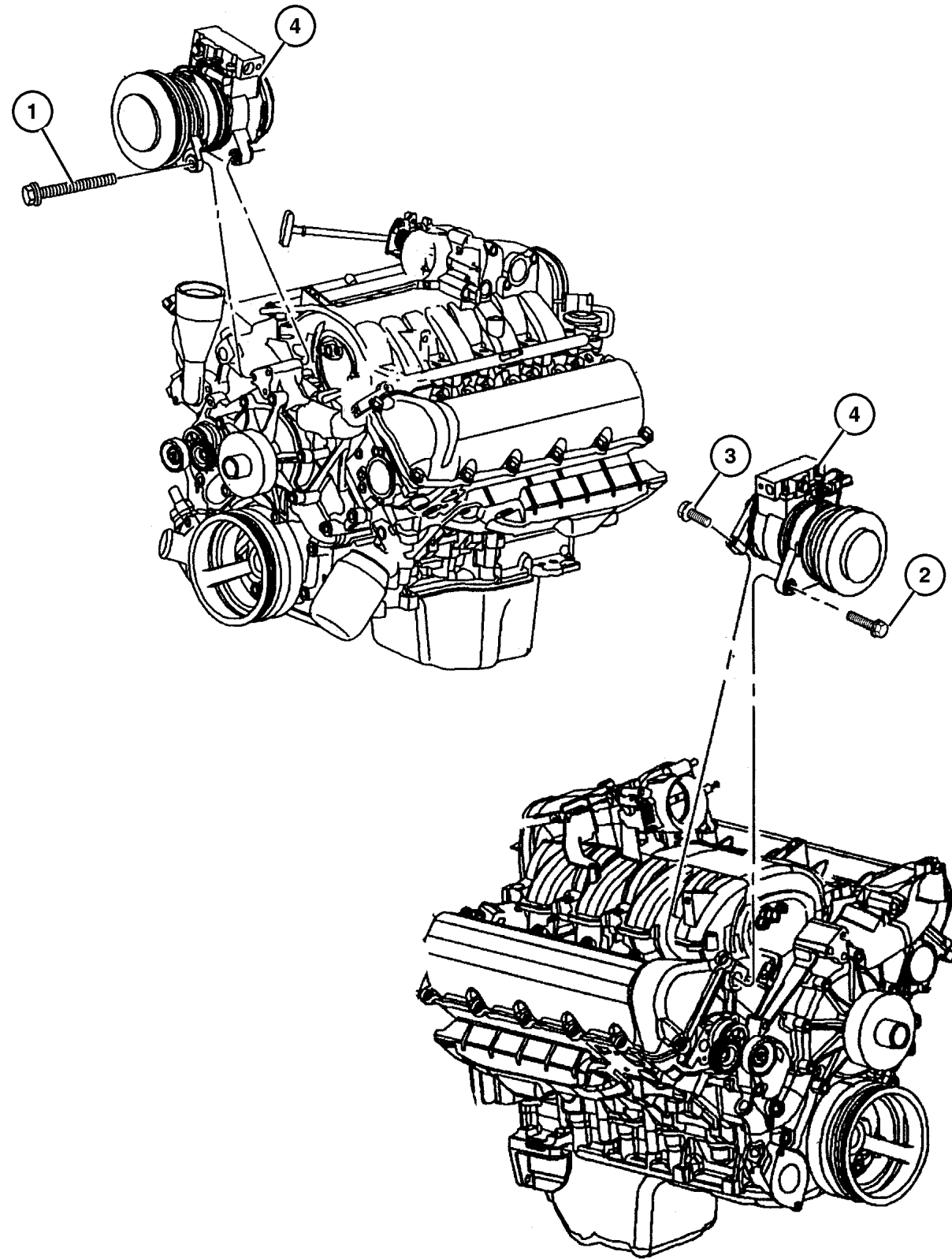
**JEEP GRAND CHEROKEE (WJ)**

SERIES	LINE	BODY	ENGINE	TRANSMISSION
H = Laredo	J = 4WD	74 = 4 Door	ERH = 4.0L, Power Tech I-6	DGK = 4 Speed Auto, 42RE
M = Sport	T = 2WD		EVA = 4.7L Power Tech V8	DGQ = 5 Speed Auto, 45RFE
P = Limited			EVC = 4.7L HO V8 MPI	DG0 = All Automatic Trans
S = Overland			ER0 = All 4.0L 6 Cyl Gas	
			EVO = All 4.7L Gas	

AR = Use as required - = Non illustrated part # = New this model year

October 1, 2003

**Compressor, Mounting 4.7L Engine  
Figure 024-520**



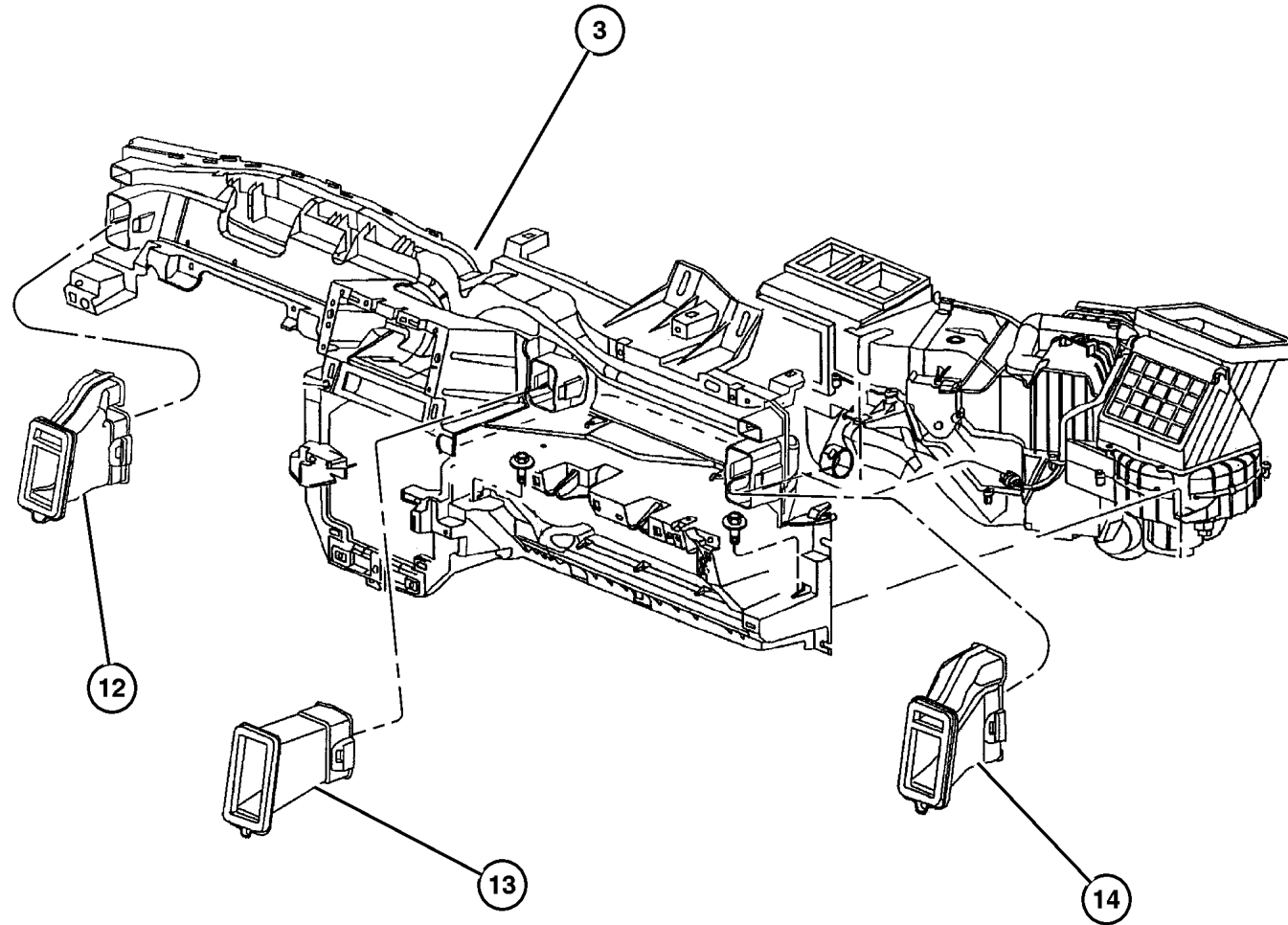
ITEM	PART NUMBER	QTY	LINE	SERIES	BODY	ENGINE	TRANS	TRIM	DESCRIPTION
Note: Sales Code EVO = 4.7 L Engine									
1	6504 344	1				EVO			SCREW AND WASHER, Hex Head
2	6505 487AA	1				EVO			SCREW AND WASHER, M10x1.5x45
3	6102 047AA	6				EVO			SCREW, Hex Head, M8x1.25x50
4	55116 806AB	1				EVO			COMPRESSOR, Air Conditioning

JEEP GRAND CHEROKEE (WJ)		BODY	ENGINE	TRANSMISSION
SERIES	LINE	74 = 4 Door	ERH = 4.0L, Power Tech I-6 EVA = 4.7L Power Tech V8 EVC = 4.7L HO V8 MPI ER0 = All 4.0L 6 Cyl Gas EVO = All 4.7L Gas	DGK = 4 Speed Auto, 42RE DGQ = 5 Speed Auto, 45RFE DG0 = All Automatic Trans
H = Laredo M = Sport P = Limited S = Overland	J = 4WD T = 2WD			

AR = Use as required - = Non illustrated part # = New this model year

October 1, 2003

## Air Ducts and Outlets Figure 024-610



ITEM	PART NUMBER	QTY	LINE	SERIES	BODY	ENGINE	TRANS	TRIM	DESCRIPTION
-1	55116 569AA	1							BRACKET, Instrument Panel, Steering Column Support
-2	6102 141AA	5							SCREW, M6x1x25
3	55116 407AD	1							DUCT, Instrument Panel, Structural
-4	6034 319	2							CLIP, Push, .453Wx.528LGx.017THK
-5	6034 833	12							CLIP, Push, .164-7.5
-6	55116 373AB	1							BRACKET, Instrument Panel, C/Channel Cover
-7	6101 946	3							SCREW, Tapping
-8	55116 373AB	1							BRACKET, Instrument Panel, Courtesy Lamp
-9	55116 041AB	1							BRACKET, Instrument Panel, Center to Floor
-10									SCREW, Self Tapping, M6x1x15, (NOT SERVICED) (Not Serviced)
-11	5511 6014	1							DUCT, Defroster
12	55116 287AB	1							DUCT, Instrument Panel, Extension, Left
13	55116 285AA	1							DUCT, Instrument Panel
14	55116 286AB	1							DUCT, Instrument Panel, Extension, Right
-15									DUCT, Floor Distribution, Heat Front
	55196 828AA	1							Right
	55196 829AA	1							Left

### JEEP GRAND CHEROKEE (WJ)

SERIES	LINE	BODY	ENGINE	TRANSMISSION
H = Laredo	J = 4WD	74 = 4 Door	ERH = 4.0L, Power Tech I-6	DGK = 4 Speed Auto, 42RE
M = Sport	T = 2WD		EVA = 4.7L Power Tech V8	DGQ = 5 Speed Auto, 45RFE
P = Limited			EVC = 4.7L HO V8 MPI	DG0 = All Automatic Trans
S = Overland			ER0 = All 4.0L 6 Cyl Gas	
			EVO = All 4.7l Gas	

AR = Use as required - = Non illustrated part # = New this model year

October 1, 2003

# Group – 025

## Emission Systems

### GROUP 25 - Emission Systems

Illustration Title

Group-Fig. No.

#### Emission Labels

Emissions Label ..... Fig. 025-110

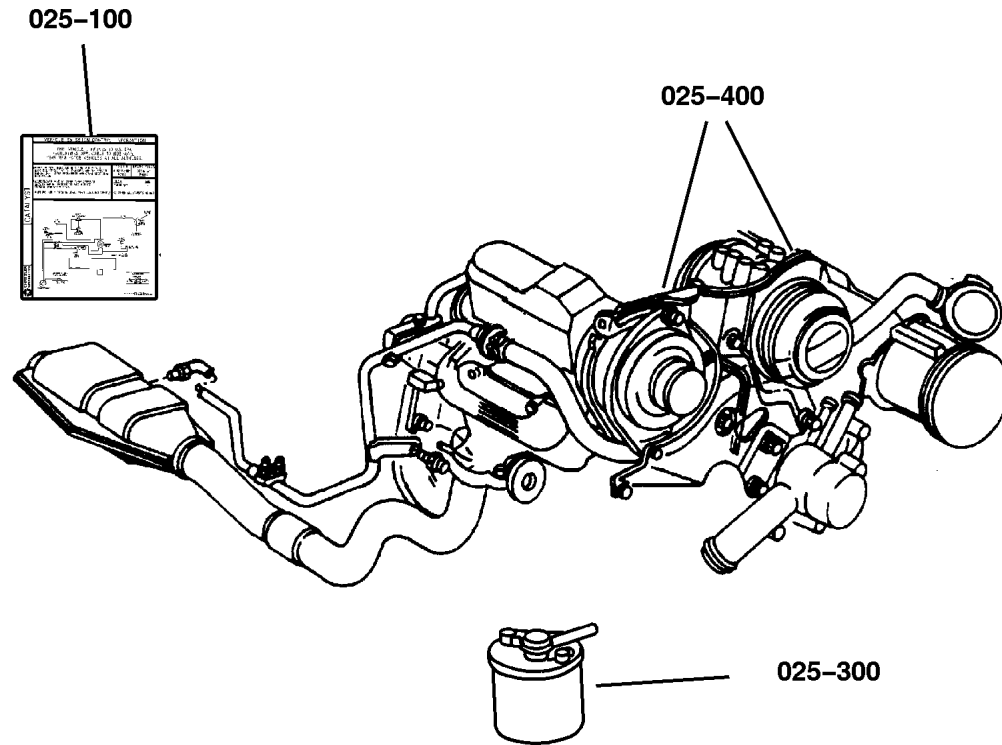
#### Vacuum Canister

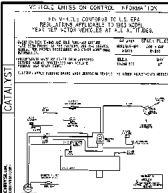
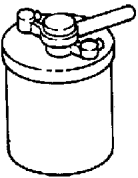
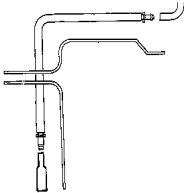
Vacuum Canister, 4.0 [ERH], 4.7 [EVA, EVC] ..... Fig. 025-310

#### Emission Harness

Emission Control Vacuum Harness, 4.0 [ERH], 4.7 [EVA, EVC] ..... Fig. 025-410

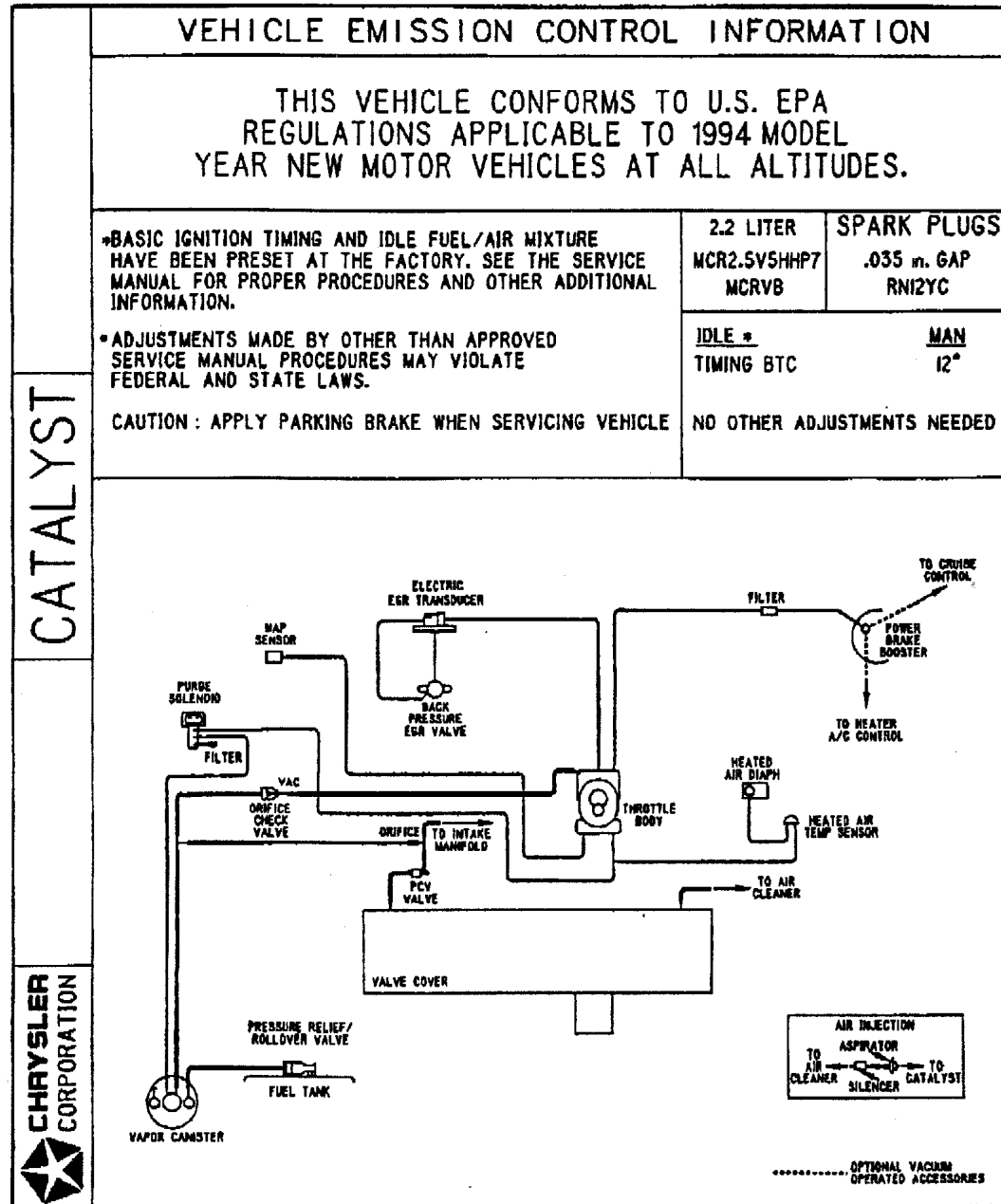
Leak Detection Pump, 4.0 [ERH], 4.7 [EVA, EVC] ..... Fig. 025-420



<p><b>025-100</b> Emission Labels</p> 	<p><b>025-300</b> Vacuum Canister</p> 	<p><b>025-400</b> Emission Harness</p> 	
---	---	---	--

Emissions Label  
Figure 025-110

ITEM	PART NUMBER	QTY	LINE	SERIES	BODY	ENGINE	TRANS	TRIM	DESCRIPTION
Sales Codes;									
[ER0]= All 4.0L 6 Cylinder Gas Engine									
[EVA]= Next Generation 4.7L Magnum Engine									
[EVC]= 4.7L Power Tech High Output V-8									
1									LABEL, Emission
	#52080 417AC	1				ER0			
	#52080 418AA	1				EVA			
	#52080 419AA	1				EVC			



JEEP GRAND CHEROKEE (WJ)

SERIES	LINE	BODY	ENGINE	TRANSMISSION
H = Laredo	J = 4WD	74 = 4 Door	ERH = 4.0L, Power Tech I-6	DGK = 4 Speed Auto, 42RE
M = Sport	T = 2WD		EVA = 4.7L Power Tech V8	DGQ = 5 Speed Auto, 45RFE
P = Limited			EVC = 4.7L HO V8 MPI	DG0 = All Automatic Trans
S = Overland			ER0 = All 4.0L 6 Cyl Gas	
			EVO = All 4.7L Gas	

AR = Use as required - = Non illustrated part # = New this model year

October 1, 2003

Vacuum Canister, 4.0 [ERH], 4.7 [EVA, EVC]  
Figure 025-310

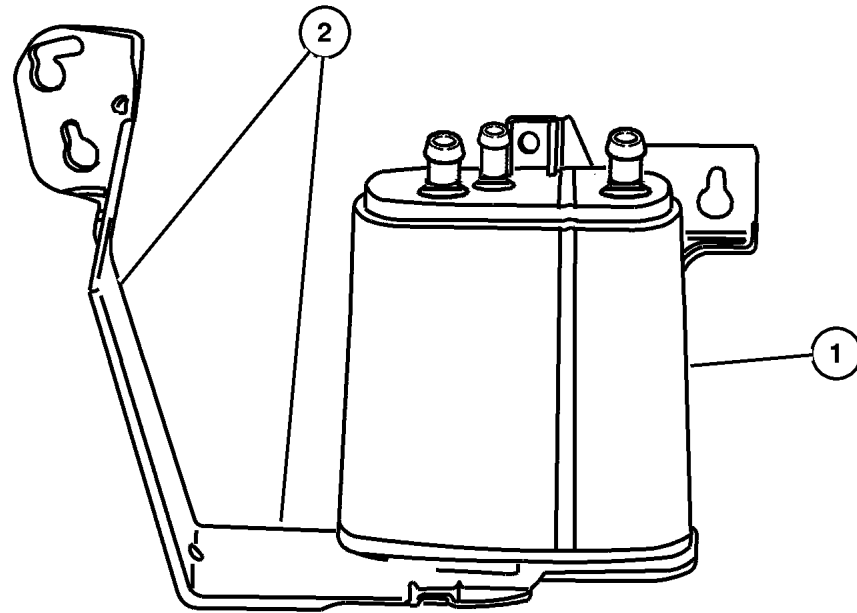
ITEM	PART NUMBER	QTY	LINE	SERIES	BODY	ENGINE	TRANS	TRIM	DESCRIPTION
------	-------------	-----	------	--------	------	--------	-------	------	-------------

Sales Codes

[ER0]= All, 6 Cylinder Gas Engines

[EV0]= All 4.7L V-8 Gas Engines

1	53013 096AB	1				ER0, EV0			CANISTER, Vapor
2	53013 463AG	1				ER0, EV0			BRACKET, Vapor Canister
-3	4669 177	2				ER0, EV0			GROMMET, Air Cleaner Bracket
-4	52109 720AC	1				ER0, EV0			BRACE
-5	6505 242AA	1				ER0, EV0			SCREW, Canister To Sill
-6	52100 468AG	1							HOSE, Fuel Vapor



JEEP GRAND CHEROKEE (WJ)

SERIES	LINE	BODY	ENGINE	TRANSMISSION
H = Laredo	J = 4WD	74 = 4 Door	ERH = 4.0L, Power Tech I-6	DGK = 4 Speed Auto, 42RE
M = Sport	T = 2WD		EVA = 4.7L Power Tech V8	DGQ = 5 Speed Auto, 45RFE
P = Limited			EVC = 4.7L HO V8 MPI	DG0 = All Automatic Trans
S = Overland			ER0 = All 4.0L 6 Cyl Gas	
			EV0 = All 4.7L Gas	

AR = Use as required - = Non illustrated part # = New this model year

October 1, 2003

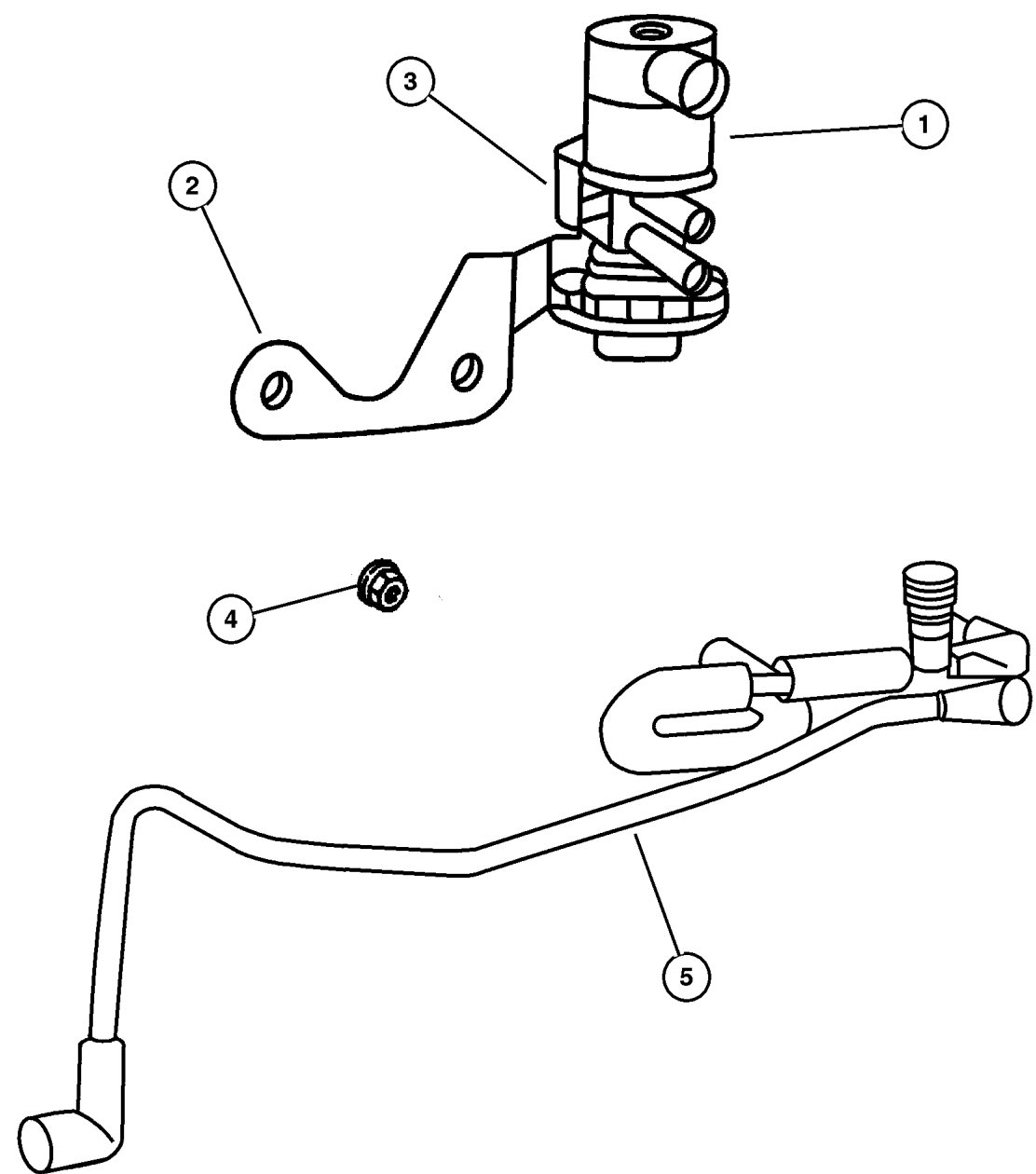


**Emission Control Vacuum Harness, 4.0 [ERH], 4.7 [EVA, EVC]  
Figure 025-410**

ITEM	PART NUMBER	QTY	LINE	SERIES	BODY	ENGINE	TRANS	TRIM	DESCRIPTION
------	-------------	-----	------	--------	------	--------	-------	------	-------------

Note; Sales Codes  
 [ER0]= All 4.0L, 6 Cylinder Gas Engines  
 [EV0]= All 4.7L V-8 Gas Engines

1	52128 550AA	1				ER0			SOLENOID, Duty Cycle Purge
		1				EV0			
2	53013 421AB	1				ER0, EV0			BRACKET, Duty Cycle Purge Solenoid
3	53013 012AA	2				ER0, EV0			GROMMET, Serviced With Item 1
4	6102 160AA	2				ER0, EV0			SCREW, Hex Flange Head
5									HARNESS, Vapor Purge
	53013 632AD	1				ER0			
	53013 636AD	1				EV0			

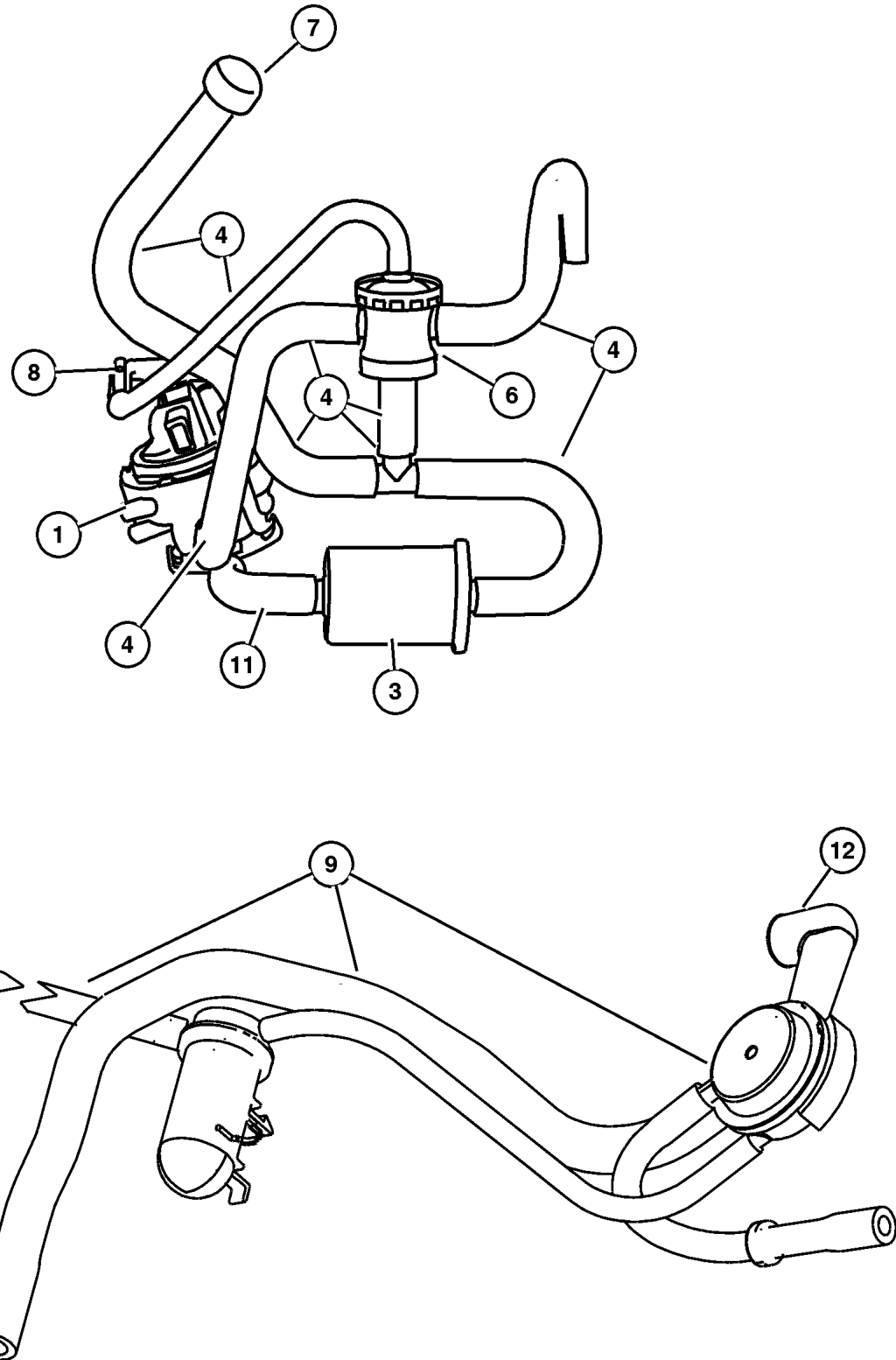


JEEP GRAND CHEROKEE (WJ)				
SERIES	LINE	BODY	ENGINE	TRANSMISSION
H = Laredo	J = 4WD	74 = 4 Door	ERH = 4.0L, Power Tech I-6	DGK = 4 Speed Auto, 42RE
M = Sport	T = 2WD		EVA = 4.7L Power Tech V8	DGQ = 5 Speed Auto, 45RFE
P = Limited			EVC = 4.7L HO V8 MPI	DG0 = All Automatic Trans
S = Overland			ER0 = All 4.0L 6 Cyl Gas	
			EV0 = All 4.7L Gas	

AR = Use as required - = Non illustrated part # = New this model year

October 1, 2003

**Leak Detection Pump, 4.0 [ERH], 4.7 [EVA, EVC]  
Figure 025-420**



ITEM	PART NUMBER	QTY	LINE	SERIES	BODY	ENGINE	TRANS	TRIM	DESCRIPTION
Note; Sales Codes									
[ER0]= All 4.0L, 6 Cylinder Gas Engines									
[EV0]= All 4.7L V-8 Gas Engines									
1	4891 414AD	1				ER0, EV0			PUMP, Leak Detection
-2	53013 463AG	1				ER0, EV0			BRACKET, Vapor Canister
3	53013 376AB	1				ER0, EV0			FILTER, Leak Detection Pump
4	53013 640AD	1				ER0, EV0			HOSE, Leak Detection Pump
-5	4794 205AA	1				ER0, EV0			CLIP, Hose
6	4669 865	1				ER0, EV0			VALVE, Vent
7	53031 643AA	1				ER0, EV0			CAP, Vent Tube
8	4306 994	1				ER0, EV0			TEE, Hose, .25x.25x.25
9	52100 468AF	1							HOSE, Fuel Vapor
-10	4669 657	1				EV0			CAP, Vacuum Port
11	53013 646AB	1				ER0, EV0			HOSE, Leak Detection Pump to Filter
12	52098 655AJ	1							HOSE, Axle Vent

**JEEP GRAND CHEROKEE (WJ)**

SERIES	LINE	BODY	ENGINE	TRANSMISSION
H = Laredo	J = 4WD	74 = 4 Door	ERH = 4.0L, Power Tech I-6	DGK = 4 Speed Auto, 42RE
M = Sport	T = 2WD		EVA = 4.7L Power Tech V8	DGQ = 5 Speed Auto, 45RFE
P = Limited			EVC = 4.7L HO V8 MPI	DG0 = All Automatic Trans
S = Overland			ER0 = All 4.0L 6 Cyl Gas	
			EV0 = All 4.7L Gas	

AR = Use as required - = Non illustrated part # = New this model year

October 1, 2003

# Group – DWJ

## Doors and Related Parts

### GROUP DWJ - Doors and Related Parts

Illustration Title

Group-Fig. No.

#### Front Door

Door, Front Shell and Hinges .....	Fig. DWJ-110
Door, Front Glass and Regulators .....	Fig. DWJ-120
Door, Front Lock and Controls .....	Fig. DWJ-130

#### Rear Door

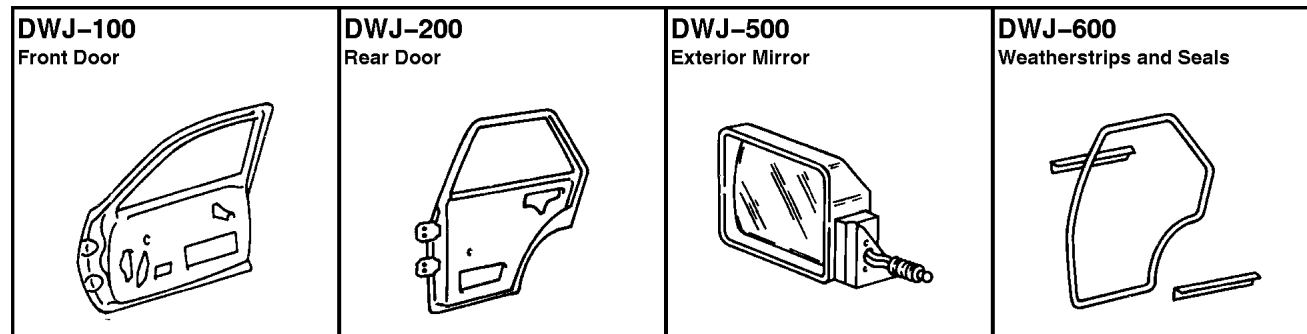
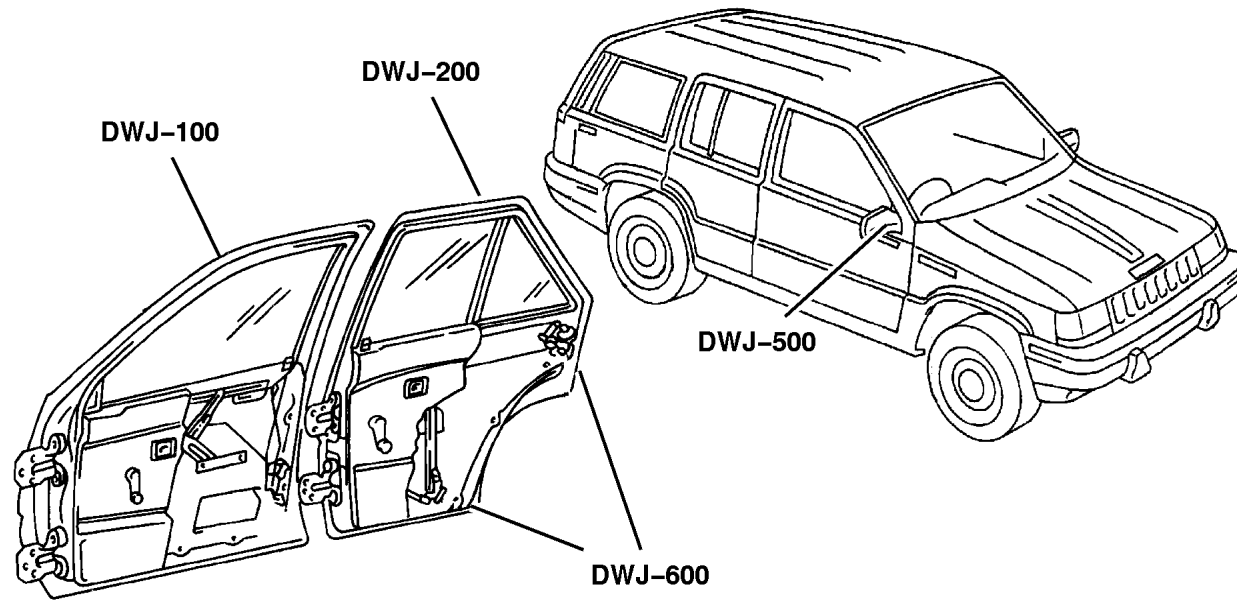
Door, Rear Shell and Hinges .....	Fig. DWJ-210
Door, Rear Glass and Regulators .....	Fig. DWJ-220
Door, Rear Lock and Controls .....	Fig. DWJ-230

#### Exterior Mirror

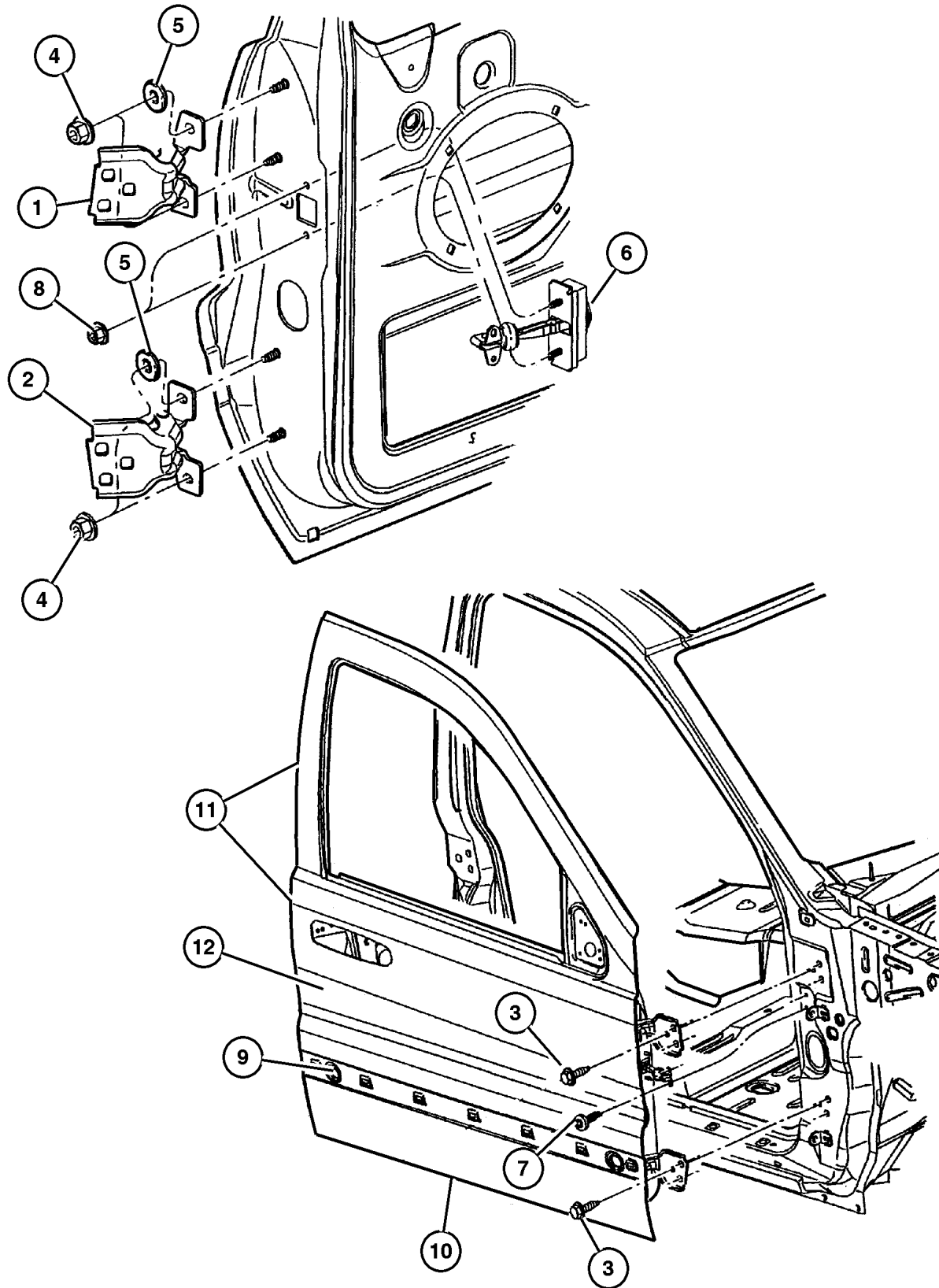
Mirrors, Exterior .....	Fig. DWJ-510
-------------------------	--------------

#### Weatherstrips and Seals

Door, Front Weatherstrips and Seals .....	Fig. DWJ-610
Door, Rear Weatherstrips and Seals .....	Fig. DWJ-620
Door, Rear Tail Gate Weatherstrips and Seals .....	Fig. DWJ-630



## Door, Front Shell and Hinges Figure DWJ-110



ITEM	PART NUMBER	QTY	LINE	SERIES	BODY	ENGINE	TRANS	TRIM	DESCRIPTION
1									HINGE, Door Half, Upper
	55136 480AE	2							Right
	55136 481AE	2							Left
2									HINGE, Door Half, Lower
	55136 481AE	2							Right
	55136 480AE	2							Left
3	6503 328	14							SCREW, Hex Head, M8x1.25x30
4									NUT AND WASHER, Hex, M8x1.25, (NOT SERVICED) (Not Serviced)
5	55136 971AC	4							WASHER, Flat
6									CHECK, Front Door
	55135 590AC	1							Right
	55135 591AC	1							Left
7									SCREW, Torx Round Head, M6-1.0x20.0, (NOT SERVICED) (Not Serviced)
8	6503 504	2							NUT AND WASHER, Hex, M6x1
9	55257 380AA	12							PLUG
10	2860 332	4							PLUG, Anti-Rattle
11									DOOR, Front
	55135 920AF	1							Right
	55135 921AF	1							Left
12									PANEL, Front Door Outer Repair
	55135 922AC	1							Right
	55135 923AC	1							Left
-13	6505 201AA	2							NUT, M5x.080x26.41
-14									SEAL, Front Door, Lower
	55136 114AC	1							Right
	55136 115AC	1							Left
-15	55135 934AC	1							REINFORCEMENT, Armrest Bracket Front Door

**JEEP GRAND CHEROKEE (WJ)**

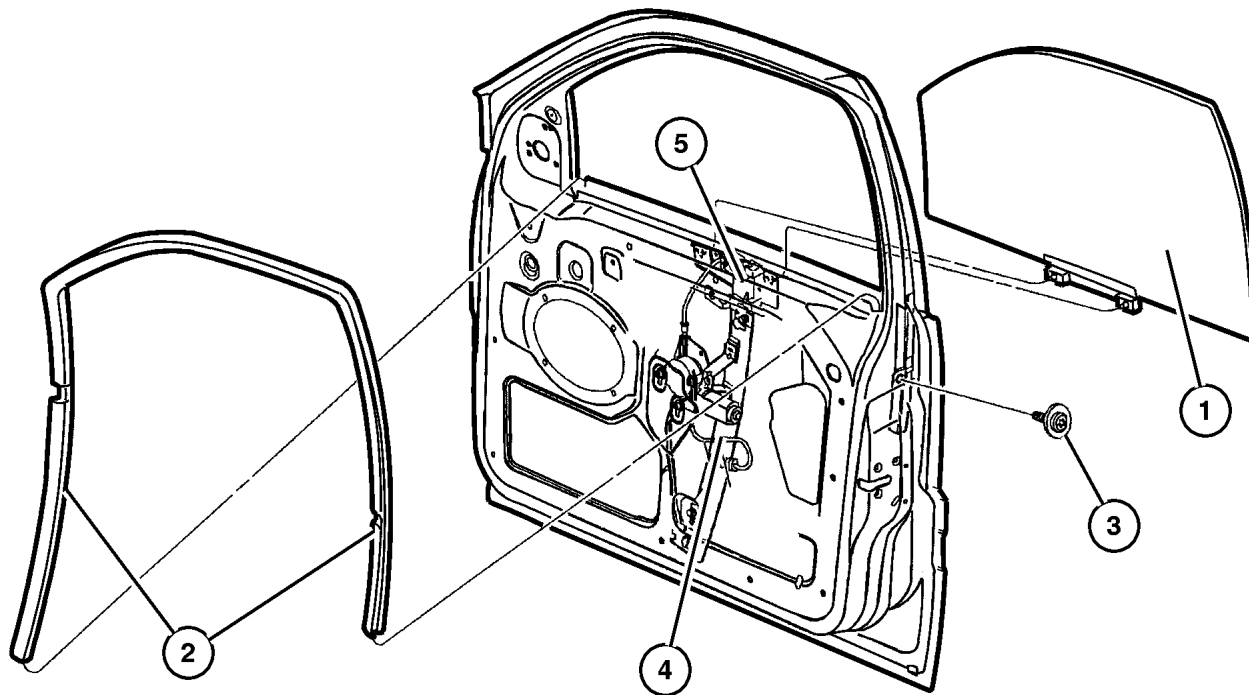
SERIES	LINE	BODY	ENGINE	TRANSMISSION
H = Laredo	J = 4WD	74 = 4 Door	ERH = 4.0L, Power Tech I-6	DGK = 4 Speed Auto, 42RE
M = Sport	T = 2WD		EVA = 4.7L Power Tech V8	DGQ = 5 Speed Auto, 45RFE
P = Limited			EVC = 4.7L HO V8 MPI	DG0 = All Automatic Trans
S = Overland			ER0 = All 4.0L 6 Cyl Gas	
			EVO = All 4.7L Gas	

AR = Use as required - = Non illustrated part # = New this model year

October 1, 2003

**Door, Front Glass and Regulators**  
**Figure DWJ-120**

ITEM	PART NUMBER	QTY	LINE	SERIES	BODY	ENGINE	TRANS	TRIM	DESCRIPTION
1									GLASS, Front Door
	55136 002AC	1							Right
	55136 003AC	1							Left
	5019 810AA	1							EXPORT, Right
	5019 811AA	1							EXPORT, Left
2									SEAL, Front Door Glass
	55136 024AE	1							Right
	55136 025AE	1							Left
3	6504 987AA	2							SCREW AND WASHER, Tapping, M6-1.0x20.0
4									REGULATOR, Front Door Window
	55363 286AC	1							Right
	55363 287AC	1							Left
5									SCREW, M6X1.00X16.00, (NOT SERVICED) (Not Serviced)
-6									CHANNEL, Front Door Glass Lower
	5513 6016	1							Front
	5513 6017	1							Rear
-7	5086 563AA	1							CLIP, Regulator



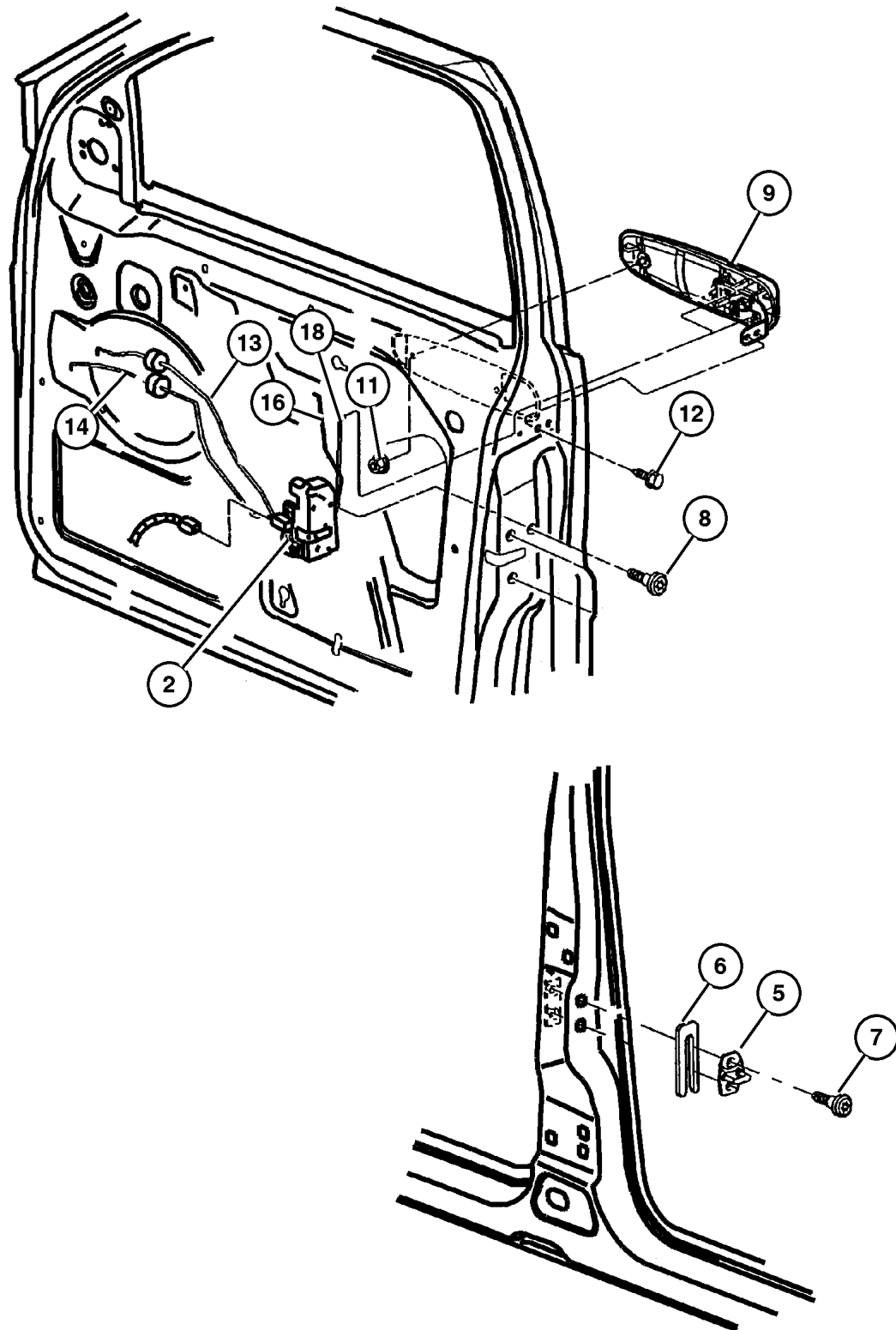
**JEEP GRAND CHEROKEE (WJ)**

SERIES	LINE	BODY	ENGINE	TRANSMISSION
H = Laredo	J = 4WD	74 = 4 Door	ERH = 4.0L, Power Tech I-6	DGK = 4 Speed Auto, 42RE
M = Sport	T = 2WD		EVA = 4.7L Power Tech V8	DGQ = 5 Speed Auto, 45RFE
P = Limited			EVC = 4.7L HO V8 MPI	DG0 = All Automatic Trans
S = Overland			ER0 = All 4.0L 6 Cyl Gas	
			EVO = All 4.7l Gas	

AR = Use as required - = Non illustrated part # = New this model year

October 1, 2003

**Door, Front Lock and Controls**  
**Figure DWJ-130**



ITEM	PART NUMBER	QTY	LINE	SERIES	BODY	ENGINE	TRANS	TRIM	DESCRIPTION
-1									HANDLE, Door Interior
	5FX72 1DVAC	1		H					[DV], Right
	5FX74 1DBAD	1		S					[DB], Right
	5FX73 1DVAC	1		H					[DV], Left
	5FX73 1L5AC	1		H					[L5], Left
	5FX73 1T5AC	1		H					[T5], Left
	5FX73 1DVAC	1		M					[DV], Left
	5FX73 1L5AC	1		M					[L5], Left
	5FX73 1T5AC	1		M					[T5], Left
	5FX75 1DVAD	1		P					[DV], Left
	5FX75 1L5AD	1		P					[L5], Left
	5FX75 1T5AD	1		P					[T5], Left
	5FX72 1L5AC	1		H					[L5], Right
	5FX75 1DBAD	1		S					[DB], Left
	5FX72 1T5AC	1		H					[T5], Right
	5FX72 1DVAC	1		M					[DV], Right
	5FX72 1L5AC	1		M					[L5], Right
	5FX72 1T5AC	1		M					[T5], Right
	5FX74 1DVAD	1		P					[DV], Right
	5FX74 1L5AD	1		P					[L5], Right
	5FX74 1T5AD	1		P					[T5], Right
2									LATCH, Front Door
	55363 472AD	1							Without Cylinder Lock, Right
	55363 473AD	1							With Cylinder Lock, Left
-3	5086 396AA	1		S					CLIP, Door Latch
-4	4658 444	1							CLIP, Latch
5	4780 607AA	2							STRIKER, Door
6	4520 289	AR							SPACER, Door Latch Striker
7	6506 749AA	4							SCREW, 6 Lobed
8	6033 876	6							SCREW, Tapping, M6.3x1.8x38.1
9									HANDLE, Exterior Door
	55135 636AD	1		H, M					Right
	QR38 WSBAC	1		S					[SB], Right
	QR38 XBQAC	1		P					[BQ], Right
	QR38 XRVAC	1		P					[RV], Right
	QR38 YFFAC	1		P					[FF], Right
	QR38 YJRAC	1		P					[JR], Right
		1		S					[JR], Right
	QR38 YUBAC	1		P					[UB], Right
	QR38 ZDRAC	1		P					[DR], Right
		1		S					[DR], Right

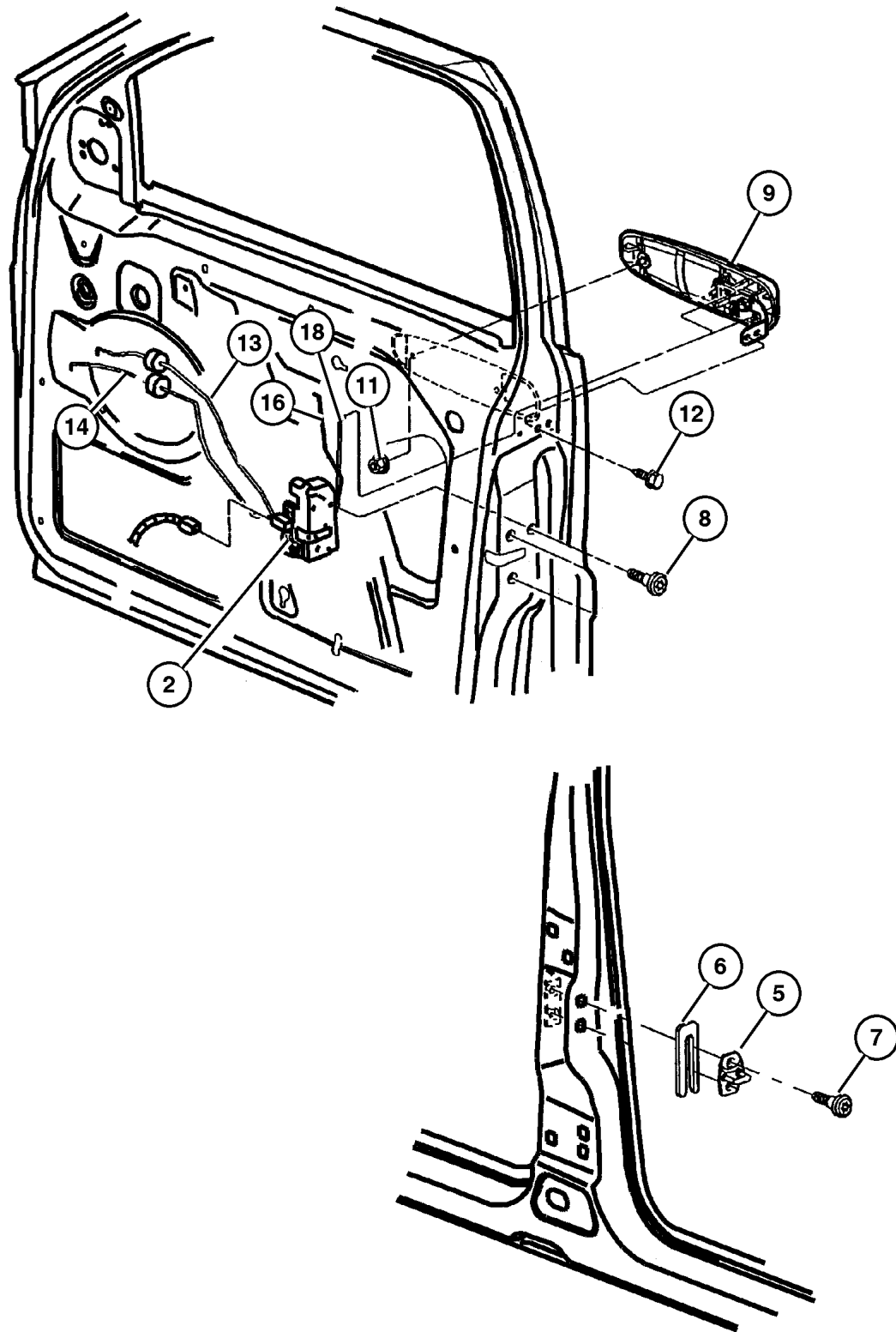
**JEEP GRAND CHEROKEE (WJ)**

SERIES	LINE	BODY	ENGINE	TRANSMISSION
H = Laredo	J = 4WD	74 = 4 Door	ERH = 4.0L, Power Tech I-6	DGK = 4 Speed Auto, 42RE
M = Sport	T = 2WD		EVA = 4.7L Power Tech V8	DGQ = 5 Speed Auto, 45RFE
P = Limited			EVC = 4.7L HO V8 MPI	DG0 = All Automatic Trans
S = Overland			ER0 = All 4.0L 6 Cyl Gas	
			EVO = All 4.7L Gas	

AR = Use as required - = Non illustrated part # = New this model year

October 1, 2003

**Door, Front Lock and Controls**  
**Figure DWJ-130**



ITEM	PART NUMBER	QTY	LINE	SERIES	BODY	ENGINE	TRANS	TRIM	DESCRIPTION
	5GG27 AXRAB	1		P					[XR], Left
	55136 351AD	1		H, M					Left
	5GG27 AXRAB	1		S					[XR], Left
	5GG27 SW1AB	1		P					[W1], Left
	5GG27 WBTAB	1		P					[BT], Left
	5GG27 WELAB	1		P					[EL], Left
		1		S					[EL], Left
	5GG27 WSBAB	1		P					[SB], Left
		1		S					[SB], Left
	5GG27 XBQAB	1		P					[BQ], Left
	5GG27 XRVAB	1		P					[RV], Left
	5GG27 YFFAB	1		P					[FF], Left
	QR38 AXRAC	1		P					[XR], Right
	5GG27 YJRAB	1		P					[JR], Left
		1		S					[JR], Left
	5GG27 YUBAB	1		P					[UB], Left
	5GG27 ZDRAB	1		P					[DR], Left
		1		S					[DR], Left
	QR38 AXRAC	1		S					[XR], Right
	QR38 SW1AC	1		P					[W1], Right
	QR38 WBTAC	1		P					[BT], Right
	QR38 WELAC	1		P					[EL], Right
		1		S					[EL], Right
	QR38 WSBAC	1		P					[SB], Right
-10									CLIP, Outside Door Handle
	4615 346	1							Right
	4615 347	1							Left
11	6503 226	4							NUT, Hex Flange, M5x.8
12	6505 365AA	2							SCREW
13									ROD, Inside Handle to Latch
	5014 378AA	1							Right
	5014 379AA	1							Left
14									ROD, Inside Lock to Latch
	5014 380AA	1							Right
	5014 381AA	1							Left
-15	5071 063AA	1							RETAINER, Lock Rod
16									LINK, Exterior Door Handle
	5014 372AB	1							Right
	5014 373AB	1							Left
-17	4615 346	1							CLIP, Outside Door Handle
18									LINK, Key Cylinder To Latch
	5014 386AA	1							Right

**JEEP GRAND CHEROKEE (WJ)**

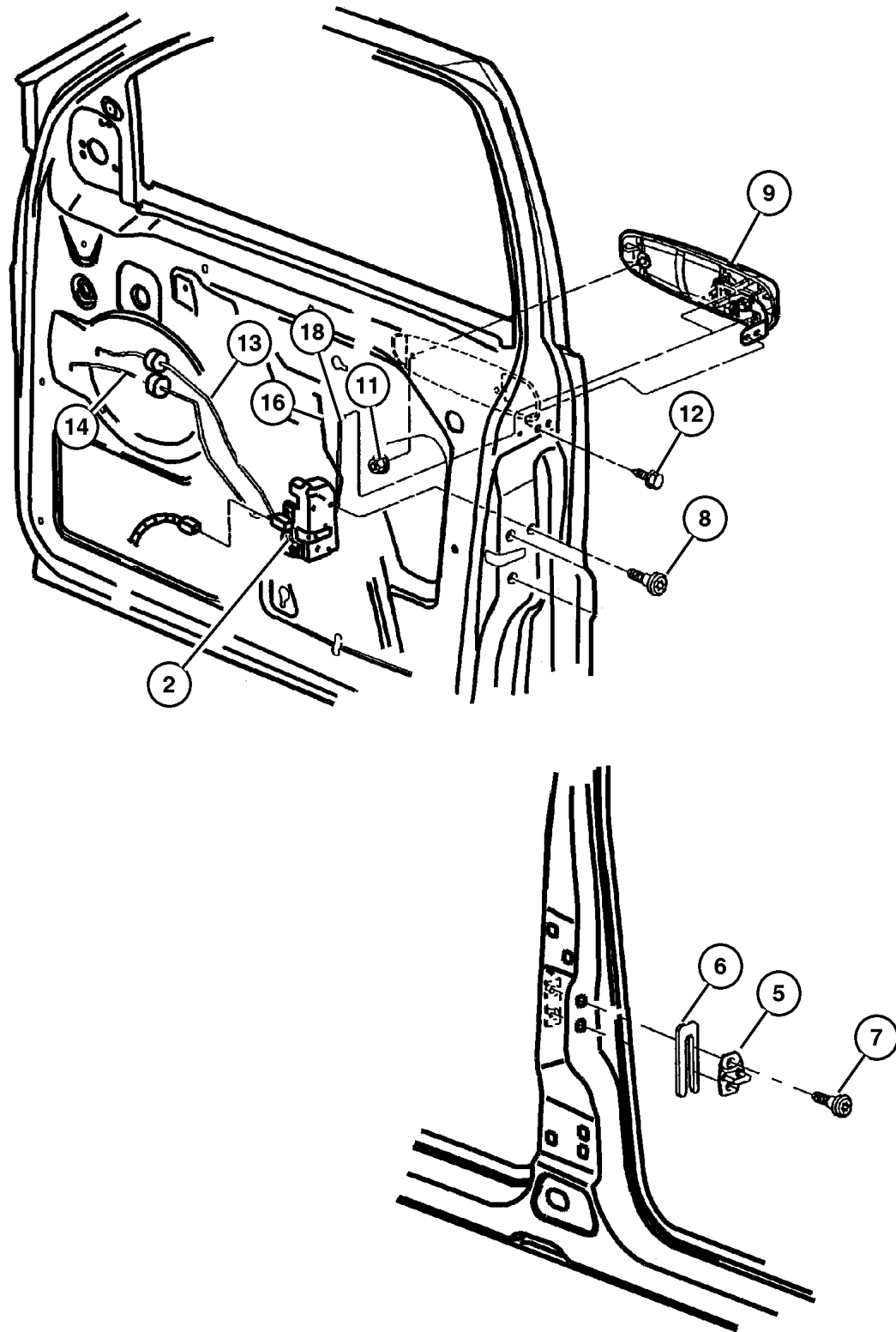
SERIES	LINE	BODY	ENGINE	TRANSMISSION
H = Laredo	J = 4WD	74 = 4 Door	ERH = 4.0L, Power Tech I-6	DGK = 4 Speed Auto, 42RE
M = Sport	T = 2WD		EVA = 4.7L Power Tech V8	DGQ = 5 Speed Auto, 45RFE
P = Limited			EVC = 4.7L HO V8 MPI	DG0 = All Automatic Trans
S = Overland			ER0 = All 4.0L 6 Cyl Gas	
			EVO = All 4.7L Gas	

AR = Use as required - = Non illustrated part # = New this model year

October 1, 2003

Door, Front Lock and Controls  
Figure DWJ-130

ITEM	PART NUMBER	QTY	LINE	SERIES	BODY	ENGINE	TRANS	TRIM	DESCRIPTION
	5014 387AA	1							Left



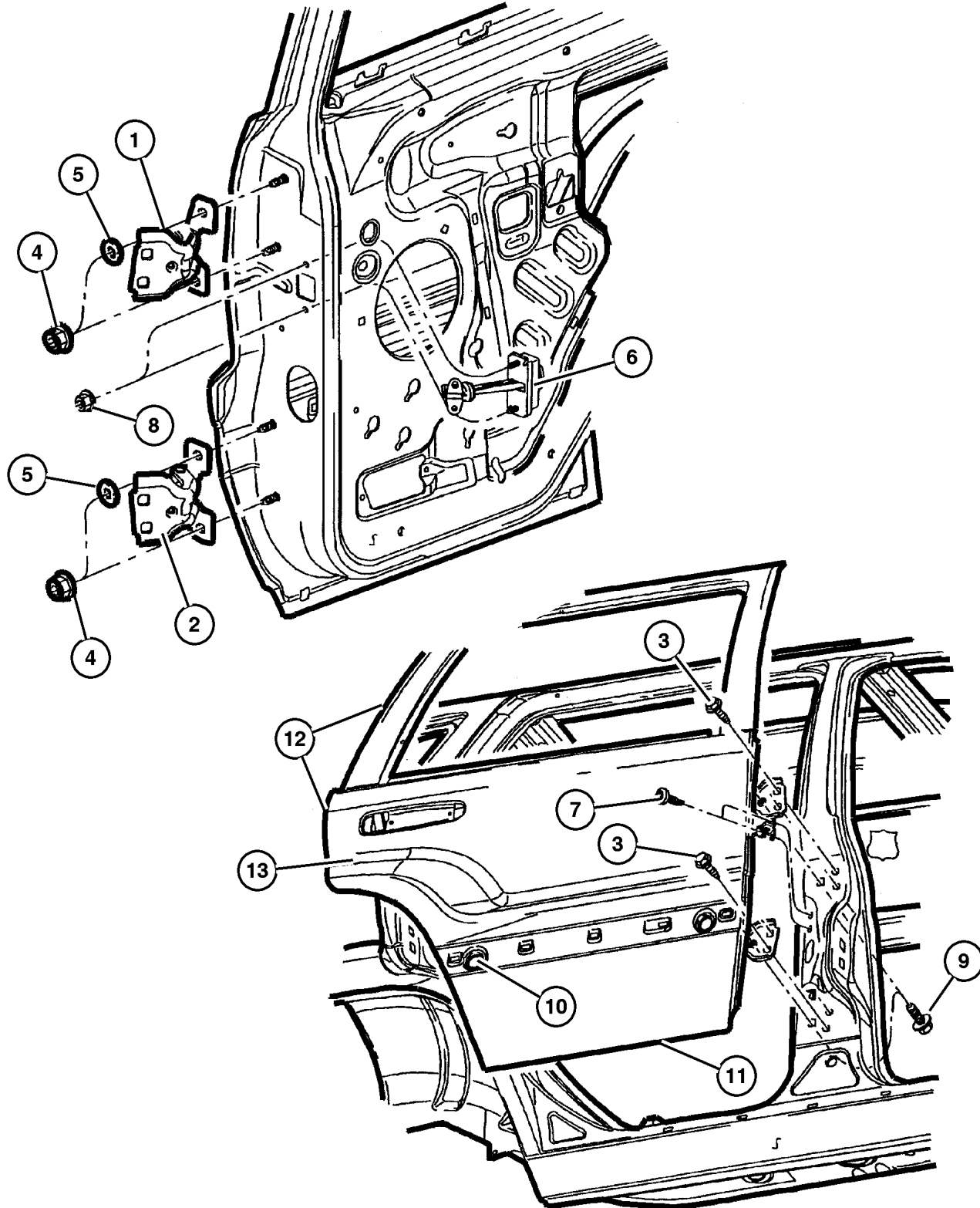
<b>JEEP GRAND CHEROKEE (WJ)</b>				
SERIES	LINE	BODY	ENGINE	TRANSMISSION
H = Laredo	J = 4WD	74 = 4 Door	ERH = 4.0L, Power Tech I-6	DGK = 4 Speed Auto, 42RE
M = Sport	T = 2WD		EVA = 4.7L Power Tech V8	DGQ = 5 Speed Auto, 45RFE
P = Limited			EVC = 4.7L HO V8 MPI	DG0 = All Automatic Trans
S = Overland			ER0 = All 4.0L 6 Cyl Gas	
			EVO = All 4.7l Gas	

AR = Use as required - = Non illustrated part # = New this model year

October 1, 2003



Door, Rear Shell and Hinges  
Figure DWJ-210



ITEM	PART NUMBER	QTY	LINE	SERIES	BODY	ENGINE	TRANS	TRIM	DESCRIPTION
1									HINGE, Door Half, Upper
	55135 574AE	2							Right
	55135 575AE	2							Left
2	55135 575AE	2							HINGE, Door Half, Lower, Right
3	6503 328	8							SCREW, Hex Head, M8x1.25x30
4									NUT AND WASHER, Hex, M8x1.25, (NOT SERVICED) (Not Serviced)
5	55136 971AC	4							WASHER, Flat
6									CHECK, Rear Door
	55135 658AB	1							Right
	55135 659AB	1							Left
7									SCREW, Torx Head, M6x1.0x16, (NOT SERVICED) (Not Serviced)
8	6503 504	2							NUT AND WASHER, Hex, M6x1
9	6503 538	4							SCREW AND WASHER, Hex Head, M8x1.25x30
10	55257 380AA	12							PLUG
11	2860 332	4							PLUG, Anti-Rattle
12									DOOR, Rear
	55136 700AF	1							Right
	55136 701AF	1							Left
13									PANEL, Rear Door
	55136 702AC	1							Right
	55136 703AC	1							Left
-14									NUT, Rivet, M5x.080x26.41, (NOT SERVICED) (Not Serviced)
-15									SEAL, Rear Door, Retainer
	55136 900AB	1							Right
	55136 901AB	1							Left

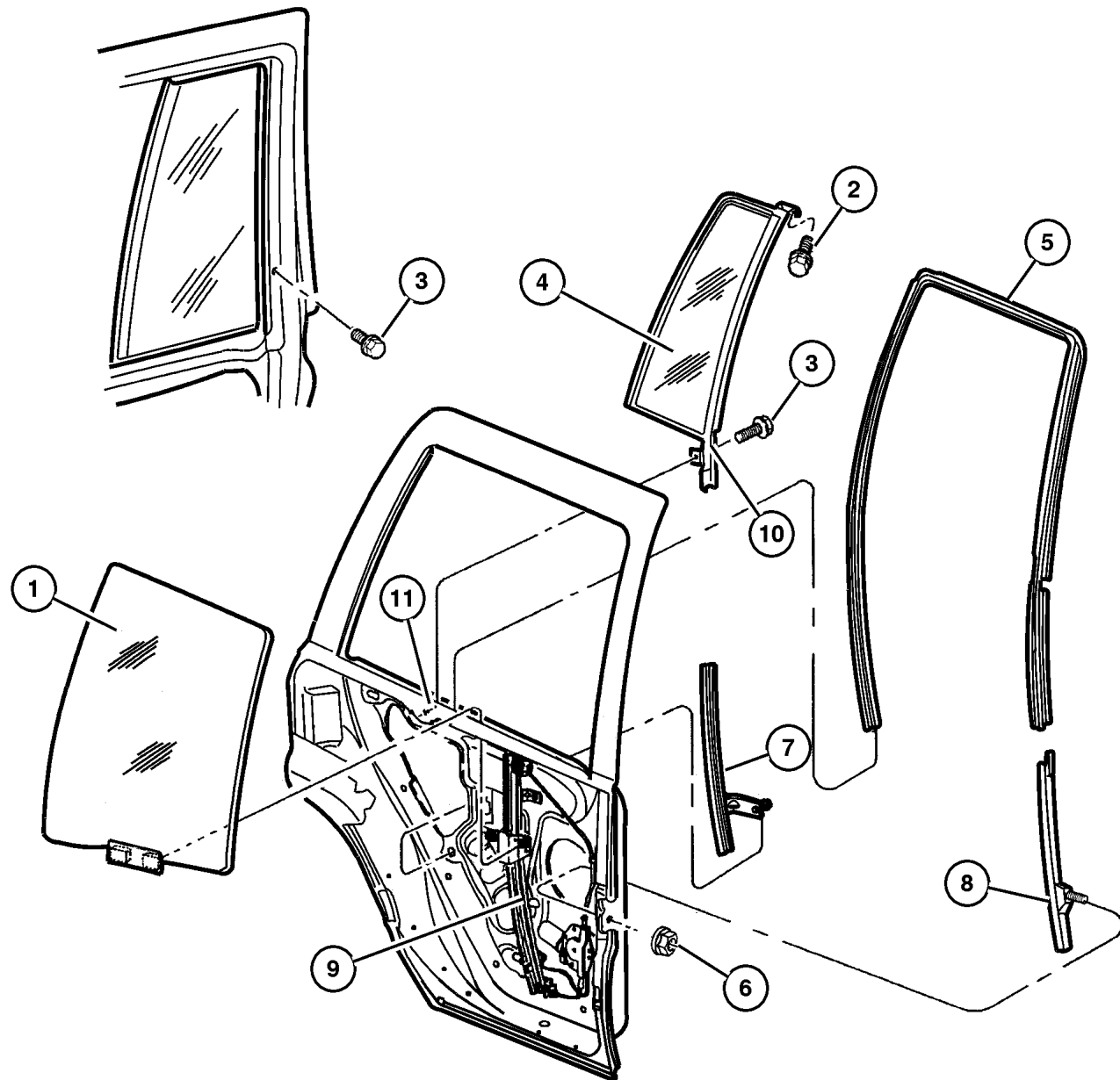
JEEP GRAND CHEROKEE (WJ)

SERIES	LINE	BODY	ENGINE	TRANSMISSION
H = Laredo	J = 4WD	74 = 4 Door	ERH = 4.0L, Power Tech I-6	DGK = 4 Speed Auto, 42RE
M = Sport	T = 2WD		EVA = 4.7L Power Tech V8	DGQ = 5 Speed Auto, 45RFE
P = Limited			EVC = 4.7L HO V8 MPI	DG0 = All Automatic Trans
S = Overland			ER0 = All 4.0L 6 Cyl Gas	
			EVO = All 4.7L Gas	

AR = Use as required - = Non illustrated part # = New this model year

October 1, 2003

**Door, Rear Glass and Regulators**  
**Figure DWJ-220**



ITEM	PART NUMBER	QTY	LINE	SERIES	BODY	ENGINE	TRANS	TRIM	DESCRIPTION
1									GLASS, Rear Door
	5513 6064	1							Sunscreen, Right
	5513 6065	1							Sunscreen, Left
	5019 686AA	1							EXPORT, Right
	5019 687AA	1							EXPORT, Left
2									SCREW, Tapping, .164-15x.75, (NOT SERVICED) (Not Serviced)
3									SCREW, Hex Flange Head, [.164-18x.75], (NOT SERVICED) (Not Serviced)
4									GLASS PACKAGE, Rear Door Qtr
	5016 914AG	1							Right
	5016 915AG	1							Left
5									SEAL, Rear Door Glass
	55136 080AF	1							Right
	55136 081AF	1							Left
6	6503 504	2							NUT AND WASHER, Hex, M6x1
7									CHANNEL, Rear Door Glass Lower
	55137 102AA	1							Right
	55137 103AA	1							Left
8									CHANNEL, Rear Door Glass Lower
	5513 6716	1							Right
	5513 6717	1							Left
9									REGULATOR, Rear Door Window
	55363 284AC	1							Right
	55363 285AC	1							Left
10	55137 006AB	2							CLIP
11	6505 223AA	2							NUT, Spring, M6
-12	5086 563AA	1							CLIP, Regulator
-13	55156 736AA	2		P, S					TAPE, Anti Chip

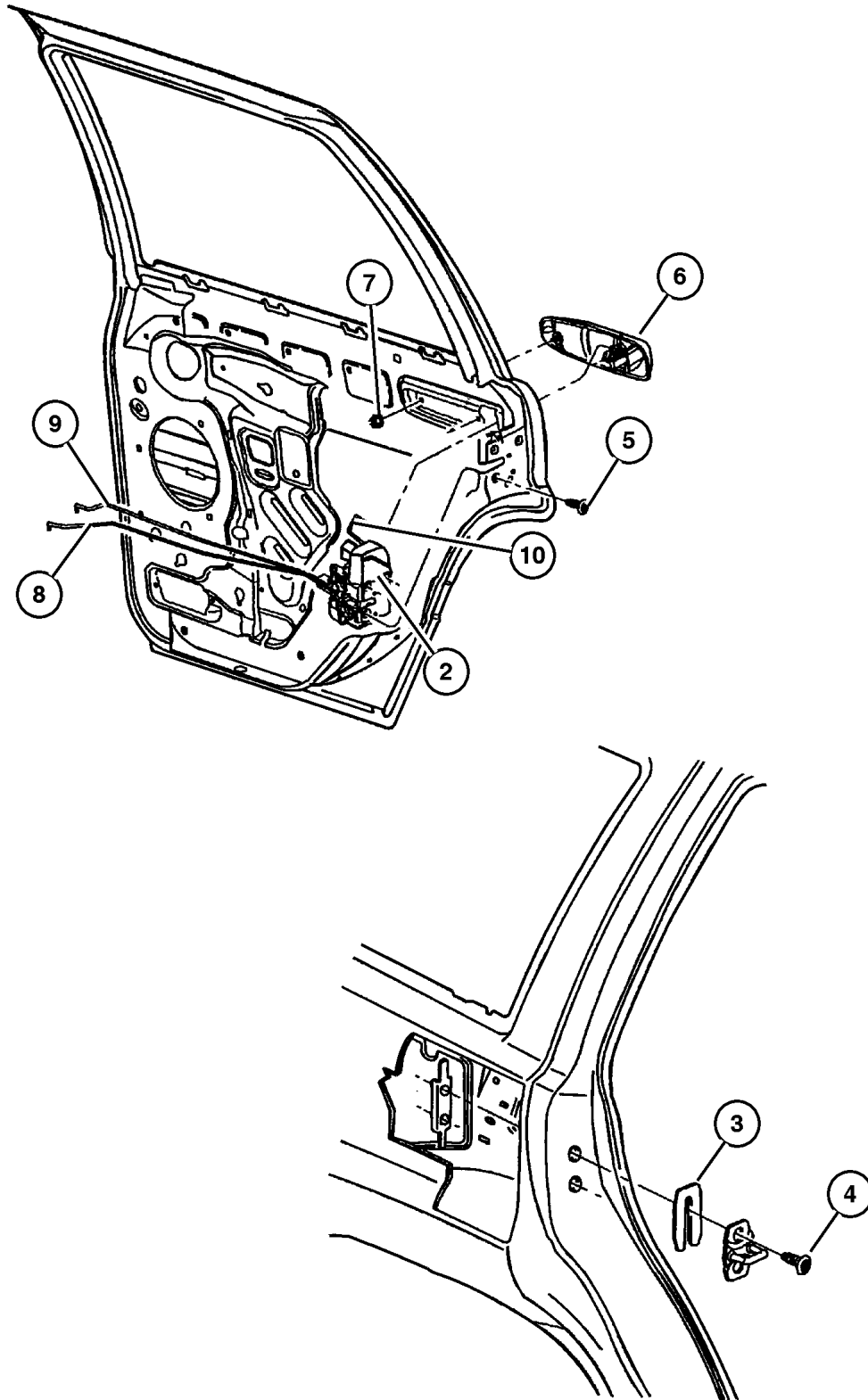
**JEEP GRAND CHEROKEE (WJ)**

SERIES	LINE	BODY	ENGINE	TRANSMISSION
H = Laredo	J = 4WD	74 = 4 Door	ERH = 4.0L, Power Tech I-6	DGK = 4 Speed Auto, 42RE
M = Sport	T = 2WD		EVA = 4.7L Power Tech V8	DGQ = 5 Speed Auto, 45RFE
P = Limited			EVC = 4.7L HO V8 MPI	DG0 = All Automatic Trans
S = Overland			ER0 = All 4.0L 6 Cyl Gas	
			EVO = All 4.7L Gas	

AR = Use as required - = Non illustrated part # = New this model year

October 1, 2003

Door, Rear Lock and Controls  
Figure DWJ-230



ITEM	PART NUMBER	QTY	LINE	SERIES	BODY	ENGINE	TRANS	TRIM	DESCRIPTION
-1									HANDLE, Door Interior
	5FX72 1DVAC	1		H					[DV], Right
	5FX74 1DVAD	1		X					[DV], Right
	5FX74 1DBAD	1		S					[DB], Right
	5FX73 1DVAC	1		H					[DV], Left
	5FX73 1L5AC	1		H					[L5], Left
	5FX73 1T5AC	1		H					[T5], Left
	5FX73 1DVAC	1		M					[DV], Left
	5FX73 1L5AC	1		M					[L5], Left
	5FX73 1T5AC	1		M					[T5], Left
	5FX75 1L5AD	1		P					[L5], Left
	5FX75 1T5AD	1		P					[T5], Left
	5FX72 1L5AC	1		H					[L5], Right
	5FX75 1DVAD	1		P					[DV], Left
		1		X					[DV], Left
	5FX75 1DBAD	1		S					[DB], Left
	5FX72 1T5AC	1		H					[T5], Right
	5FX72 1DVAC	1		M					[DV], Right
	5FX72 1L5AC	1		M					[L5], Right
	5FX72 1T5AC	1		M					[T5], Right
	5FX74 1DVAD	1		P					[DV], Right
	5FX74 1L5AD	1		P					[L5], Right
	5FX74 1T5AD	1		P					[T5], Right
2									LATCH, Rear Door
	55363 474AC	1							Right
	55363 475AC	1							Left
3	4520 289	AR							SPACER, Door Latch Striker
4	6506 749AA	4							SCREW, 6 Lobed
5									SCREW, Tapping, M6.3x1.8x38.1, (NOT SERVICED) (Not Serviced)
6									HANDLE, Exterior Door
	55135 838AD	1		H, M					Right
	5FW46 XBQAC	1		P, S					[BQ], Right
	5FW46 XRVAC	1		P, S					[RV], Right
	5FW46 YFFAC	1		P, S					[FF], Right
	5FW46 YJRAC	1		P, S					[JR], Right
	5FW47 AXRAC	1		P, S					[XR], Left
	5FW47 SW1AC	1		P, S					[W1], Left
	5FW47 WBTAC	1		P, S					[BT], Left
	5FW47 WELAC	1		P, S					[EL], Left
	5FW47 WSBAC	1		P, S					[SB], Left

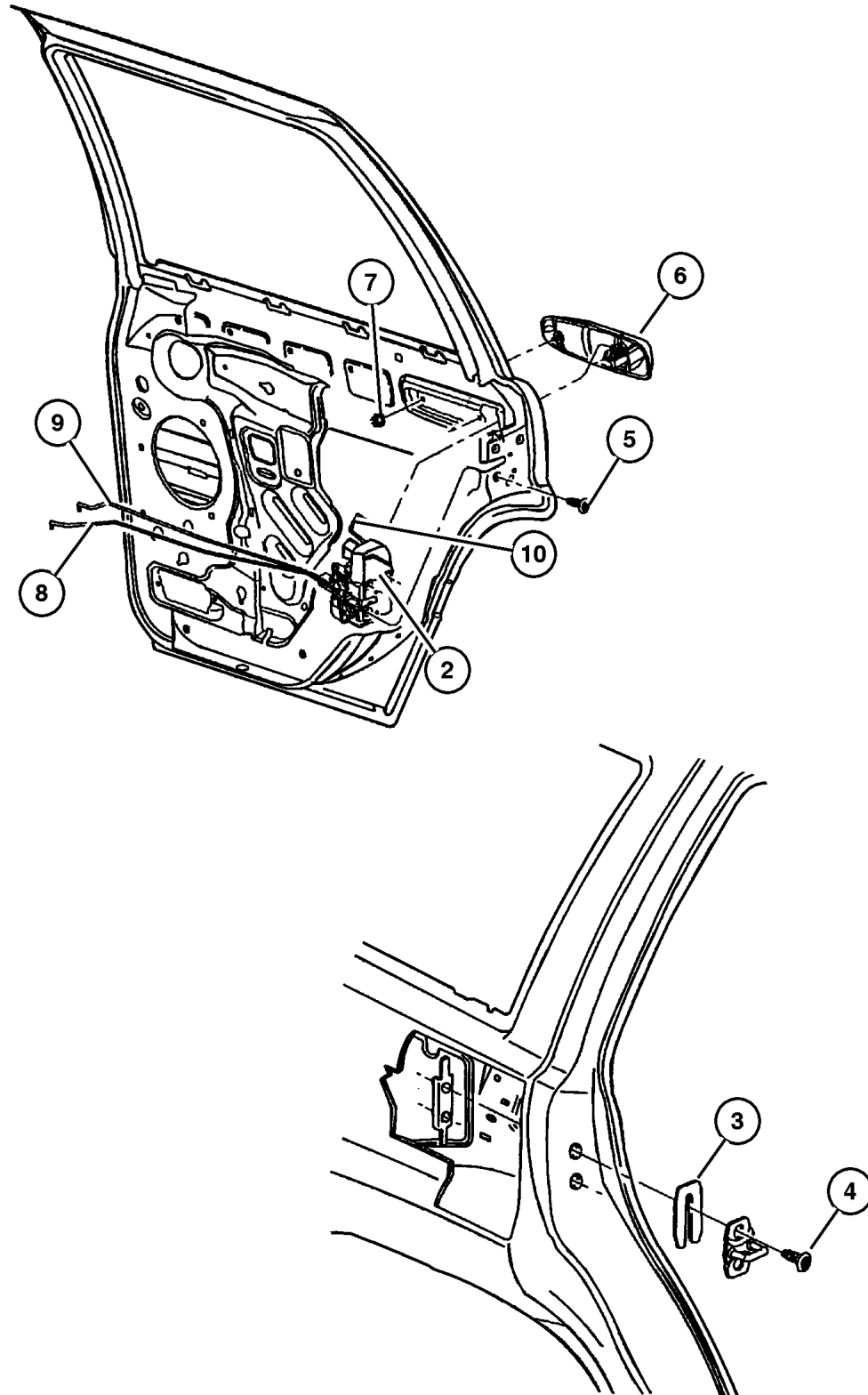
JEEP GRAND CHEROKEE (WJ)

SERIES	LINE	BODY	ENGINE	TRANSMISSION
H = Laredo	J = 4WD	74 = 4 Door	ERH = 4.0L, Power Tech I-6	DGK = 4 Speed Auto, 42RE
M = Sport	T = 2WD		EVA = 4.7L Power Tech V8	DGQ = 5 Speed Auto, 45RFE
P = Limited			EVC = 4.7L HO V8 MPI	DG0 = All Automatic Trans
S = Overland			ER0 = All 4.0L 6 Cyl Gas	
			EVO = All 4.7L Gas	

AR = Use as required - = Non illustrated part # = New this model year

October 1, 2003

**Door, Rear Lock and Controls**  
**Figure DWJ-230**



ITEM	PART NUMBER	QTY	LINE	SERIES	BODY	ENGINE	TRANS	TRIM	DESCRIPTION
	5FW47 XBQAC	1		P, S					[BQ], Left
	55135 839AD	1		H, M					Left
	5FW47 XRVAC	1		P, S					[RV], Left
	5FW47 YFFAC	1		P, S					[FF], Left
	5FW47 YJRAC	1		P, S					[JR], Left
	5FW47 ZDRAC	1		P, S					[DR], Left
	5FW46 AXRAC	1		P, S					[XR], Right
	5FW46 SW1AC	1		P, S					[W1], Right
	5FW46 WBTAC	1		P, S					[BT], Right
	5FW46 WSBAC	1		P, S					[SB], Right
	5FW46 YUBAC	1		P, S					[UB], Right
	5FW46 ZDRAC	1		P, S					[DR], Right
	5FW46 WELAC	1		P, S					[EL], Right
7	6503 226	4							NUT, Hex Flange, M5x.8
8	5014 384AB	1							ROD, Inside Handle to Latch Right
	5014 385AB	1							Left
9	5014 382AB	1							ROD, Inside Lock to Latch Right
	5014 383AB	1							Left
10	5014 372AB	1							LINK, Exterior Door Handle Right
	5014 373AB	1							Left
-11	4615 346	1							CLIP, Outside Door Handle

**JEEP GRAND CHEROKEE (WJ)**

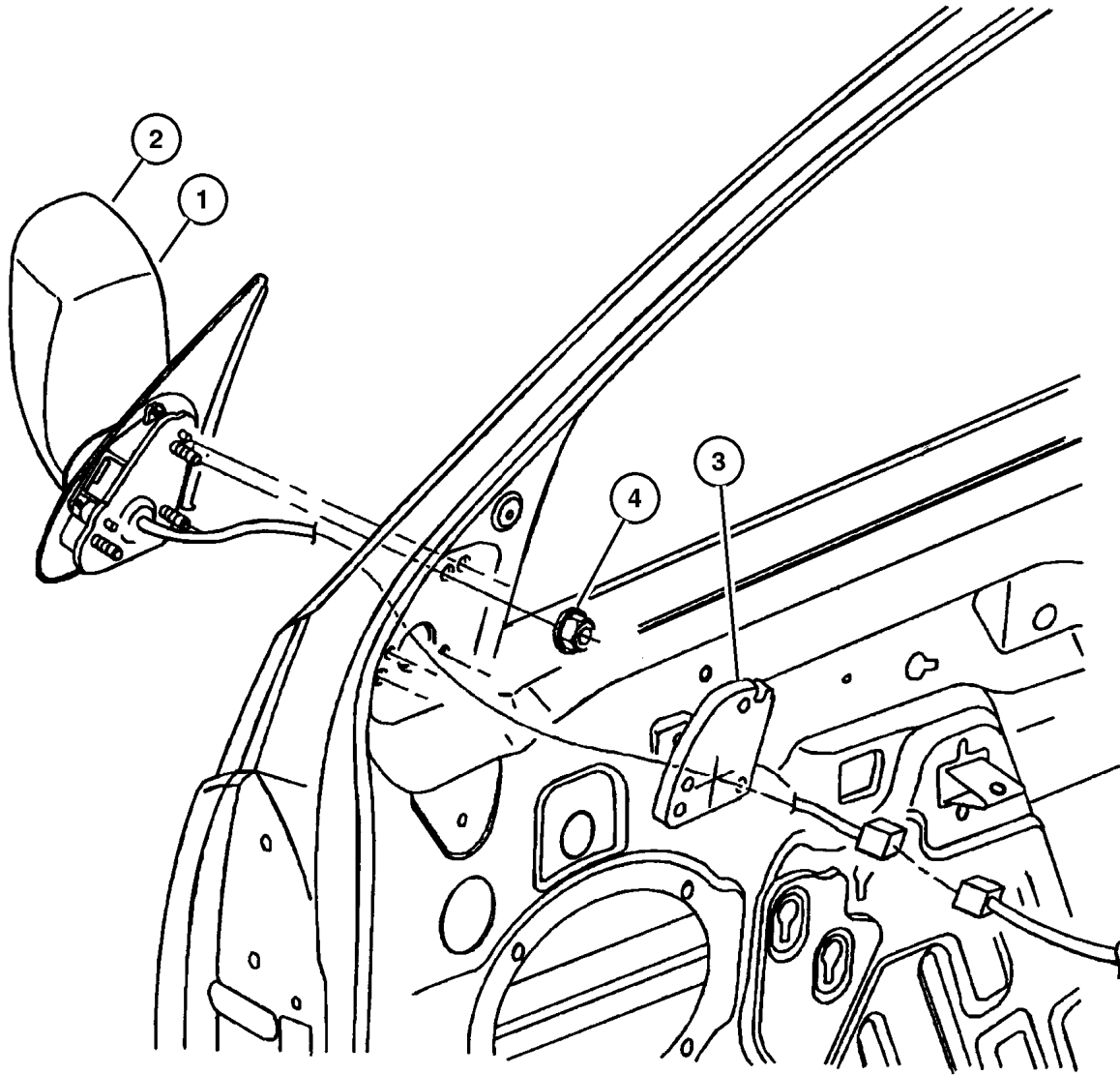
SERIES	LINE	BODY	ENGINE	TRANSMISSION
H = Laredo	J = 4WD	74 = 4 Door	ERH = 4.0L, Power Tech I-6	DGK = 4 Speed Auto, 42RE
M = Sport	T = 2WD		EVA = 4.7L Power Tech V8	DGQ = 5 Speed Auto, 45RFE
P = Limited			EVC = 4.7L HO V8 MPI	DG0 = All Automatic Trans
S = Overland			ER0 = All 4.0L 6 Cyl Gas	
			EVO = All 4.7l Gas	

AR = Use as required - = Non illustrated part # = New this model year

October 1, 2003

## Mirrors, Exterior Figure DWJ-510

ITEM	PART NUMBER	QTY	LINE	SERIES	BODY	ENGINE	TRANS	TRIM	DESCRIPTION
Note: Sales Code GTF = Power Fold-Away									
Note: Sales Code GTN = Power Fold-Away									
Note: Sales Code GTM = Power Fold-Away Heated									
Note: Sales Code GTR = Power Fold-Away									
Note: Sales Code GTW = Power Fold-Away Black									
Note: Sales Code GT3 = Power Fold-Away Hea									
1									MIRROR, Outside, Rearview, Electric, Heated
	55155 230AE	1							[GT3], Right
	55155 231AF	1							[GT3], Left
	#55155 232AG	1							[GTM][Up To 10-1-02], Right
	#55156 880AA	1							[GTM][After 10-1-02], Right
	#55155 233AG	1							[GTM], Left
2									MIRROR, Outside Rearview Electric Foldaway
	55155 446AE	1							[GTN][Up To 9-12-02], Right
	#55155 446AG	1							[GTN][After 9-12-02], Right
	55155 447AD	1							[GTN][Up To 9-12-02], Left
	#55155 447AF	1							[GTN][After 9-12-02], Left
3									SEAL, Mirror
	55136 274AB	1							Right
	55136 275AB	1							Left
4	J420 0408	6							NUT AND WASHER, Hex Nut-Coned Washer, M5 x 0.80
-5									GLASS, Mirror Replacement
	5013 636AA	1							[GTN], Right
	5013 637AA	1							[GTN], Left
	5017 072AA	1							[GT3], Right
	5017 075AA	1							[GT3], Left
	5017 072AA	1							[GTM], Right
	5017 073AA	1							[GTM], Left



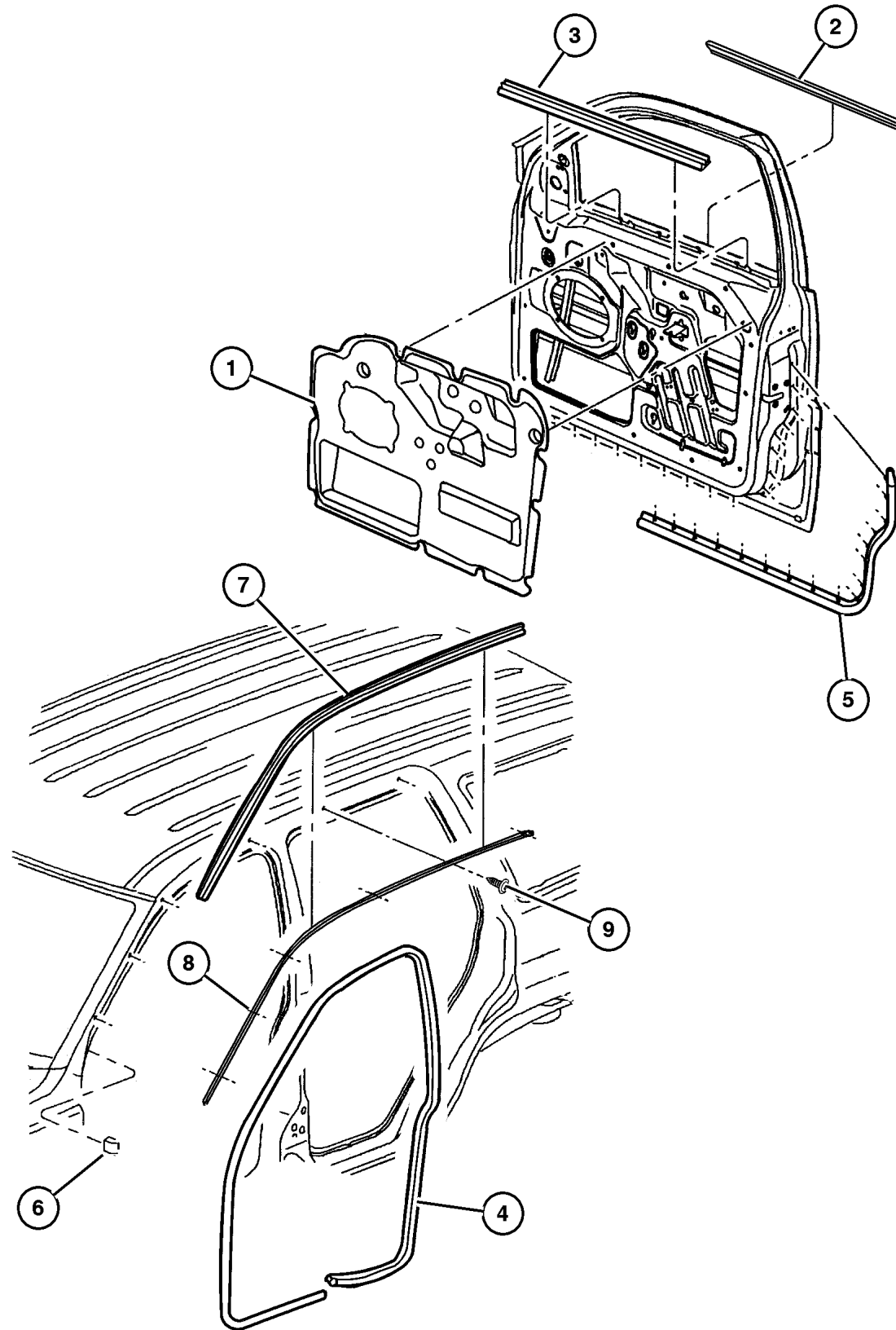
### JEEP GRAND CHEROKEE (WJ)

SERIES	LINE	BODY	ENGINE	TRANSMISSION
H = Laredo	J = 4WD	74 = 4 Door	ERH = 4.0L, Power Tech I-6	DGK = 4 Speed Auto, 42RE
M = Sport	T = 2WD		EVA = 4.7L Power Tech V8	DGQ = 5 Speed Auto, 45RFE
P = Limited			EVC = 4.7L HO V8 MPI	DG0 = All Automatic Trans
S = Overland			ER0 = All 4.0L 6 Cyl Gas	
			EVO = All 4.7l Gas	

AR = Use as required - = Non illustrated part # = New this model year

October 1, 2003

**Door, Front Weatherstrips and Seals**  
**Figure DWJ-610**



ITEM	PART NUMBER	QTY	LINE	SERIES	BODY	ENGINE	TRANS	TRIM	DESCRIPTION
1									INSULATOR, Front Door
	55135 874AH	1							Right
	55135 875AH	1							Left
2									WEATHERSTRIP, Front Door Belt
	55135 878AC	1							Right
	55135 879AC	1							Left
3									WEATHERSTRIP, Front Door Belt
	55135 898AC	1							Right
	55135 899AC	1							Left
4	55135 918AI	2							SEAL, Front Door
5									SEAL, Front Door
	55136 115AC	1							Right
		1							Left
6									BLOCKER, Seal Exterior A Pillar
	55363 144AB	1							Right
	55363 145AB	1							Left
7									SEAL, Body Side
	55135 869AC	1							Left
	55135 872AC	1							
8									MOLDING, Windshield
	55136 902AE	1							Right
	55136 903AE	1							Left
9									SCREW, Tapping, .164-18x.437, 06033605, (NOT SERVICED) (Not Serviced)

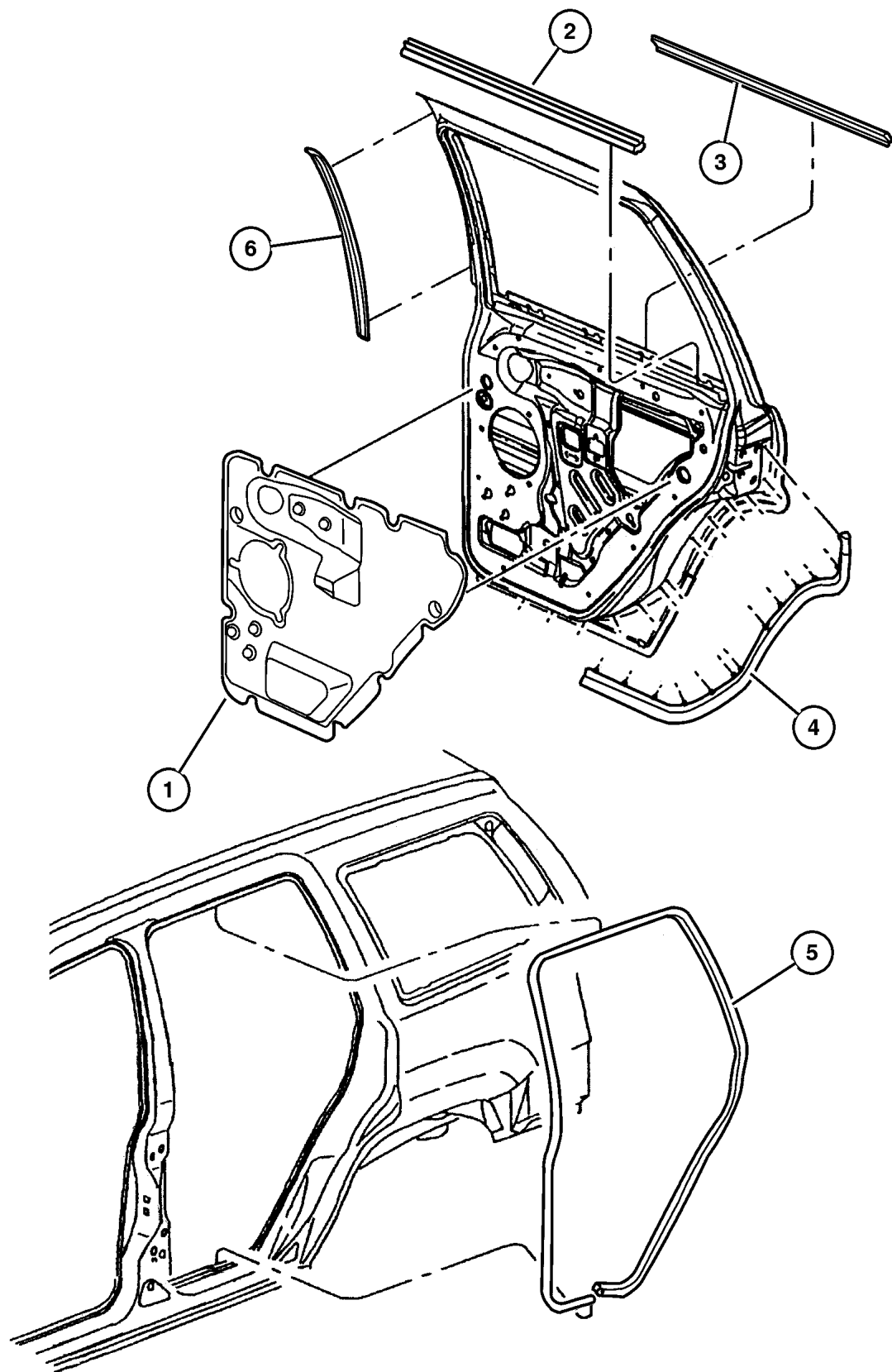
**JEEP GRAND CHEROKEE (WJ)**

<b>SERIES</b>	<b>LINE</b>	<b>BODY</b>	<b>ENGINE</b>	<b>TRANSMISSION</b>
H = Laredo	J = 4WD	74 = 4 Door	ERH = 4.0L, Power Tech I-6	DGK = 4 Speed Auto, 42RE
M = Sport	T = 2WD		EVA = 4.7L Power Tech V8	DGQ = 5 Speed Auto, 45RFE
P = Limited			EVC = 4.7L HO V8 MPI	DG0 = All Automatic Trans
S = Overland			ER0 = All 4.0L 6 Cyl Gas	
			EVO = All 4.7l Gas	

AR = Use as required - = Non illustrated part # = New this model year

October 1, 2003

**Door, Rear Weatherstrips and Seals  
Figure DWJ-620**



ITEM	PART NUMBER	QTY	LINE	SERIES	BODY	ENGINE	TRANS	TRIM	DESCRIPTION
1	55135 876AF	1							INSULATOR, Rear Door Right
	55135 877AF	1							Left
2	55135 888AC	1							WEATHERSTRIP, Rear Door Belt, Inner Right
	55135 889AC	1							Left
3	55135 890AC	1							WEATHERSTRIP, Rear Door Belt, Outer Right
	55135 891AC	1							Left
4	55136 116AD	1							SEAL, Rear Door Right
	55136 117AD	1							Left
5	55135 958AI	2							SEAL, Rear Door
6	55136 118AD	1							SEAL, B-Pillar Right
	55136 119AD	1							Left

**JEEP GRAND CHEROKEE (WJ)**

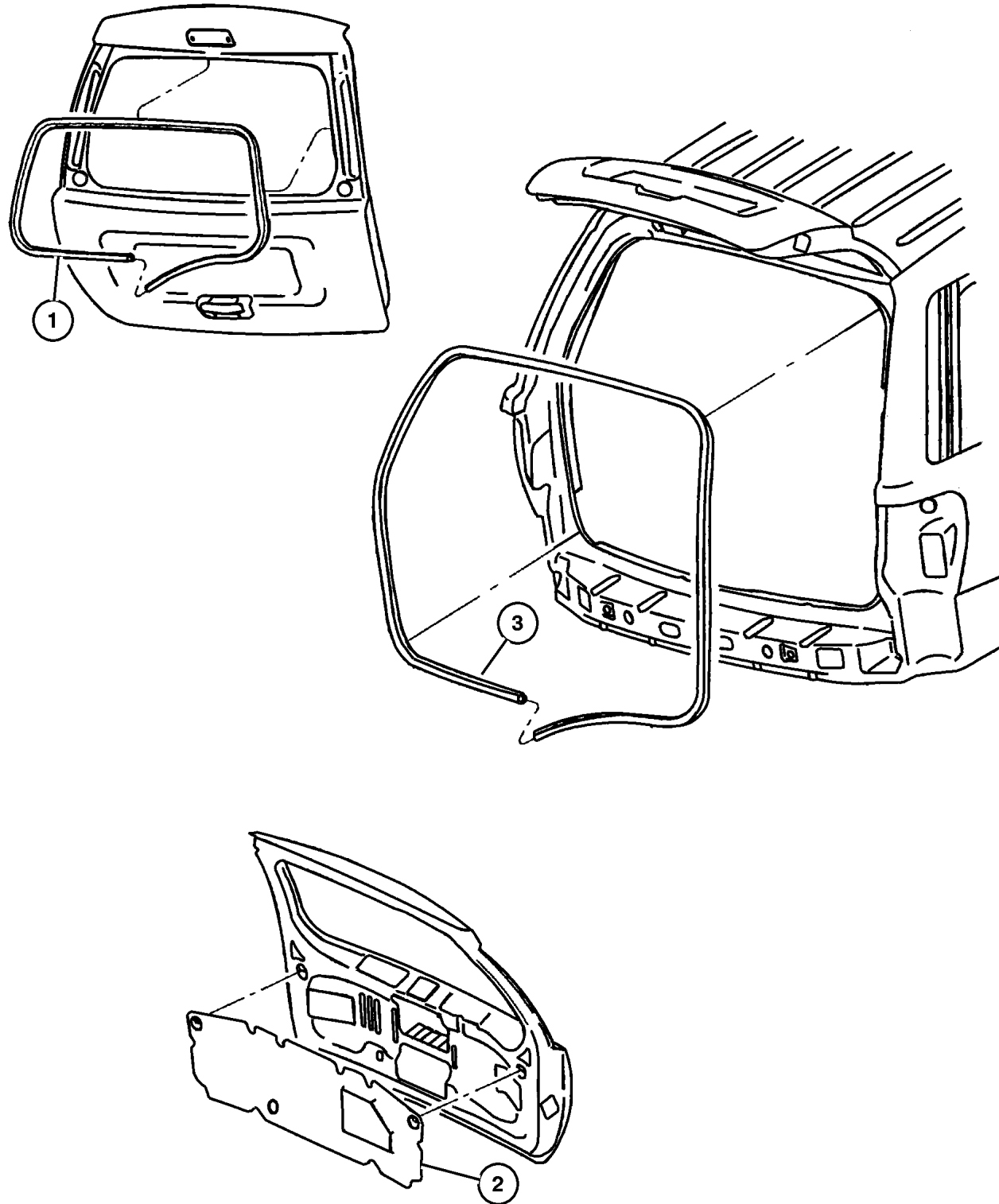
<b>SERIES</b>	<b>LINE</b>	<b>BODY</b>	<b>ENGINE</b>	<b>TRANSMISSION</b>
H = Laredo	J = 4WD	74 = 4 Door	ERH = 4.0L, Power Tech I-6	DGK = 4 Speed Auto, 42RE
M = Sport	T = 2WD		EVA = 4.7L Power Tech V8	DGQ = 5 Speed Auto, 45RFE
P = Limited			EVC = 4.7L HO V8 MPI	DG0 = All Automatic Trans
S = Overland			ER0 = All 4.0L 6 Cyl Gas	
			EVO = All 4.7l Gas	

AR = Use as required - = Non illustrated part # = New this model year

October 1, 2003

**Door, Rear Tail Gate Weatherstrips and Seals**  
**Figure DWJ-630**

ITEM	PART NUMBER	QTY	LINE	SERIES	BODY	ENGINE	TRANS	TRIM	DESCRIPTION
1	55363 160AC	1							WEATHERSTRIP, Liftgate Glass
2	55136 185AC	1							INSULATION, liftgate
3	55135 388AC	1							SEAL, Liftgate



<b>JEEP GRAND CHEROKEE (WJ)</b>				
SERIES	LINE	BODY	ENGINE	TRANSMISSION
H = Laredo	J = 4WD	74 = 4 Door	ERH = 4.0L, Power Tech I-6	DGK = 4 Speed Auto, 42RE
M = Sport	T = 2WD		EVA = 4.7L Power Tech V8	DGQ = 5 Speed Auto, 45RFE
P = Limited			EVC = 4.7L HO V8 MPI	DG0 = All Automatic Trans
S = Overland			ER0 = All 4.0L 6 Cyl Gas	
			EVO = All 4.7l Gas	

AR = Use as required - = Non illustrated part # = New this model year

October 1, 2003



# Group – EWJ

## Exterior Ornamentation

### GROUP EWJ - Exterior Ornamentation

Illustration Title

Group-Fig. No.

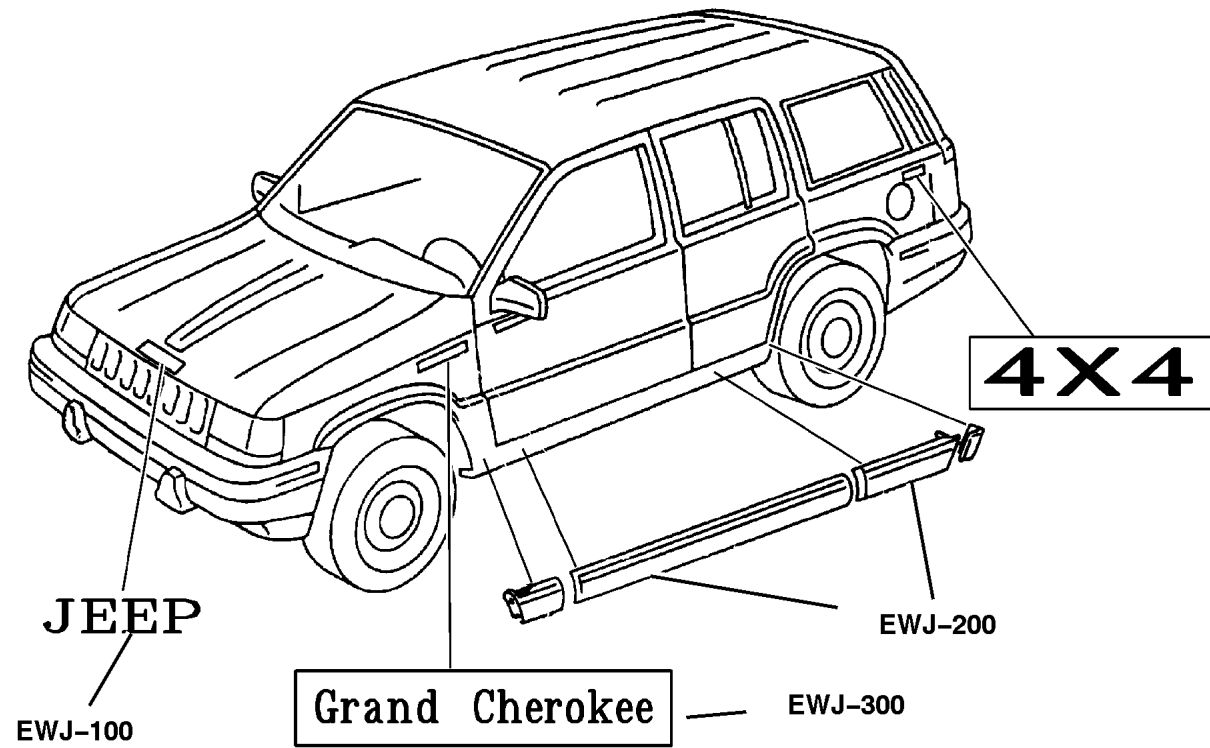
#### Nameplates


Nameplates and Decals ..... Fig. EWJ-120

#### Moldings and Ornamentation

Moldings, Upper ..... Fig. EWJ-210

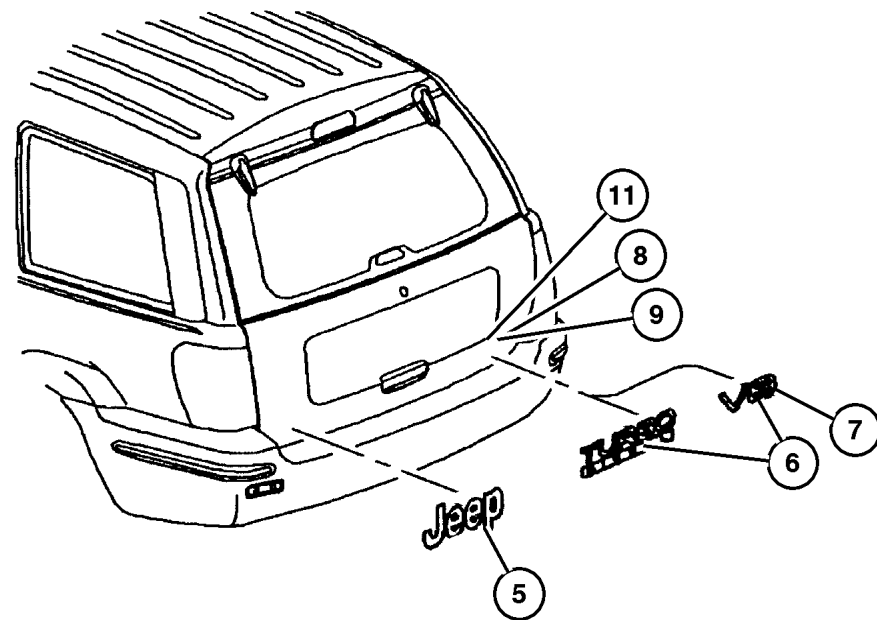
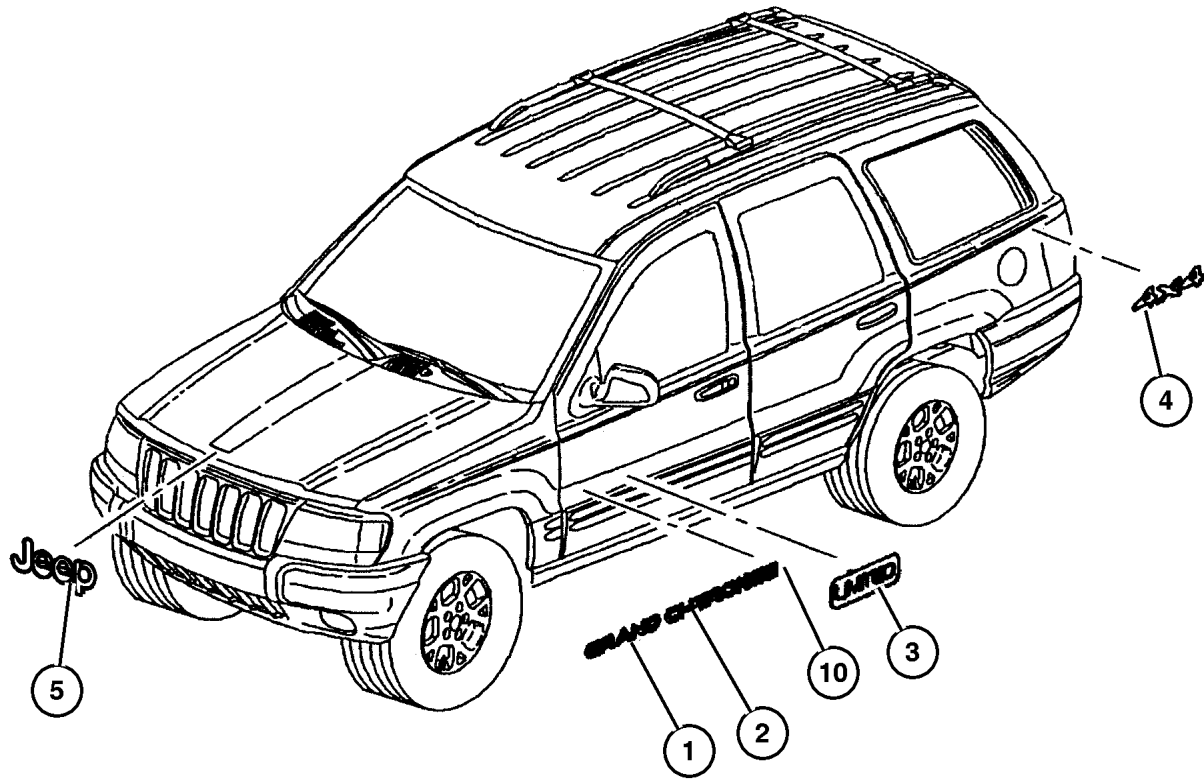
Cladding and Sill Moldings ..... Fig. EWJ-220



<p><b>EWJ-100</b> Nameplates</p> <p><b>Grand Cherokee</b> <b>JEEP</b></p>	<p><b>EWJ-200</b> Moldings and Ornamentation</p> 		
---	--	--	--

**Nameplates and Decals**  
**Figure EWJ-120**

ITEM	PART NUMBER	QTY	LINE	SERIES	BODY	ENGINE	TRANS	TRIM	DESCRIPTION
1	5515 5621	2							NAMEPLATE, Grand Cherokee, Chrome [MVB]
2	#5JM98 CA1AA	2							NAMEPLATE, Grand Cherokee, [KWS]
3	55156 043AA	2		P					DIMENSIONAL GRAPHIC, Limited, Chrome [MVA]
4	5515 5623	1	J						NAMEPLATE, 4 x 4 Chrome [MWT]
	#5JN00 CA1AA	1							[KRS]
5	5515 5622	2							NAMEPLATE, Jeep, Chrome [MVC]
6	5515 5620	1							NAMEPLATE, V-8 and Quadra Drive V-8 Chrome [MVE]
	55155 994AA	1							Quadra Drive - Chrome [MZB]
7	#5JM89 CA1AA	1							NAMEPLATE, V-8, [KSS]
8	55156 273AE	1							DECAL, Sport, [MVJ]
9	#5JM88 CA1AA	1							NAMEPLATE, Sport, [KJS]
10	55156 590AA	2	J						NAMEPLATE, Overland
11	55156 208AA	1							NAMEPLATE, 4.7L HO
-12	55156 273AE	1							DECAL, Sport
-13	55156 807AA	2		H					DIMENSIONAL GRAPHIC, Special Edition



**JEEP GRAND CHEROKEE (WJ)**

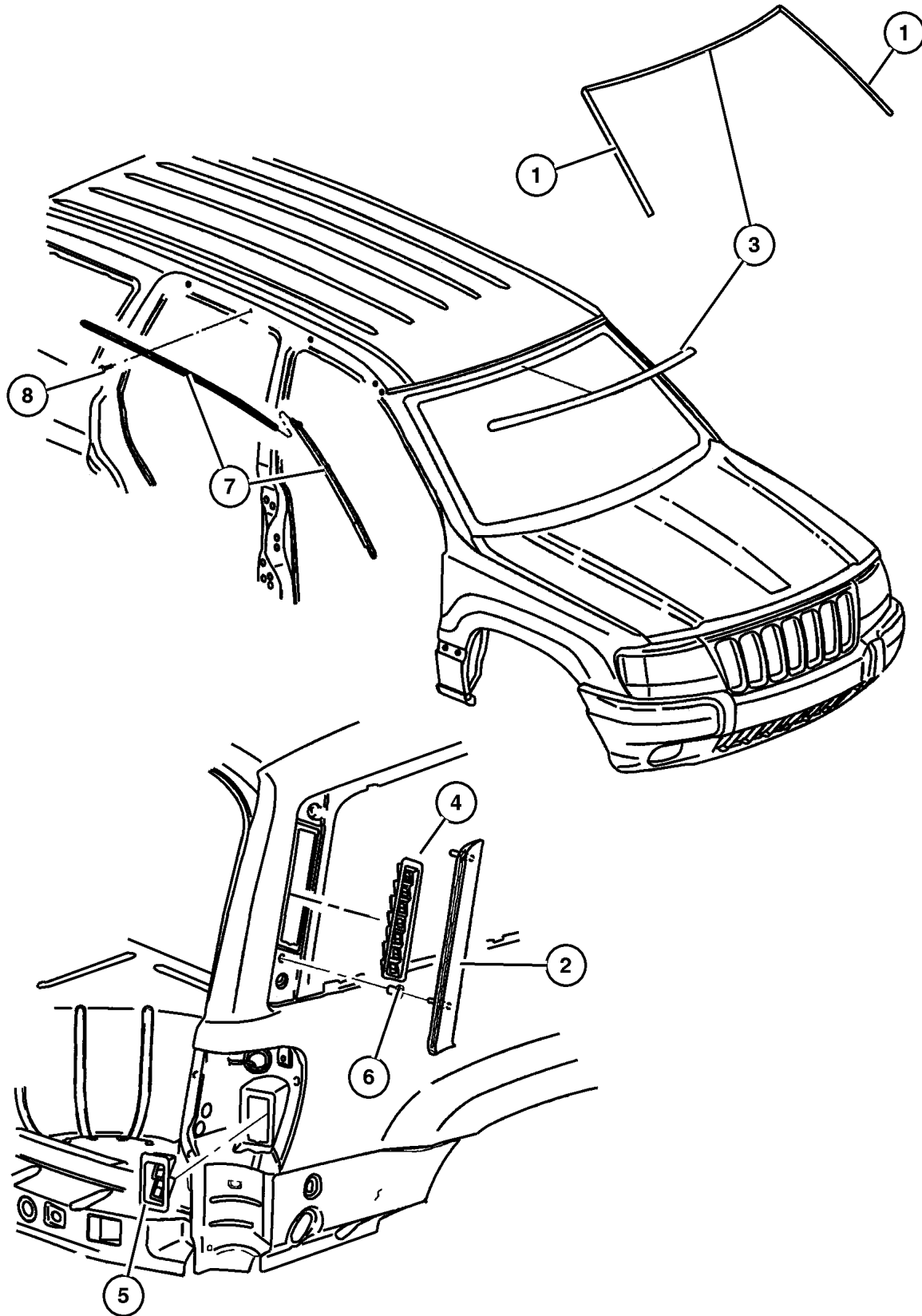
SERIES	LINE	BODY	ENGINE	TRANSMISSION
H = Laredo	J = 4WD	74 = 4 Door	ERH = 4.0L, Power Tech I-6	DGK = 4 Speed Auto, 42RE
M = Sport	T = 2WD		EVA = 4.7L Power Tech V8	DGQ = 5 Speed Auto, 45RFE
P = Limited			EVC = 4.7L HO V8 MPI	DG0 = All Automatic Trans
S = Overland			ER0 = All 4.0L 6 Cyl Gas	
			EVO = All 4.7l Gas	

AR = Use as required - = Non illustrated part # = New this model year

October 1, 2003

**Moldings, Upper**  
**Figure EWJ-210**

ITEM	PART NUMBER	QTY	LINE	SERIES	BODY	ENGINE	TRANS	TRIM	DESCRIPTION
1									MOLDING, Windshield
	55136 902AE	1							Right
	55136 903AE	1							Left
2									APPLIQUE, D Pillar
	5EZ20 AXRAE	1		P, S					[XR], Right
	5EZ20 ZDRAE	1		P, S					[DR], Right
	5EZ21 AXRAE	1		P, S					[XR], Left
	5EZ21 SW1AE	1		P, S					[W1], Left
	5EZ21 WBTAE	1		P, S					[BT], Left
	5EZ21 WELAE	1		P, S					[EL], Left
	5EZ21 WSBAE	1		P, S					[SB], Left
	5EZ21 XRVAE	1		P, S					[RV], Left
	5EZ21 YFFAE	1		P, S					[FF], Left
	5EZ21 YJRAE	1		P, S					[JR], Left
	5EZ21 YUBAE	1		P, S					[UB], Left
	5EZ20 SW1AE	1		P, S					[W1], Right
	5EZ21 ZDRAE	1		P, S					[DR], Left
	#5JG18 RXFAB	1		H, M					Right
	#5JG19 RXFAB	1		H, M					Left
	5EZ20 WBTAE	1		P, S					[BT], Right
	5EZ20 WELAE	1		P, S					[EL], Right
	5EZ20 WSBAE	1		P, S					[SB], Right
	5EZ20 XRVAE	1		P, S					[RV], Right
	5EZ20 YFFAE	1		P, S					[FF], Right
	5EZ20 YJRAE	1		P, S					[JR], Right
	5EZ20 YUBAE	1		P, S					[UB], Right
3	55135 592AD	1							MOLDING, Windshield, Upper
4	55136 278AF	1							EXHAUSTER, Quarter Panel, Right
5	55136 280AB	2							EXHAUSTER, Quarter Panel
6	6004 512	4							CLIP, D Pillar Exhauster
7									SEAL, Body Side
	55135 869AC	1							Right
	55135 872AC	1							Left
8									SCREW, Tapping, .164-18x.437, 06033605, (NOT SERVICED) (Not Serviced)



**JEEP GRAND CHEROKEE (WJ)**

SERIES  
H = Laredo  
M = Sport  
P = Limited  
S = Overland

LINE  
J = 4WD  
T = 2WD

BODY  
74 = 4 Door

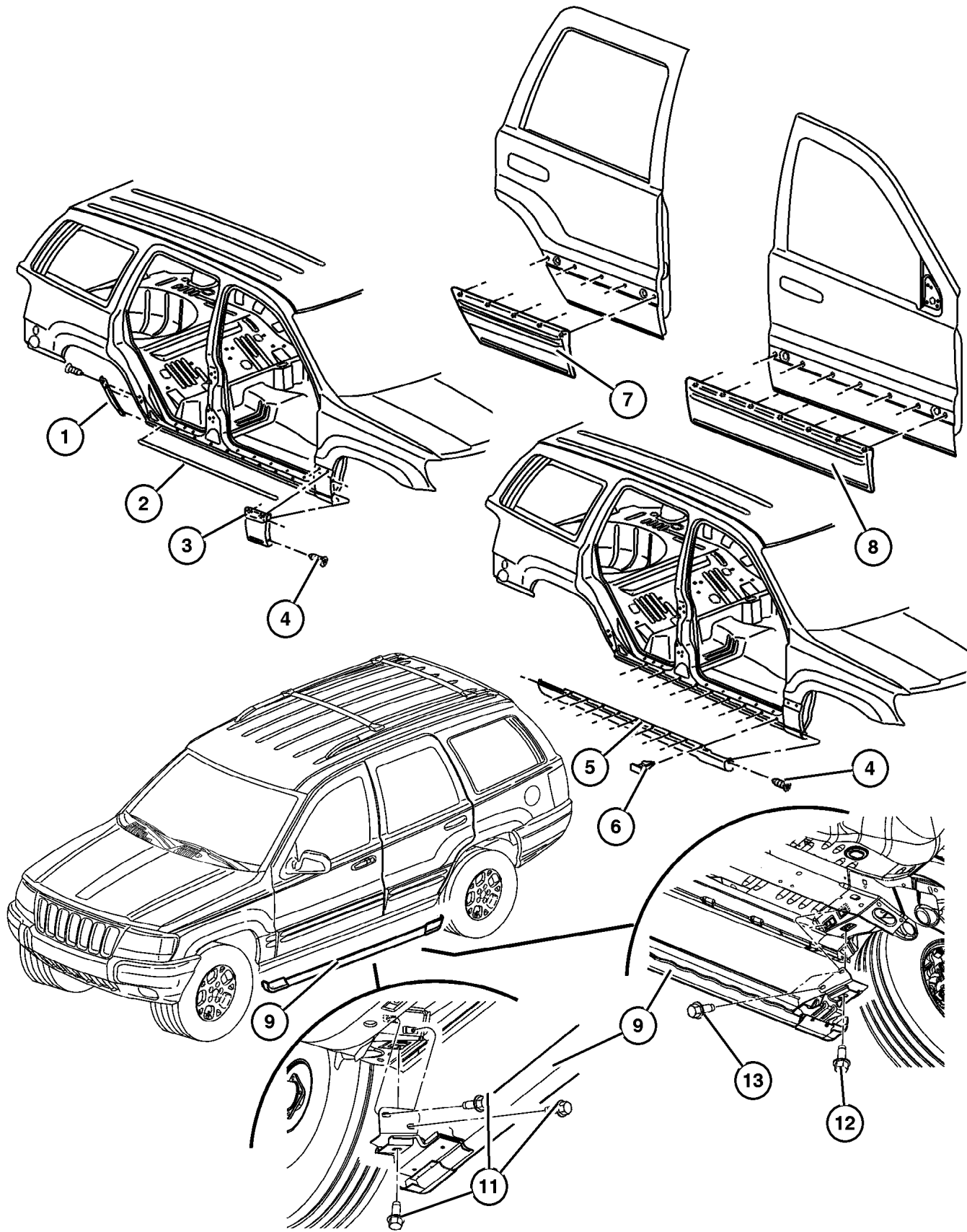
ENGINE  
ERH = 4.0L, Power Tech I-6  
EVA = 4.7L Power Tech V8  
EVC = 4.7L HO V8 MPI  
ER0 = All 4.0L 6 Cyl Gas  
EVO = All 4.7L Gas

TRANSMISSION  
DGK = 4 Speed Auto, 42RE  
DGQ = 5 Speed Auto, 45RFE  
DG0 = All Automatic Trans

AR = Use as required - = Non illustrated part # = New this model year

October 1, 2003

## Cladding and Sill Moldings Figure EWJ-220



ITEM	PART NUMBER	QTY	LINE	SERIES	BODY	ENGINE	TRANS	TRIM	DESCRIPTION
------	-------------	-----	------	--------	------	--------	-------	------	-------------

Note; Sales Codes

[ADX] = Special Appearance Package

1									CLADDING, Quarter Panel
	5EY78 WLPAB	1		H					[K4H], Right
	5EY8 8XRV	1		H					[K4V], Right
	5EY8 8YJR	1		H					[K4J], Right
	5EY8 8YUB	1		H					[K4T], Right
	5EY8 8ZDR	1		H					[K4D], Right
	5EY8 9AXR	1		H					[K4B], Left
	5EY8 9SW1	1		H					[K4N], Left
	5EY8 9WBT	1		H					[K4P], Left
	5EY8 9WEL	1		H					[K4W], Left
	5EY8 9WSB	1		H					[K4L], Left
	5EY8 9XRV	1		H					[K4V], Left
	5EY78 ZSPAB	1		H					[K4S], Right
	5EY8 9YJR	1		H					[K4J], Left
	5EY8 9YUB	1		H					[K4T], Left
	5EY8 9ZDR	1		H					[K4D], Left
	5EY8 8AXR	1		P					[K4B], Right
	5EY8 8SW1	1		P					[K4N], Right
	5EY8 8WBT	1		P					[K4P], Right
	5EY8 8WEL	1		P					[K4W], Right
	5EY8 8WSB	1		P					[K4L], Right
	5EY8 8XRV	1		P					[K4V], Right
	5EY8 8YFF	1		P					[K4F], Right
	5EY79 WLPAB	1		H					[K4H], Left
	5EY8 8YJR	1		P					[K4J], Right
	5EY8 8ZDR	1		P					[K4D], Right
	5EY8 9AXR	1		P					[K4B], Left
	5EY8 9SW1	1		P					[K4N], Left
	5EY8 9WBT	1		P					[K4P], Left
	5EY8 9WEL	1		P					[K4W], Left
	5EY8 9WSB	1		P					[K4L], Left
	5EY8 9YFF	1		P					[K4F], Left
	5EY8 9YJR	1		P					[K4J], Left
	5EY78 WLPAB	1		M					[K4H], Right
	5EY79 ZSPAB	1		H					[K4S], Left
	5EY78 ZSPAB	1		M					[K4S], Right
	5EY79 WLPAB	1		M					[K4H], Left
	5EY79 ZSPAB	1		M					[K4S], Left
	5EY8 8AXR	1		S					[K4B], Right

### JEEP GRAND CHEROKEE (WJ)

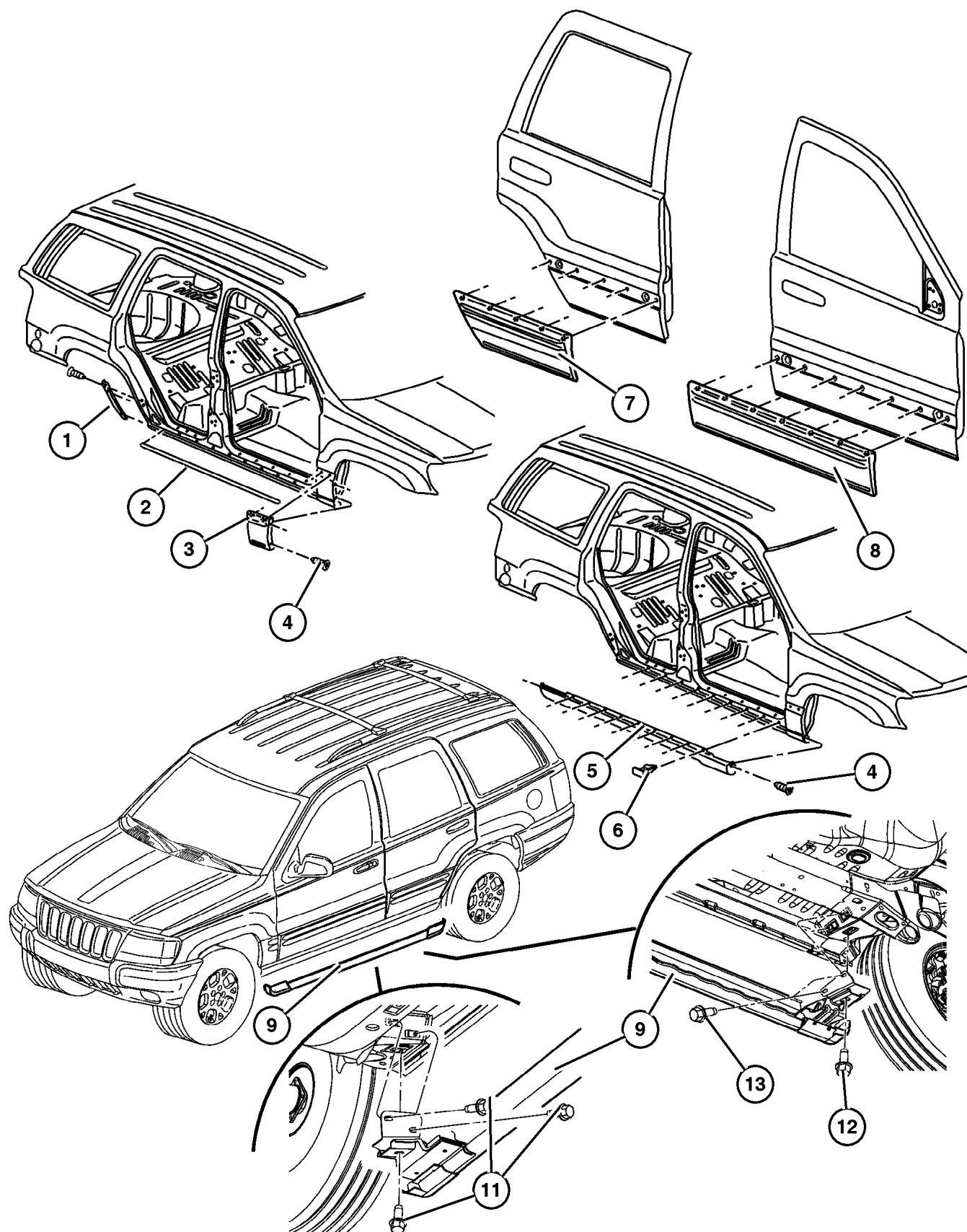
SERIES	LINE	BODY	ENGINE
H = Laredo	J = 4WD	74 = 4 Door	ERH = 4.0L, Power Tech I-6
M = Sport	T = 2WD		EVA = 4.7L Power Tech V8
P = Limited			EVC = 4.7L HO V8 MPI
S = Overland			ER0 = All 4.0L 6 Cyl Gas
			EVO = All 4.7L Gas

TRANSMISSION
DGK = 4 Speed Auto, 42RE
DGQ = 5 Speed Auto, 45RFE
DG0 = All Automatic Trans

AR = Use as required - = Non illustrated part # = New this model year

October 1, 2003

## Cladding and Sill Moldings Figure EWJ-220



ITEM	PART NUMBER	QTY	LINE	SERIES	BODY	ENGINE	TRANS	TRIM	DESCRIPTION
	5EY8 8WEL	1		S					[K4W], Right
	5EY8 8WSB	1		S					[K4L], Right
	5EY8 8YJR	1		S					[K4J], Right
	5EY8 8ZDR	1		S					[K4D], Right
	5EY8 9AXR	1		S					[K4B], Left
	5EY8 9WEL	1		S					[K4W], Left
	5EY8 8AXR	1		H					[K4B], Right
	5EY8 9WSB	1		S					[K4L], Left
	5EY8 9YJR	1		S					[K4J], Left
	5EY8 9ZDR	1		S					[K4D], Left
	5EY78 VF7AB	1		H					[K4K], Right
		1		M					[K4K], Right
	5EY78 XS9AB	1		H					[K4A], Right
		1		M					[K4A], Right
	5EY79 VF7AB	1		H					[K4K], Left
		1		M					[K4K], Left
	5EY79 XS9AB	1		H					[K4A], Left
	5EY8 8SW1	1		H					[K4N], Right
	5EY79 XS9AB	1		M					[K4A], Left
	#5HB04 WBTAB	1		X					[K4P], Right
	#5HB04 WSBAB	1		X					[K4L], Right
	#5HB04 ZDRAB	1		X					[K4D], Right
	#5HB05 AXRAB	1		X					[K4B], Left
	#5HB05 WBTAB	1		X					[K4P], Left
	#5HB05 WSBAB	1		X					[K4L], Left
	#5HB05 ZDRAB	1		X					[K4D], Left
	5EY8 8WBT	1		H					[K4P], Right
	5EY8 8WEL	1		H					[K4W], Right
	5EY8 8WSB	1		H					[K4L], Right
2									MOLDING, Sill Cover
	5EY64 WLPAC	1		H					[K5H], Right
	5EY65 XS9AC	1		M					[K5A], Left
	5EY65 VF7AC	1		H					[K5K], Left
	5EY65 XS9AC	1		H					[K5A], Left
	5EY64 ZSPAC	1		H					[K5S], Right
	5EY65 WLPAC	1		H					[K5H], Left
	5EY65 ZSPAC	1		H					[K5S], Left
	5EY64 WLPAC	1		M					[K5H], Right
	5EY64 ZSPAC	1		M					[K5S], Right
	5EY65 WLPAC	1		M					[K5H], Left
	5EY65 ZSPAC	1		M					[K5S], Left

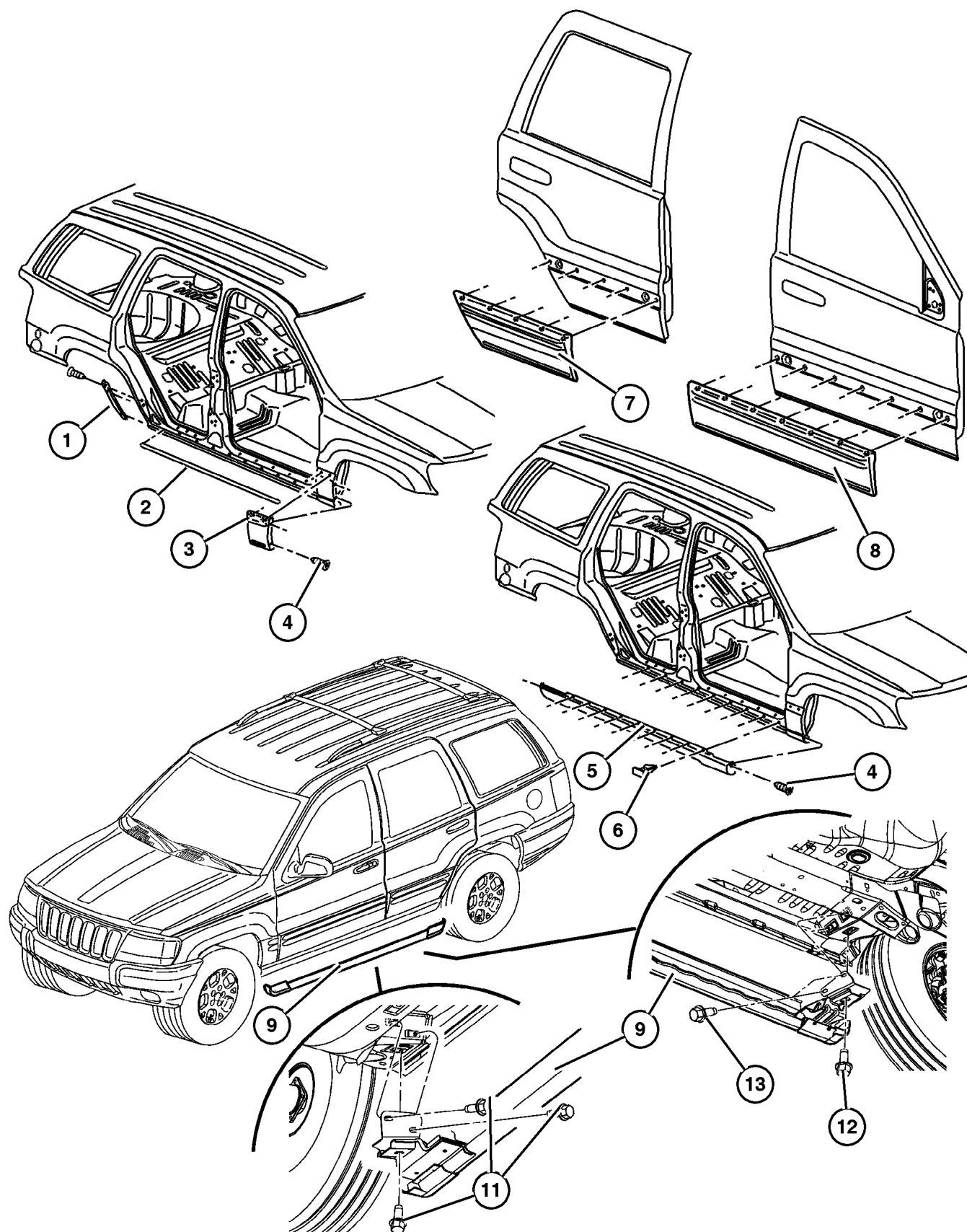
### JEEP GRAND CHEROKEE (WJ)

SERIES	LINE	BODY	ENGINE	TRANSMISSION
H = Laredo	J = 4WD	74 = 4 Door	ERH = 4.0L, Power Tech I-6	DGK = 4 Speed Auto, 42RE
M = Sport	T = 2WD		EVA = 4.7L Power Tech V8	DGQ = 5 Speed Auto, 45RFE
P = Limited			EVC = 4.7L HO V8 MPI	DG0 = All Automatic Trans
S = Overland			ER0 = All 4.0L 6 Cyl Gas	
			EVO = All 4.7L Gas	

AR = Use as required - = Non illustrated part # = New this model year

October 1, 2003

## Cladding and Sill Moldings Figure EWJ-220



ITEM	PART NUMBER	QTY	LINE	SERIES	BODY	ENGINE	TRANS	TRIM	DESCRIPTION
	5EY65 VF7AC	1		M					[K5K], Left
3									CLADDING, Fender
	5015 766AB	1		P					[Service Dealer Paint], Right
	5FR17 ZSPAC	1		H					[K4S], Left
	5FR16 WLPAC	1		M					[K4H], Right
	5FR16 ZSPAC	1		M					[K4S], Right
	5FR17 WLPAC	1		M					[K4H], Left
	5FR17 ZSPAC	1		M					[K4S], Left
	5FR16 VF7AC	1		H					[K4K], Right
		1		M					[K4K], Right
	5FR16 XS9AC	1		H					[K4A], Right
		1		M					[K4A], Right
	5FR17 VF7AC	1		H					[K4K], Left
	5015 767AB	1		P					[Service Dealer Paint], Left
	5FR17 VF7AC	1		M					[K4K], Left
	5FR17 XS9AC	1		H					[K4A], Left
		1		M					[K4A], Left
	5015 766AB	1		S					[Service Dealer Paint], Right
	5015 767AB	1		S					[Service Dealer Paint], Left
	5015 766AB	1		H					With [ADX,ALS] [Service Dealer Paint], Right
	5015 767AB	1		H					With [ADX,ALS] [Service Dealer Paint], Left
	5FR16 WLPAC	1		H					[K4H], Right
	5FR16 ZSPAC	1		H					[K4S], Right
	5FR17 WLPAC	1		H					[K4H], Left
4	6035 217	4							SCREW, Round Head, .164-18.5
5									MOLDING, Sill Cover
	5EY64 WLPAC	1		H					[K5H], Right
	5EY65 WLPAC	1		H					[K5H], Left
	5EY64 ZSPAC	1		H					[K5S], Right
	5EY65 ZSPAC	1		H					[K5S], Left
	5EY64 WLPAC	1		M					[K5H], Right
	5EY65 WLPAC	1		M					[K5H], Left
	5EY64 ZSPAC	1		M					[K5S], Right
	5EY65 ZSPAC	1		M					[K5S], Left
6	#5FR56 XXXAB	18		H, M					RETAINER
7									CLADDING, Rear Door
	5015 772AB	1		P					[Service Dealer Paint], Right
	5EY75 ZSPAF	1		H					[K4S], Left
	5EY74 WLPAF	1		M					[K4H], Right

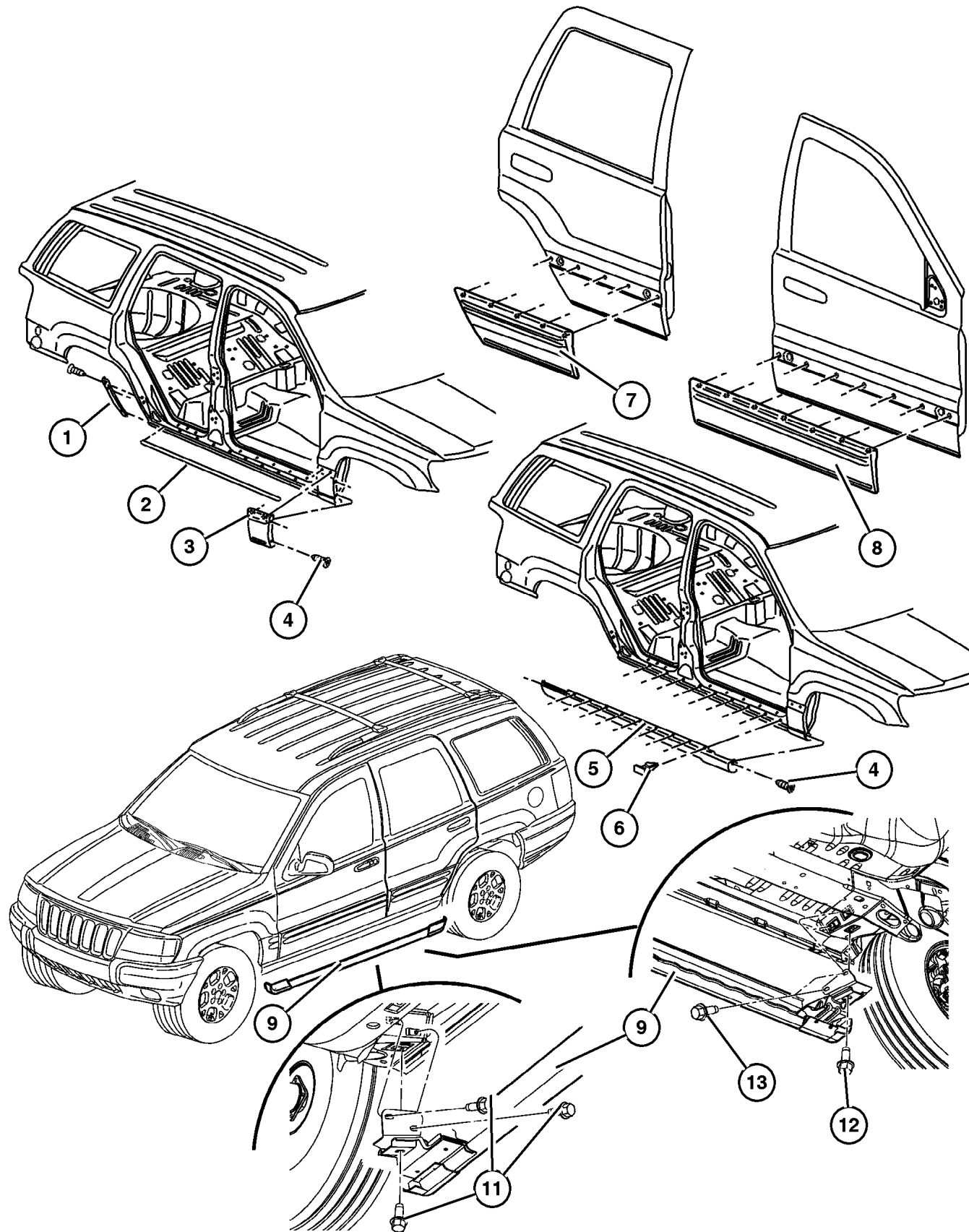
### JEEP GRAND CHEROKEE (WJ)

SERIES	LINE	BODY	ENGINE	TRANSMISSION
H = Laredo	J = 4WD	74 = 4 Door	ERH = 4.0L, Power Tech I-6	DGK = 4 Speed Auto, 42RE
M = Sport	T = 2WD		EVA = 4.7L Power Tech V8	DGQ = 5 Speed Auto, 45RFE
P = Limited			EVC = 4.7L HO V8 MPI	DG0 = All Automatic Trans
S = Overland			ER0 = All 4.0L 6 Cyl Gas	
			EVO = All 4.7L Gas	

AR = Use as required - = Non illustrated part # = New this model year

October 1, 2003

## Cladding and Sill Moldings Figure EWJ-220



ITEM	PART NUMBER	QTY	LINE	SERIES	BODY	ENGINE	TRANS	TRIM	DESCRIPTION
	5EY74 ZSPAF	1		M					[K4S], Right
	5EY75 WLPAF	1		M					[K4H], Left
	5EY75 ZSPAF	1		M					[K4S], Left
	5EY74 VF7AF	1		H					[K4K], Right
		1		M					[K4K], Right
	5EY74 XS9AF	1		H					[K4A], Right
		1		M					[K4A], Right
	5EY75 VF7AF	1		H					[K4K], Left
	5015 773AB	1		P					[Service Dealer Paint], Left
	5EY75 VF7AF	1		M					[K4K], Left
	5EY75 XS9AF	1		H					[K4A], Left
		1		M					[K4A], Left
	5015 772AB	1		S					[Service Dealer Paint], Right
	5015 773AB	1		S					[Service Dealer Paint], Left
	5015 772AB	1		H					With [ADX,ALS] [Service Dealer Paint], Right
	5015 773AB	1		H					With [ADX,ALS] [Service Dealer Paint], Left
	5EY74 WLPAF	1		H					[K4H], Right
	5EY74 ZSPAF	1		H					[K4S], Right
	5EY75 WLPAF	1		H					[K4H], Left
8									CLADDING, Front Door
	5015 770AB	1		H					With [ADX,ALS] [Service Dealer Paint], Right
	5FR21 ZSPAF	1		H					[K4S], Left
	5FR20 WLPAF	1		M					[K4H], Right
	5FR20 ZSPAF	1		M					[K4S], Right
	5FR21 WLPAF	1		M					[K4H], Left
	5FR21 ZSPAF	1		M					[K4S], Left
	5015 771AB	1		H					With [ADX,ALS] [Service Dealer Paint], Left
	5015 770AB	1		P					[Service Dealer Paint], Right
	5015 771AB	1		P					[Service Dealer Paint], Left
		1		S					[Service Dealer Paint], Left
	5015 770AB	1		S					[Service Dealer Paint], Right
	5FR20 WLPAF	1		H					[K4H], Right
	5FR20 ZSPAF	1		H					[K4S], Right
	5FR21 WLPAF	1		H					[K4H], Left
9									RAIL, Rocker Panel
	5HU38 VF7AF	1							[K9K], Right
	5HU39 VF7AF	1							[K9K], Left
-10									CAP

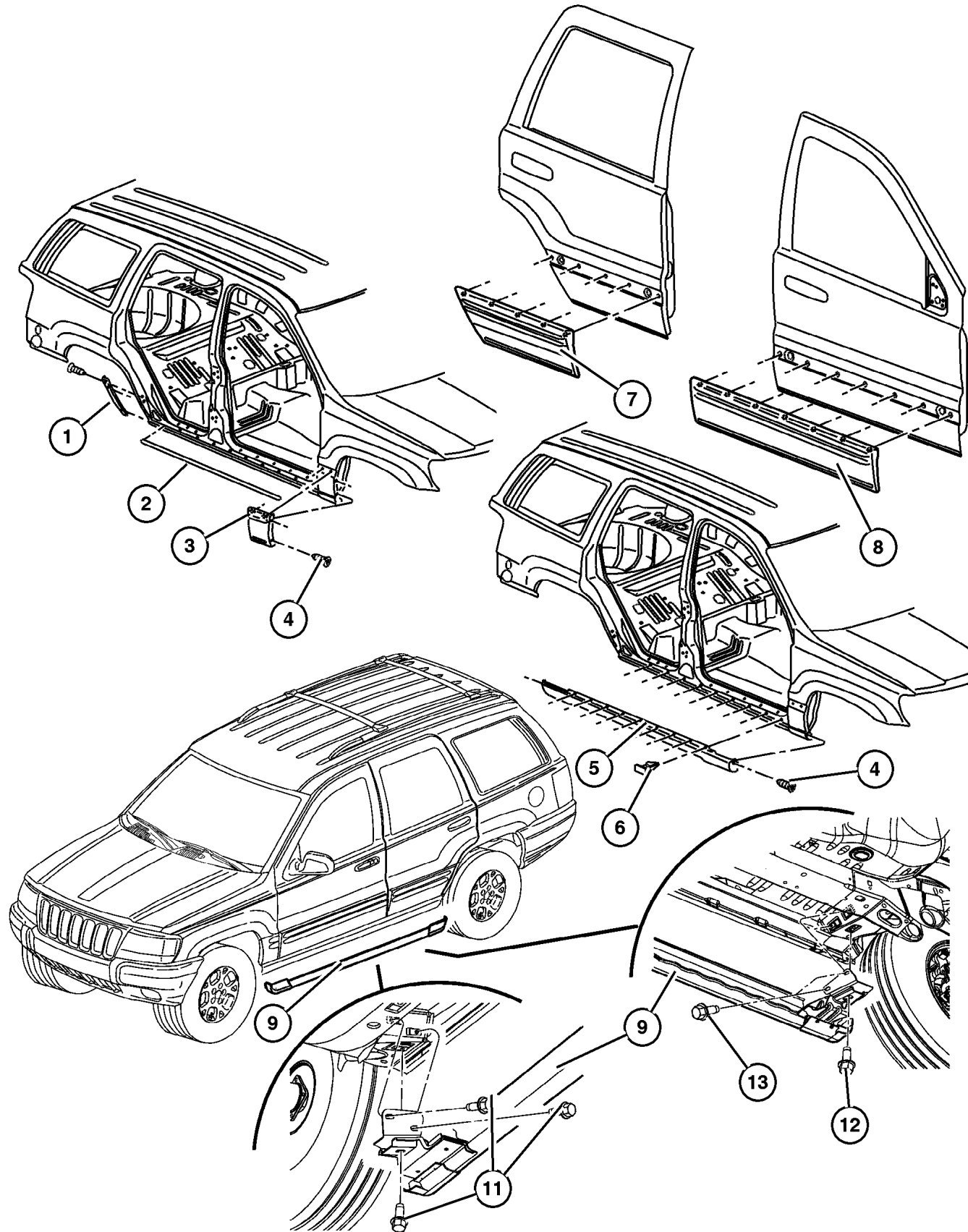
### JEEP GRAND CHEROKEE (WJ)

SERIES	LINE	BODY	ENGINE	TRANSMISSION
H = Laredo	J = 4WD	74 = 4 Door	ERH = 4.0L, Power Tech I-6	DGK = 4 Speed Auto, 42RE
M = Sport	T = 2WD		EVA = 4.7L Power Tech V8	DGQ = 5 Speed Auto, 45RFE
P = Limited			EVC = 4.7L HO V8 MPI	DG0 = All Automatic Trans
S = Overland			ER0 = All 4.0L 6 Cyl Gas	
			EVO = All 4.7L Gas	

AR = Use as required - = Non illustrated part # = New this model year

October 1, 2003

### Cladding and Sill Moldings Figure EWJ-220



ITEM	PART NUMBER	QTY	LINE	SERIES	BODY	ENGINE	TRANS	TRIM	DESCRIPTION
	5HU42 VF7AC	1							Front Right
	5HU43 VF7AC	1							Front Left
	5HU44 VF7AC	1							Rear Right
	5HU45 VF7AC	1							Rear Left
11	6507 331AA	12							SCREW
12	6507 332AA	2							SCREW
13	6507 333AA	2							SCREW
-14	55156 736AA	2		P, S					TAPE, Anti Chip

**JEEP GRAND CHEROKEE (WJ)**

SERIES	LINE	BODY	ENGINE	TRANSMISSION
H = Laredo	J = 4WD	74 = 4 Door	ERH = 4.0L, Power Tech I-6	DGK = 4 Speed Auto, 42RE
M = Sport	T = 2WD		EVA = 4.7L Power Tech V8	DGQ = 5 Speed Auto, 45RFE
P = Limited			EVC = 4.7L HO V8 MPI	DG0 = All Automatic Trans
S = Overland			ER0 = All 4.0L 6 Cyl Gas	
			EVO = All 4.7L Gas	

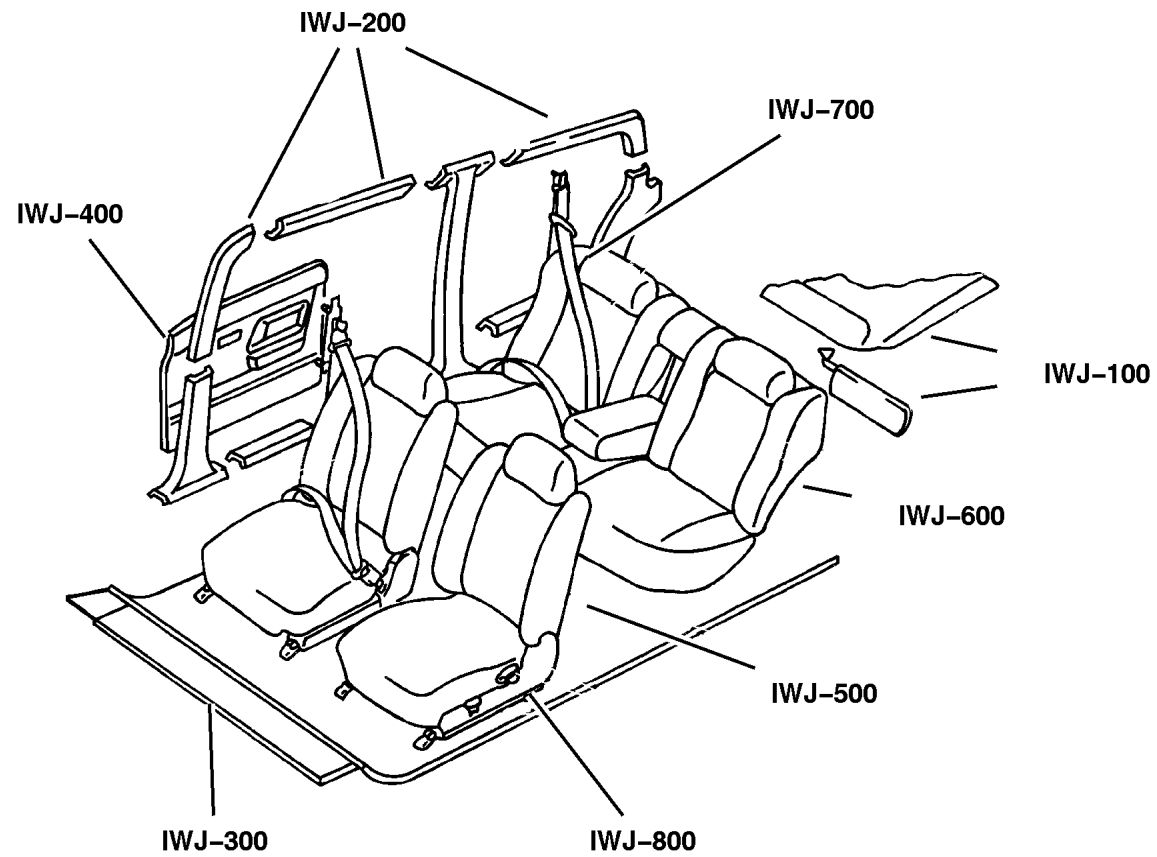
AR = Use as required - = Non illustrated part # = New this model year

October 1, 2003



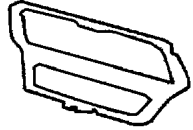
# Group – IWJ

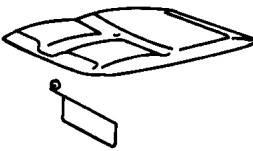

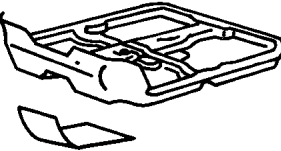
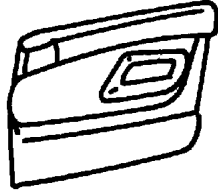
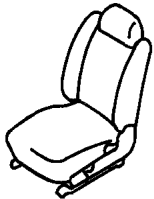
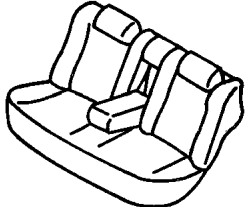
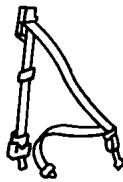
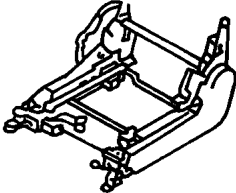
## Interior Trim



# Group – IWJ

## Interior Trim

<p><b>IWJ-1000</b> Lift Gate Trim</p> 			
---	--	--	--

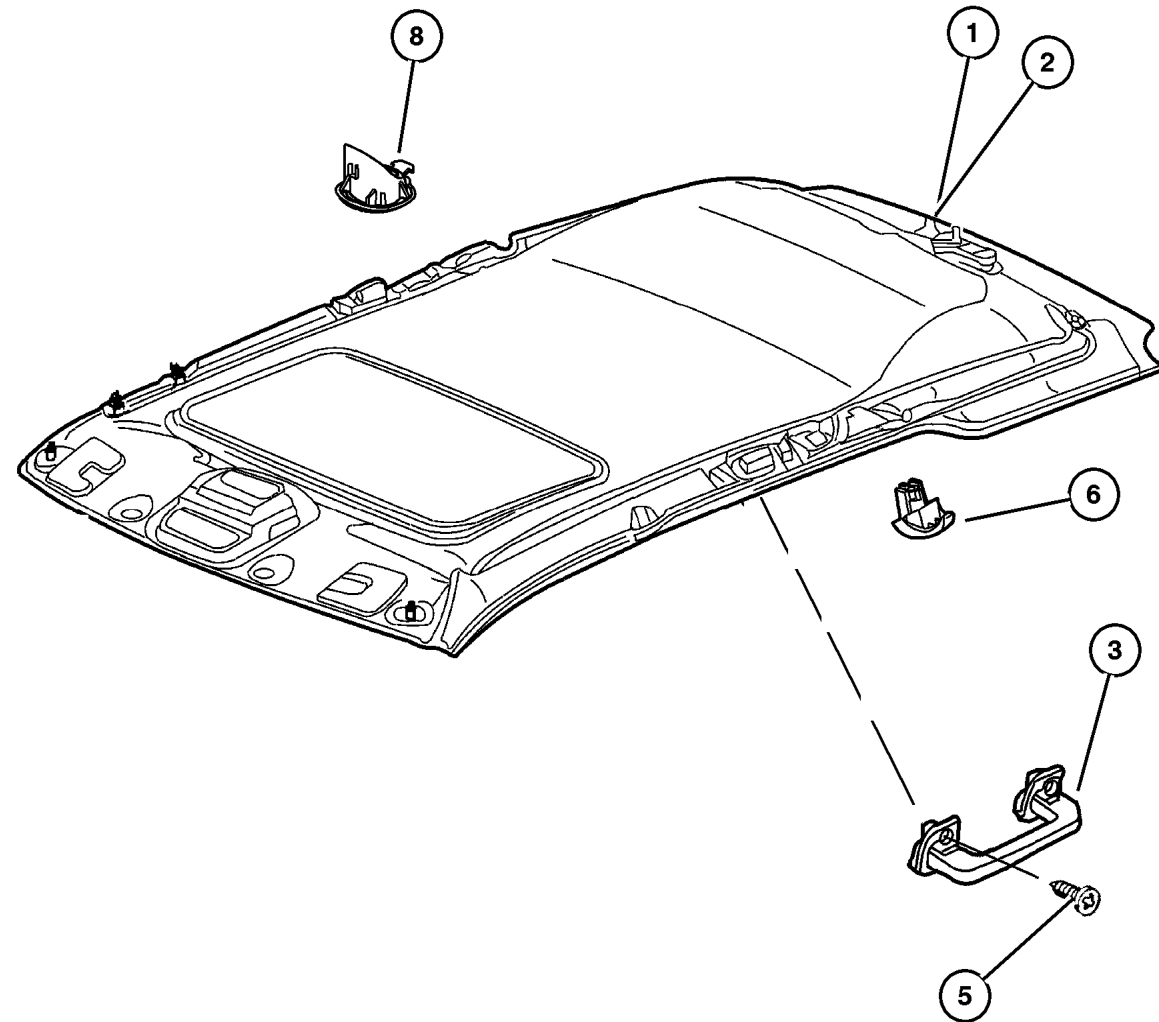
<p><b>IWJ-100</b> Headliner and Visor</p> 	<p><b>IWJ-200</b> Panel – Mouldings, Scuff Plates</p> 	<p><b>IWJ-300</b> Carpet</p> 	<p><b>IWJ-400</b> Door Trim Panels</p> 
<p><b>IWJ-500</b> Front Seats and Attaching Parts</p> 	<p><b>IWJ-600</b> Rear Seats and Attaching Parts</p> 	<p><b>IWJ-700</b> Seat Belts – Front and Rear</p> 	<p><b>IWJ-800</b> Adjusters, Covers, Shields and Risers</p> 

---

## GROUP IWJ - Interior Trim

Illustration Title	Group-Fig. No.
<b>Headliner and Visor</b>	
Headliner and Assist Handle .....	Fig. IWJ-110
Sunvisor .....	Fig. IWJ-120
<b>Panel - Mouldings, Scuff Plates</b>	
Front Trim Panels and Scuff Plates .....	Fig. IWJ-210
Rear Trim Panels .....	Fig. IWJ-220
Side Air Bag Curtain .....	Fig. IWJ-230
<b>Carpet</b>	
Carpet and Insulation .....	Fig. IWJ-310
<b>Door Trim Panels</b>	
Door Trim Panels .....	Fig. IWJ-410
<b>Front Seats and Attaching Parts</b>	
Front Seat, Cloth, Trim Code [E7] .....	Fig. IWJ-510
Front Seat, Leather, Trim Code [JL] .....	Fig. IWJ-520
Front Seat, Leather, Trim Code [XL] .....	Fig. IWJ-530
Front Seat, Leather, Trim Code [NL] .....	Fig. IWJ-540
Front Seat, Cloth, Trim Code [S5] .....	Fig. IWJ-550
<b>Rear Seats and Attaching Parts</b>	
Rear Seat, Trim Code [E7] .....	Fig. IWJ-610
Rear Seat, Trim Code [JL] .....	Fig. IWJ-620
Rear Seat, Trim Code [XL] .....	Fig. IWJ-630
Rear Seat, Trim Code [NL] .....	Fig. IWJ-640
Rear Seat, Trim Code [S5] .....	Fig. IWJ-650
<b>Seat Belts - Front and Rear</b>	
Front Seat .....	Fig. IWJ-710
Rear Seat Belt .....	Fig. IWJ-720
<b>Adjusters, Covers, Shields and Risers</b>	
Recliner and Adjusters .....	Fig. IWJ-810
<b>Lift Gate Trim</b>	
Liftgate Panel and Scuff Plate .....	Fig. IWJ-1010

## Headliner and Assist Handle Figure IWJ-110



ITEM	PART NUMBER	QTY	LINE	SERIES	BODY	ENGINE	TRANS	TRIM	DESCRIPTION
Sales Codes :									
[CGS] = With Side Airbags									
[GWA] = Sunroof									
[JHC] = Windshield Wiper, Rain Sensitive									
1									HEADLINER, Without Sunroof
	5HG77 TL2AC	1							Without Side Airbags [CGS], Rain Sensitive Wipers [JHC]
	5HG86 TL2AC	1							With Side Airbags [CGS], Without Rain Sensitive Wipers [JHC]
	5HG87 TL2AC	1							With Side Airbags [CGS], Rain Sensitive Wipers [JHC]
	5HG90 TL2AC	1							With Rain Sensitive Wipers [JHC], Without Side Airbags [CGS]
2									HEADLINER, With Sunroof, [GWA]
	5HG93 TL2AC	1							Without Side Airbags [CGS], Rain Sensitive Wipers [JHC]
	5HG94 TL2AC	1							With Side Airbags [CGS], Without Rain Sensitive Wipers [JHC]
	5HG95 TL2AC	1							[DV, L5, T5], With Side Airbags [CGS], Rain Sensitive Wipers [JHC]
	5HG95 XDBAD	1							[DB], With Side Airbags [CGS], Rain Sensitive Wipers [JHC]
	5HG99 TL2AC	1							With Rain Sensitive Wipers [JHC], Without Side Airbags [CGS]
3									HANDLE, Roof Grab
	5FS60 TL2AB	1							[DV, L5, T5], Right
	5FS60 XDBAB	1							[DB], Right
	5FS61 TL2AB	1							[DV, L5, T5], Left
	5FS61 XDBAB	1							[DB], Left
-4	4746 232	2							CLIP, Z-Axis, Visor & Grab Handle Attach
5	6035 324	2							SCREW, .164-18x.75
6									HOOK, Coat
	5FS52 TL2AB	2							[DV, L5, T5]
	5FS52 XDBAB	2							[DB]
-7	5028 203AA	1							CLIP, Roof Rail, Headliner Mounting, 'Z' Clip for Coat Hook Retension
8									BEZEL, tether anchor
	5GX26 1DBAB	1							[DB], Right
	5GX26 TL2AB	1							[DV, L5, T5], Right
	5GX27 1DBAB	1							[DB], Left

### JEEP GRAND CHEROKEE (WJ)

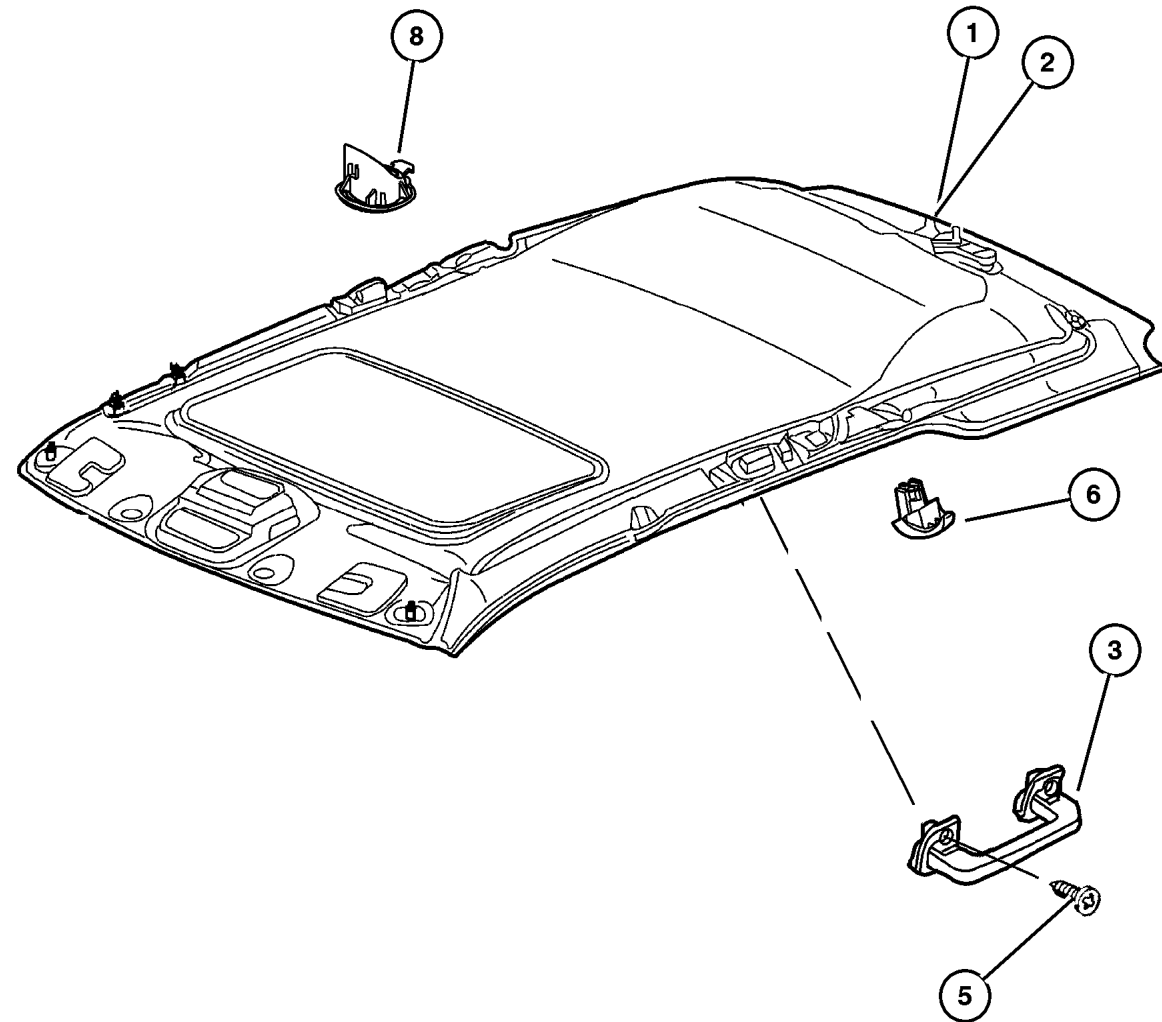
SERIES	LINE	BODY	ENGINE	TRANSMISSION
H = Laredo	J = 4WD	74 = 4 Door	ERH = 4.0L, Power Tech I-6	DGK = 4 Speed Auto, 42RE
M = Sport	T = 2WD		EVA = 4.7L Power Tech V8	DGQ = 5 Speed Auto, 45RFE
P = Limited			EVC = 4.7L HO V8 MPI	DG0 = All Automatic Trans
S = Overland			ER0 = All 4.0L 6 Cyl Gas	
			EVO = All 4.7L Gas	

AR = Use as required - = Non illustrated part # = New this model year

October 1, 2003

## Headliner and Assist Handle Figure IWJ-110

ITEM	PART NUMBER	QTY	LINE	SERIES	BODY	ENGINE	TRANS	TRIM	DESCRIPTION
	5GX27 TL2AB	1							[DV, L5, T5], Left



**JEEP GRAND CHEROKEE (WJ)**

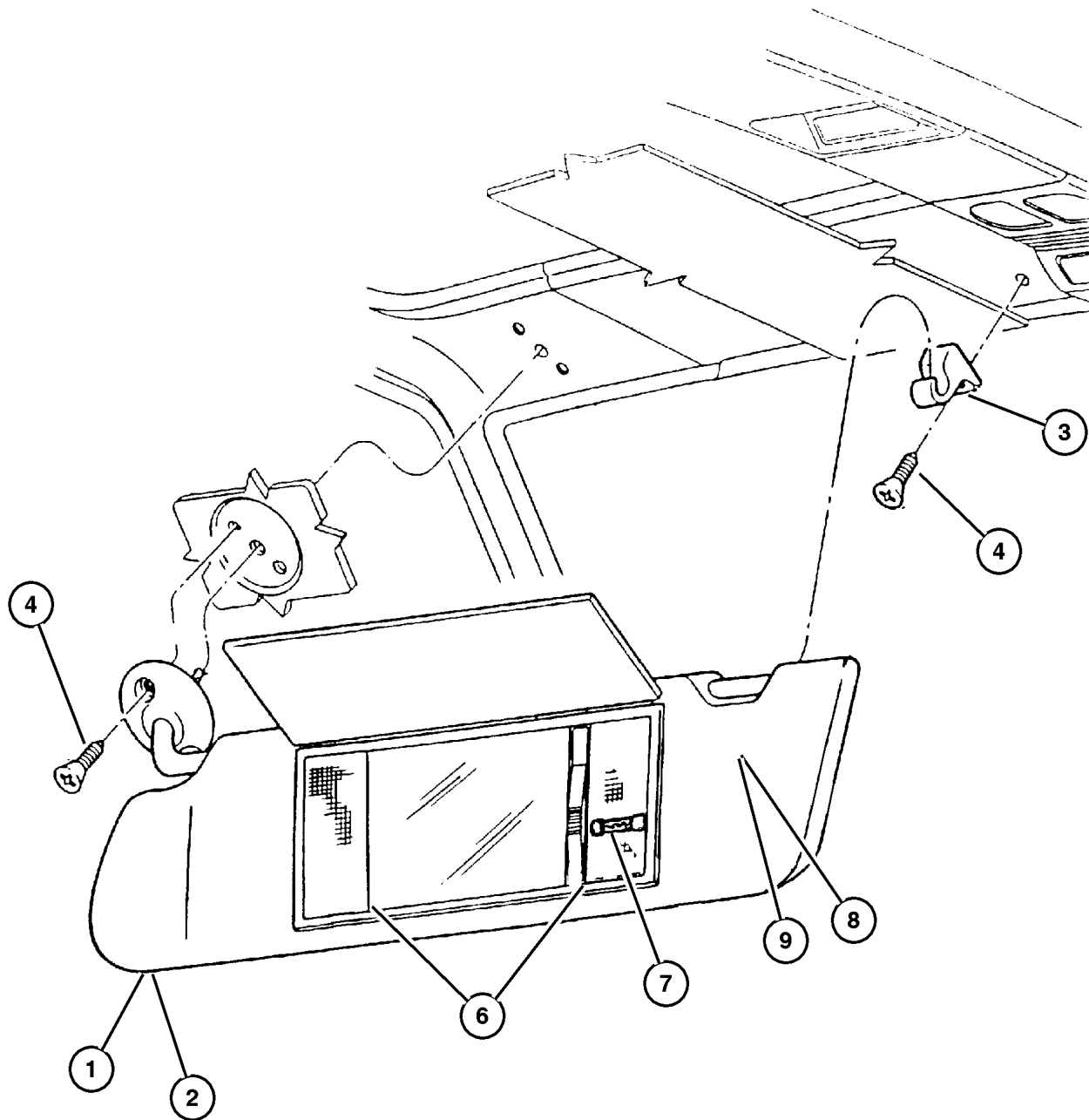
SERIES	LINE	BODY	ENGINE	TRANSMISSION
H = Laredo	J = 4WD	74 = 4 Door	ERH = 4.0L, Power Tech I-6	DGK = 4 Speed Auto, 42RE
M = Sport	T = 2WD		EVA = 4.7L Power Tech V8	DGQ = 5 Speed Auto, 45RFE
P = Limited			EVC = 4.7L HO V8 MPI	DG0 = All Automatic Trans
S = Overland			ER0 = All 4.0L 6 Cyl Gas	
			EVO = All 4.7l Gas	

AR = Use as required   - = Non illustrated part   # = New this model year

October 1, 2003

**Sunvisor  
Figure IWJ-120**

ITEM	PART NUMBER	QTY	LINE	SERIES	BODY	ENGINE	TRANS	TRIM	DESCRIPTION
1	5HG78 TL2AC	1							VISOR, Illuminated [DV, L5, T5], Right [DB], Right [DV, L5, T5], Left [DB], Left
	5HG78 XDBAC	1							
	5HG79 TL2AC	1							
	5HG79 XDBAC	1							
2	5HG82 TL2AC	1							VISOR, W/Mirror Right Left
	5HG83 TL2AC	1							
3	5FS40 TL2AB	2							SUPPORT, Visor [DV, L5, T5] [DB]
	5FS40 XDBAB	2							
4	6035 324	2							SCREW, .164-18x.75
-5	4746 232	2							CLIP, Z-Axis, Visor & Grab Handle Attach
6	4778 794	1							LENS, Illuminated Visor
7	6501 966	1							BULB, Sunvisor
8	4787 437AA	2							LABEL, Air Bag Warning
9	55352 825AA	1							LABEL, Visor Warning, CANADA ONLY, High Rollover Risk



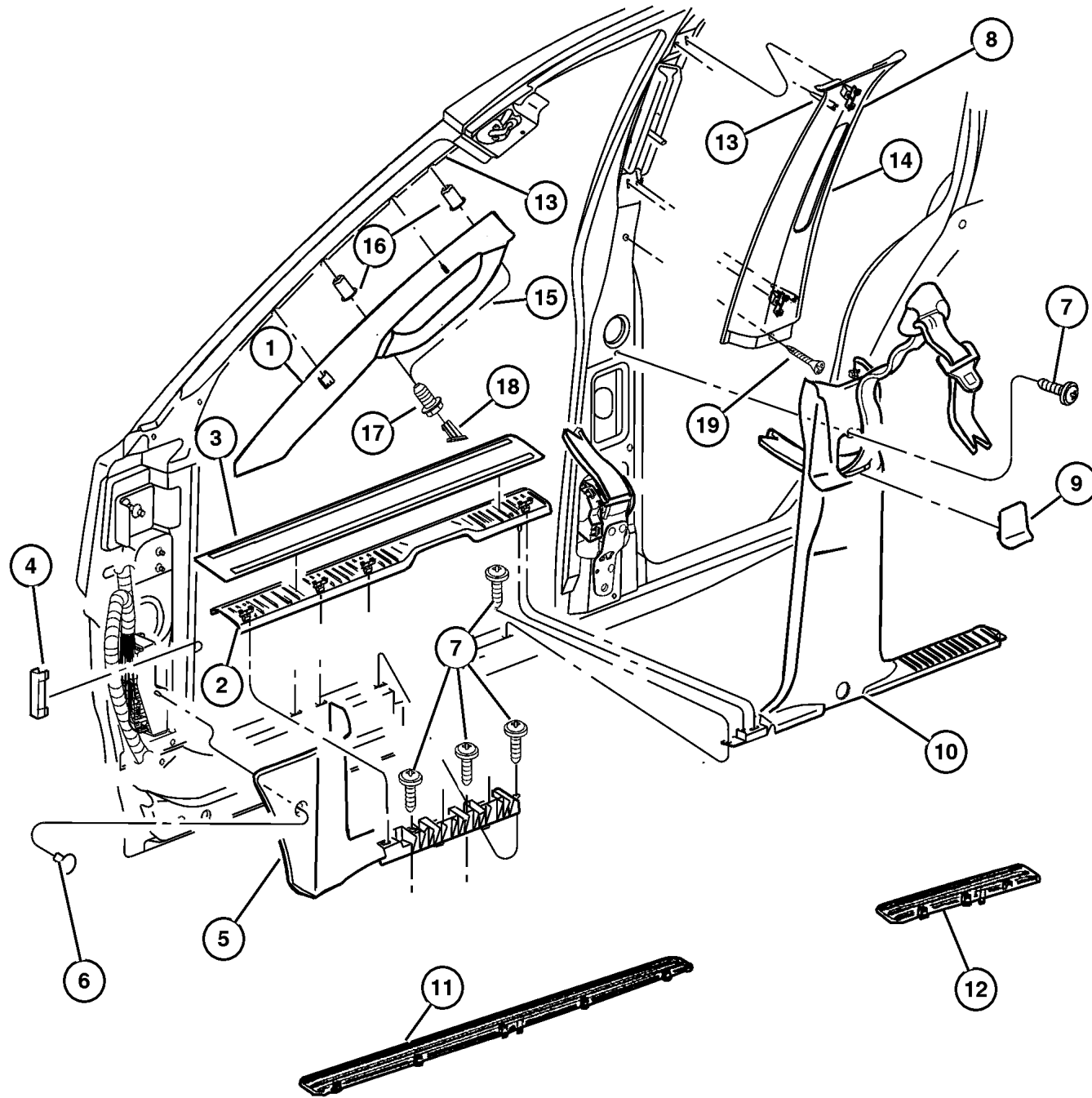
**JEEP GRAND CHEROKEE (WJ)**

SERIES	LINE	BODY	ENGINE	TRANSMISSION
H = Laredo	J = 4WD	74 = 4 Door	ERH = 4.0L, Power Tech I-6	DGK = 4 Speed Auto, 42RE
M = Sport	T = 2WD		EVA = 4.7L Power Tech V8	DGQ = 5 Speed Auto, 45RFE
P = Limited			EVC = 4.7L HO V8 MPI	DG0 = All Automatic Trans
S = Overland			ER0 = All 4.0L 6 Cyl Gas	
			EVO = All 4.7l Gas	

AR = Use as required - = Non illustrated part # = New this model year

October 1, 2003

**Front Trim Panels and Scuff Plates**  
**Figure IWJ-210**



ITEM	PART NUMBER	QTY	LINE	SERIES	BODY	ENGINE	TRANS	TRIM	DESCRIPTION
1									MOLDING, A-PILLAR
	5HF62 TL2AD	1							[DV, L5], Right
	5HF62 XDBAD	1							[DB], Right
	5HF62 XT5AD	1							[T5], Right
	5HF63 TL2AD	1							[DV, L5], Left
	5HF63 XDBAD	1							[DB], Left
	5HF63 XT5AD	1							[T5], Left
2									SILL COVER, Interior
	5FX10 WL5AC	1							[L5], Right
	5FX10 XDVAC	1							[DB, DV], Right
	5FX10 XT5AC	1							[T5], Right
	5FX11 WL5AC	1							[L5], Left
	5FX11 XDVAC	1							[DB, DV], Left
	5FX11 XT5AC	1							[T5], Left
3									PROTECTOR, Door Opening, (NOT SERVICED) (Not Serviced)
4	55196 878AC	2							CLIP, Trim Panel
5									PANEL, Cowl
	5FA60 WL5AD	1							[L5], Right
	5FA60 XDVAD	1							[DB, DV], Right
	5FA60 XT5AD	1							[T5], Right
	5HM22 WL5AA	1							[L5], Left
	5HM22 XDVAA	1							[DB, DV], Left
	5HM22 XT5AA	1							[T5], Left
6	6503 339	2							NUT, Plastic
7	6032 723	6							SCREW, Self Tapping, M4.2x1.69x19.05
8									PANEL, B Pillar
	5GY46 TL2AI	1							[DV, L5], Right
	5GY46 XDBAI	1							[DB], Right
	5GY46 XT5AI	1							[T5], Right
	5GY47 TL2AI	1							[DV, L5], Left
	5GY47 XDBAI	1							[DB], Left
	5GY47 XT5AI	1							[T5], Left
9									COVER, B Pillar Trim Panel
	5FP8 6WL5	2							[L5]
	5FP8 6XDV	2							[DB, DV]
	5FP8 6XT5	2							[T5]
10									PANEL, B Pillar Lower Trim
	5FW54 WL5AB	1							[L5], Right
	5FW54 XDVAB	1							[DB, DV], Right
	5FW54 XT5AB	1							[T5], Right

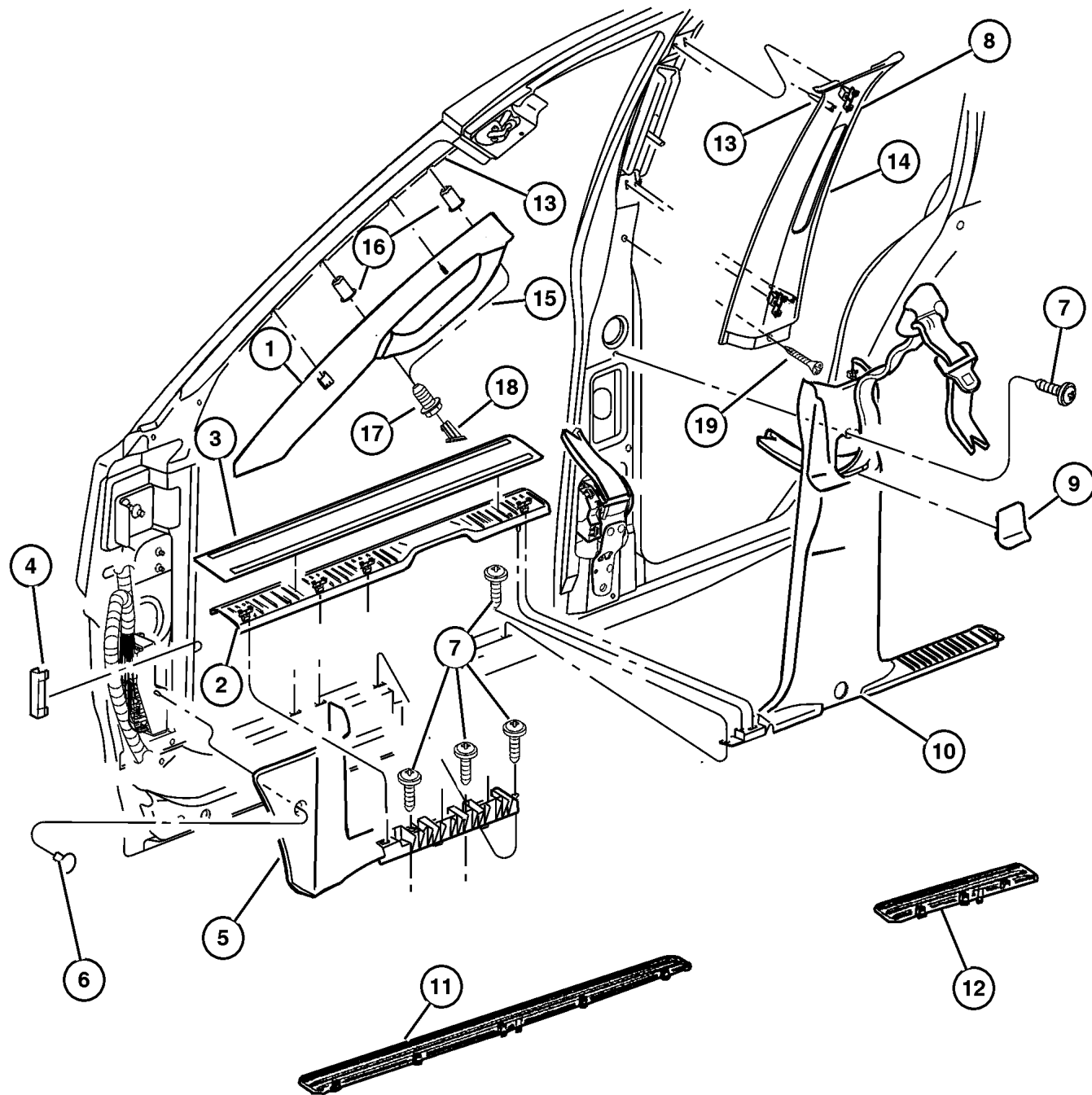
**JEEP GRAND CHEROKEE (WJ)**

SERIES	LINE	BODY	ENGINE	TRANSMISSION
H = Laredo	J = 4WD	74 = 4 Door	ERH = 4.0L, Power Tech I-6	DGK = 4 Speed Auto, 42RE
M = Sport	T = 2WD		EVA = 4.7L Power Tech V8	DGQ = 5 Speed Auto, 45RFE
P = Limited			EVC = 4.7L HO V8 MPI	DG0 = All Automatic Trans
S = Overland			ER0 = All 4.0L 6 Cyl Gas	
			EVO = All 4.7L Gas	

AR = Use as required - = Non illustrated part # = New this model year

October 1, 2003

**Front Trim Panels and Scuff Plates**  
**Figure IWJ-210**



ITEM	PART NUMBER	QTY	LINE	SERIES	BODY	ENGINE	TRANS	TRIM	DESCRIPTION
	5FW55 WL5AB	1							[L5], Left
	5FW55 XDVAB	1							[DB, DV], Left
	5FW55 XT5AB	1							[T5], Left
11	5GH22 DX9AA	2							PLATE, Front Door Scuff
12	5GH23 DX9AA	2							PLATE, Rear Door Scuff
13	6506 778AA	1							CLIP, Trim Panel
14									ADJUSTER, Seat Belt Turning Loop, Slider, Also serviced in B Trim Panel, Item #8
	5HD92 TL2AD	1							[DV, L5]
	5HD92 XDBAD	1							[DB]
	5HD92 XT5AD	1							[T5]
15									HANDLE, Roof Grab
	5HD63 TL2AC	1							[DV, L5]
	5HD63 XDBAC	1							[DB]
	5HD63 XT5AC	1							[T5]
16	6505 201AA	4							NUT
17	6507 518AA	4							SCREW
18									PLUG, Assist and Grab Handle
	5HK67 TL2AB	4							[DV, L5]
	5HK67 XDBAB	4							[DB]
	5HK67 XT5AB	4							[T5]
19	6032 723	2							SCREW, Self Tapping, M4.2x1.69x19.05

**JEEP GRAND CHEROKEE (WJ)**

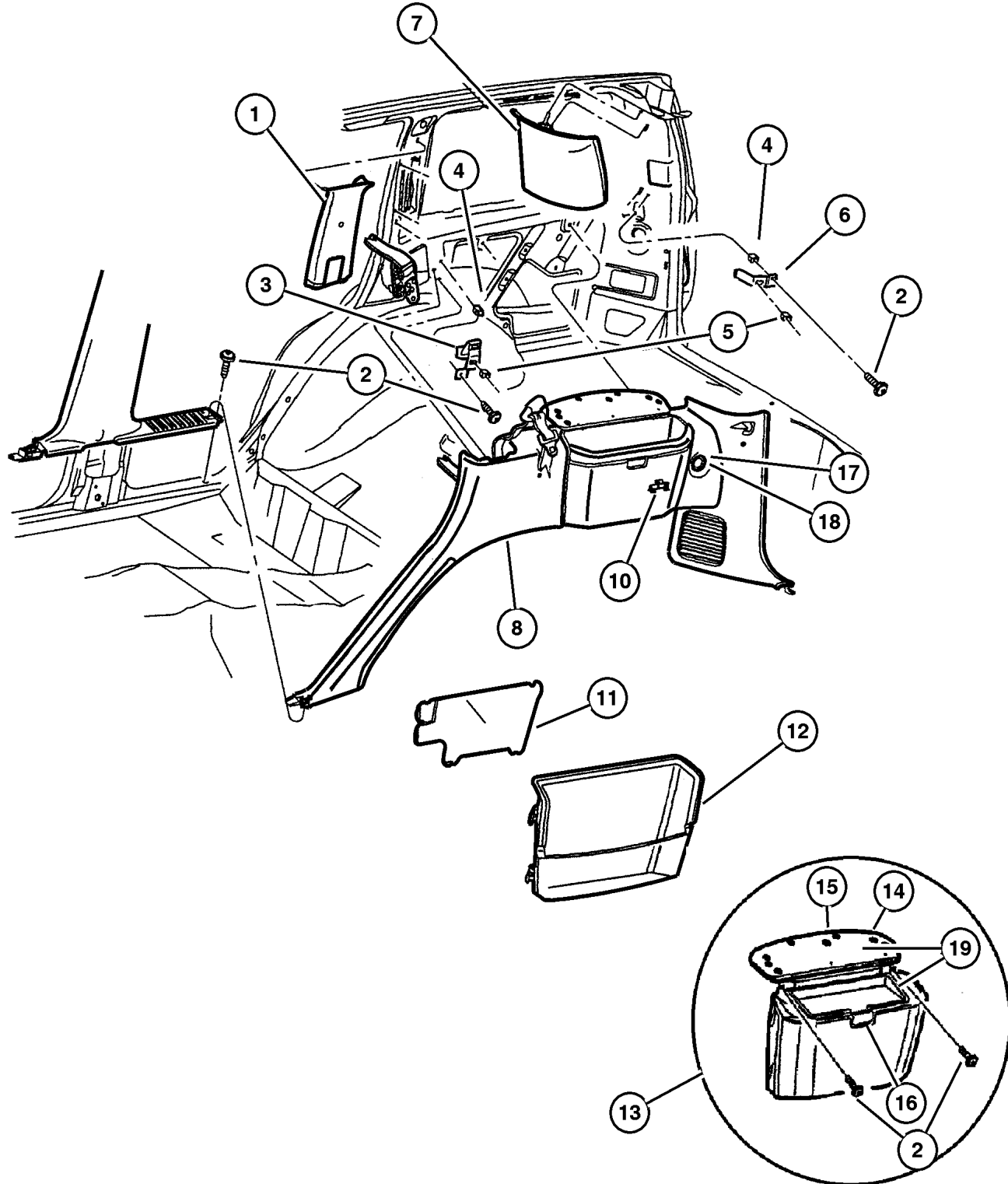
SERIES	LINE	BODY	ENGINE	TRANSMISSION
H = Laredo	J = 4WD	74 = 4 Door	ERH = 4.0L, Power Tech I-6	DGK = 4 Speed Auto, 42RE
M = Sport	T = 2WD		EVA = 4.7L Power Tech V8	DGQ = 5 Speed Auto, 45RFE
P = Limited			EVC = 4.7L HO V8 MPI	DG0 = All Automatic Trans
S = Overland			ER0 = All 4.0L 6 Cyl Gas	
			EVO = All 4.7L Gas	

AR = Use as required - = Non illustrated part # = New this model year

October 1, 2003

Rear Trim Panels  
Figure IWJ-220

ITEM	PART NUMBER	QTY	LINE	SERIES	BODY	ENGINE	TRANS	TRIM	DESCRIPTION
1									PANEL, C Pillar
	#5GY48 TL2AH	1							[DV, L5], Right
	#5GY48 XDBAH	1							[DB], Right
	#5GY48 XT5AH	1							[T5], Right
	#5GY49 TL2AH	1							[DV, L5], Left
	#5GY49 XDBAH	1							[DB], Left
	#5GY49 XT5AH	1							[T5], Left
2	6032 723	6							SCREW, Self Tapping, M4.2x1.69x19.05
3	55196 742AB	2							BRACKET, Quarter Trim, Front
4	6035 498	2							NUT, Spring Type, .164-7.5
5	6035 773	2							NUT
6	55196 744AB	2							BRACKET, Quarter Trim, Rear
7									PANEL, D Pillar Trim
	5FA72 WL5AB	1							[L5], Right
	5FA72 XDVAB	1							[DB, DV], Right
	5FA72 XT5AB	1							[T5], Right
	5FA73 WL5AB	1							[L5], Left
	5FA73 XDVAB	1							[DB, DV], Left
	5FA73 XT5AB	1							[T5], Left
8									PANEL, Quarter Trim
	#5HD13 1DVA	1							[DV, DB], Left
	#5HD13 WL5AF	1							[L5], Left
	#5HD13 XT5AF	1							[T5], Left
	#5HD14 1DVA	1							[DV, DB], Right
	#5HD14 1L5AF	1							[L5], Right
	#5HD14 1T5AF	1							[T5], Right
-9	6505 675AA	1							CLIP, Molding
10	55196 901AB	4							LOOP, Cargo Tie Down
11									COVER, Bolt
	5FY38 WL5AA	1							[L5]
	5FY38 XDVA	1							[DB, DV]
	5FY38 XT5AA	1							[T5]
12									BIN, Storage, Cover
	5FS1 4WL5	1							[L5]
	5FS1 4XDV	1							[DB, DV]
	5FS1 4XT5	1							[T5]
13									BIN, Storage, Quarter Panel
	5FW37 1DVAD	1							[DB, DV]
	5FW37 1L5AD	1							[L5]
	5FW37 1T5AD	1							[T5]
14	4754 478	4							BUMPER, Armrest Lid



JEEP GRAND CHEROKEE (WJ)

SERIES	LINE	BODY	ENGINE	TRANSMISSION
H = Laredo	J = 4WD	74 = 4 Door	ERH = 4.0L, Power Tech I-6	DGK = 4 Speed Auto, 42RE
M = Sport	T = 2WD		EVA = 4.7L Power Tech V8	DGQ = 5 Speed Auto, 45RFE
P = Limited			EVC = 4.7L HO V8 MPI	DG0 = All Automatic Trans
S = Overland			ER0 = All 4.0L 6 Cyl Gas	
			EVO = All 4.7L Gas	

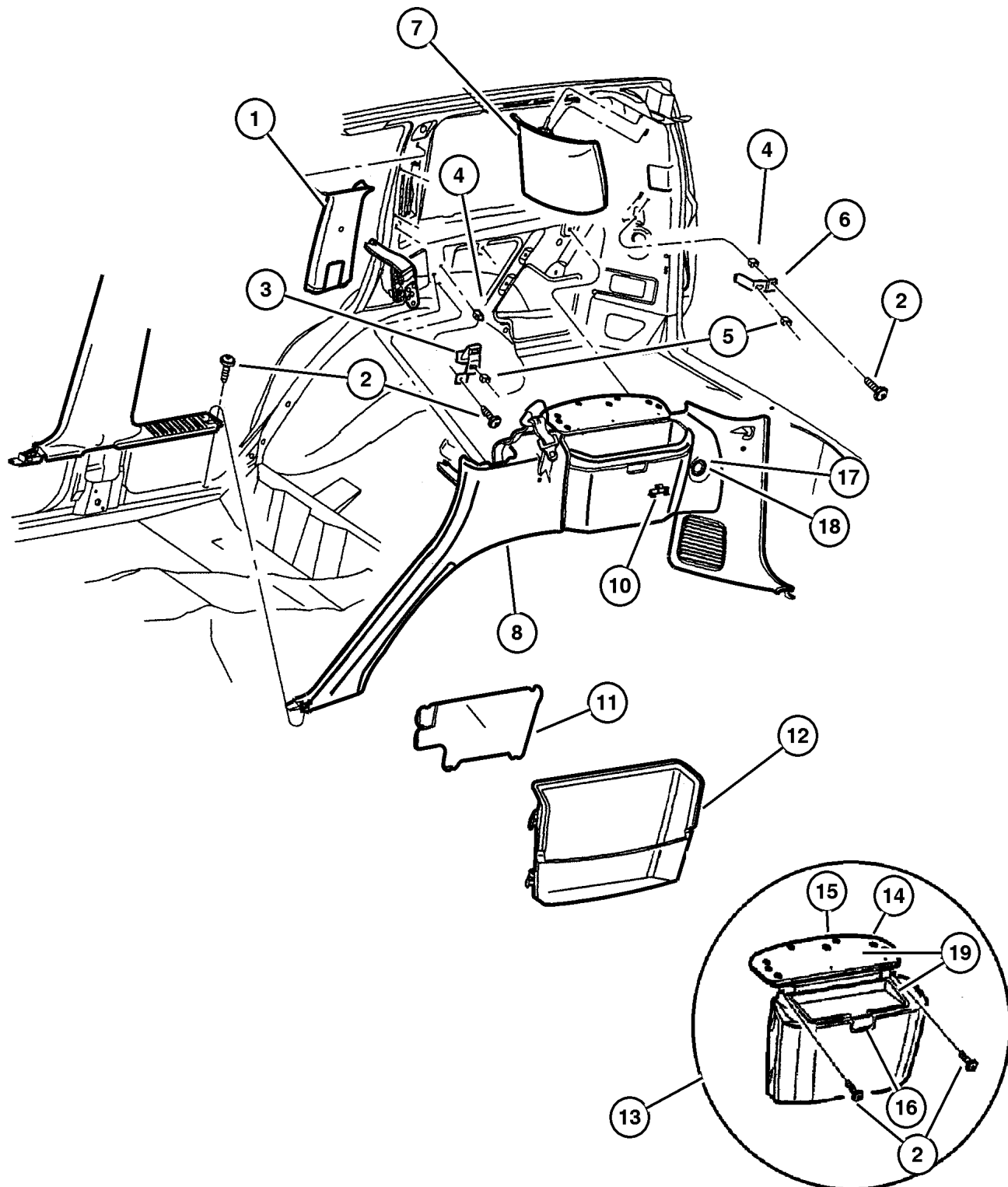
AR = Use as required - = Non illustrated part # = New this model year

October 1, 2003



## Rear Trim Panels Figure IWJ-220

ITEM	PART NUMBER	QTY	LINE	SERIES	BODY	ENGINE	TRANS	TRIM	DESCRIPTION
15									DOOR
	5FS2 OWL5	1							[L5]
	5FS2 OXDV	1							[DB, DV]
	5FS2 OXT5	1							[T5]
16	5519 6620	1							LATCH, Storage Bin Lid
17	4685 591	1							CAP, Cigar Lighter, Power Outlet, Rear
18	HX32 DX9AB	1							PLUG, 12 V-Outlet
19	5FS21 DX9AC	1							LID, Storage Bin



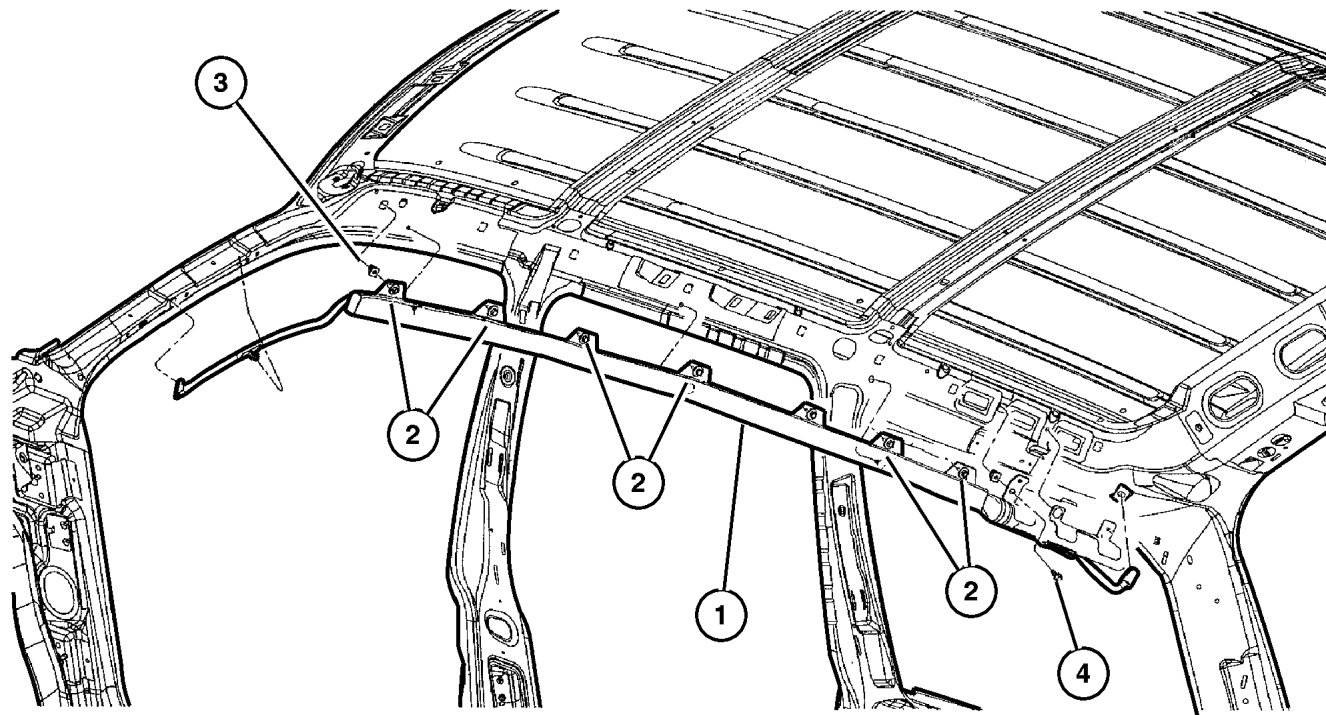
<b>JEEP GRAND CHEROKEE (WJ)</b>				
SERIES	LINE	BODY	ENGINE	TRANSMISSION
H = Laredo	J = 4WD	74 = 4 Door	ERH = 4.0L, Power Tech I-6	DGK = 4 Speed Auto, 42RE
M = Sport	T = 2WD		EVA = 4.7L Power Tech V8	DGQ = 5 Speed Auto, 45RFE
P = Limited			EVC = 4.7L HO V8 MPI	DG0 = All Automatic Trans
S = Overland			ER0 = All 4.0L 6 Cyl Gas	
			EVO = All 4.7L Gas	

AR = Use as required - = Non illustrated part # = New this model year

October 1, 2003

**Side Air Bag Curtain  
Figure IWJ-230**

ITEM	PART NUMBER	QTY	LINE	SERIES	BODY	ENGINE	TRANS	TRIM	DESCRIPTION
1									AIR BAG, Side Curtain
	55116 436AG	1							Right
	55116 437AG	1							Left
2									SCREW AND WASHER, M6x1.00x18.50, (NOT SERVICED) (Not Serviced)
3									NUT, 22.0 Wide x 14.7 x 10.2 Height, (NOT SERVICED) (Not Serviced)
4									SCREW AND WASHER, M6x1.00x26.50, (NOT SERVICED) (Not Serviced)

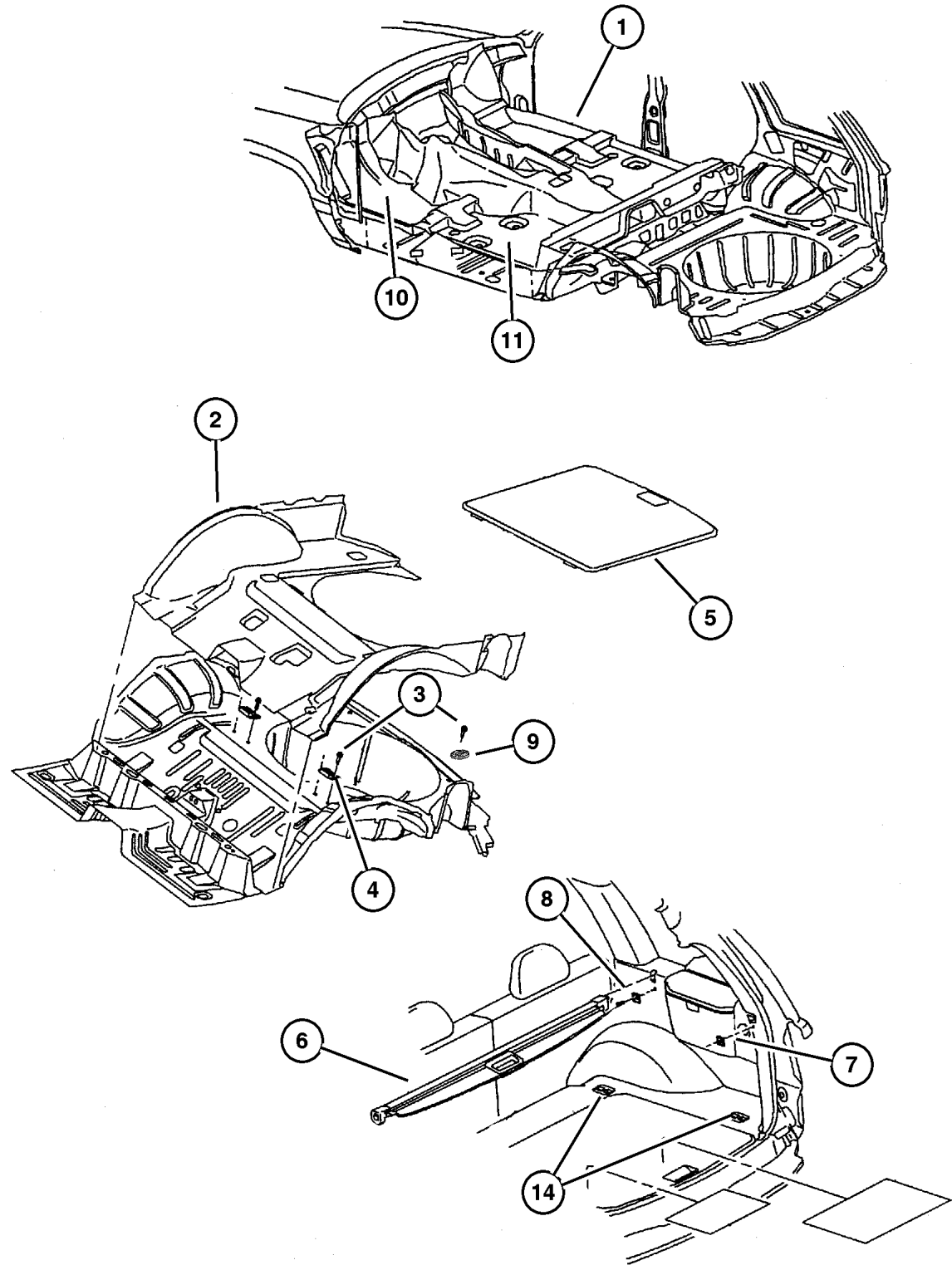


<b>JEEP GRAND CHEROKEE (WJ)</b>				
SERIES	LINE	BODY	ENGINE	TRANSMISSION
H = Laredo	J = 4WD	74 = 4 Door	ERH = 4.0L, Power Tech I-6	DGK = 4 Speed Auto, 42RE
M = Sport	T = 2WD		EVA = 4.7L Power Tech V8	DGQ = 5 Speed Auto, 45RFE
P = Limited			EVC = 4.7L HO V8 MPI	DG0 = All Automatic Trans
S = Overland			ER0 = All 4.0L 6 Cyl Gas	
			EVO = All 4.7l Gas	

AR = Use as required - = Non illustrated part # = New this model year

October 1, 2003

Carpet and Insulation  
Figure IWJ-310



ITEM	PART NUMBER	QTY	LINE	SERIES	BODY	ENGINE	TRANS	TRIM	DESCRIPTION
1	5FA14 WL8AH	1							CARPET, Front Floor
	5FA14 XDVAH	1							[L5], Up to 12/9/02
	5FA14 XTMAH	1							[DB, DV], Up to 12/9/02
	#5FA14 WL8AK	1							[T5], Up to 12/9/02
	#5FA14 XDVAK	1							[L5], After 12/9/02
	#5FA14 XTMAJ	1							[DB, DV], After 12/9/02
2	5FS70 WL8AJ	1							CARPET, Cargo Floor
	5FS70 XDVAJ	1							[L5]
	5FS70 XTMAJ	1							[DB, DV]
3	6035 122	8							[T5]
4	55196 748AA	2							RIVET, .187x.70 Black
5	5HB54 1DVAC	1							BRACKET, Spare Tire
	5HB54 1L8AC	1							COVER, Spare Tire
	5HB54 1TMAC	1							[DB, DV]
6	5FS27 1DVAB	1							[L5]
	5FS27 1L5AB	1							[T5]
	5FS27 1T5AB	1							COVER, Cargo Compartment
7	55196 901AB	4							[DB, DV]
8									[L5]
9	55196 832AB	2							[T5]
10	8220 4410	1							LOOP, Cargo Tie Down
	8220 6491	1			74				SCREW, [.164-18x1.625], (NOT SERVICED) (Not Serviced)
	8220 7427	1							RETAINER, Dual Lock
	8220 4571	1	J, T	H, P	74				MAT KIT, Floor - Front
	8220 6758	1	J, T	H, P	74				[L5], Carpeted With Logo, [O/E]
	8220 7429	1							[T5], Carpeted With Logo, [O/E]
	8220 6756	1	J, T	H, P	74				[DV], Carpeted With Logo, [O/E]
	8220 7426	1							[L5], Molded Carpeted With Logo
	8220 4402	1	J, T	H, P	74				[T5], Molded Carpeted With Logo
	8220 4405	1	J, T	H, P	74				[DV], Molded Carpeted With Logo
	8220 7430	1							[T5], Slush
	8220 6757	1	J, T	H, P	74				[DV], Slush
	8220 7425	1							[L5], Slush
	8220 4414	1		H, P					MAT KIT, Floor - Rear
									[L5], Slush
									[DV], Molded Carpeted
									[T5], Slush
									[DV], Slush
									[L5], Carpeted, [O/E]

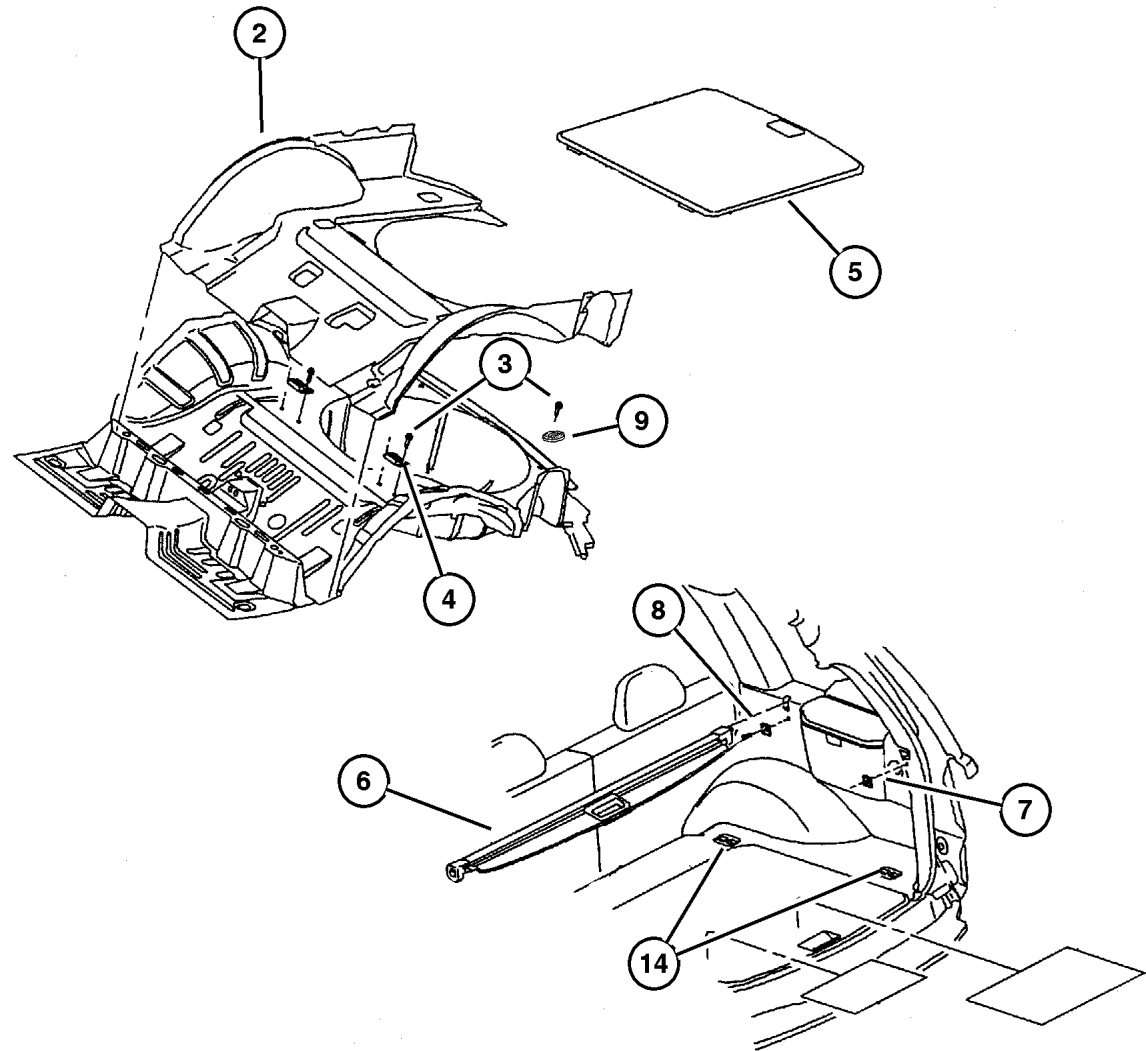
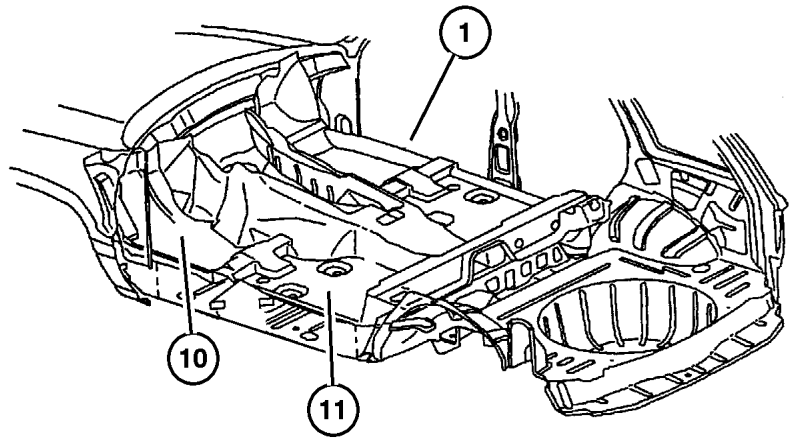
JEEP GRAND CHEROKEE (WJ)

SERIES	LINE	BODY	ENGINE	TRANSMISSION
H = Laredo	J = 4WD	74 = 4 Door	ERH = 4.0L, Power Tech I-6	DGK = 4 Speed Auto, 42RE
M = Sport	T = 2WD		EVA = 4.7L Power Tech V8	DGQ = 5 Speed Auto, 45RFE
P = Limited			EVC = 4.7L HO V8 MPI	DG0 = All Automatic Trans
S = Overland			ER0 = All 4.0L 6 Cyl Gas	
			EVO = All 4.7L Gas	

AR = Use as required - = Non illustrated part # = New this model year

October 1, 2003

Carpet and Insulation  
Figure IWJ-310



ITEM	PART NUMBER	QTY	LINE	SERIES	BODY	ENGINE	TRANS	TRIM	DESCRIPTION
		1		M					[L5], Carpeted, [O/E]
	8220 6492	1	J, T	H, P	74				[T5], Carpeted, [O/E]
	8220 7428	1							[DV], Carpeted, [O/E]
	8220 4574	1	J, T	H, P	74				[L5], Molded Carpeted
	8220 6759	1	J, T	H, P	74				[T5], Molded Carpeted
-12	5GJ93 XDVAA	1		S					MAT KIT, Floor, Overland, Front and Rear
-13	55196 834AA	1							CLIP, Carpet
14									LOOP, Cargo Tie Down
	5015 592AA	4							Up to 8/26/02
	5086 138AA	4							After 8/26/02

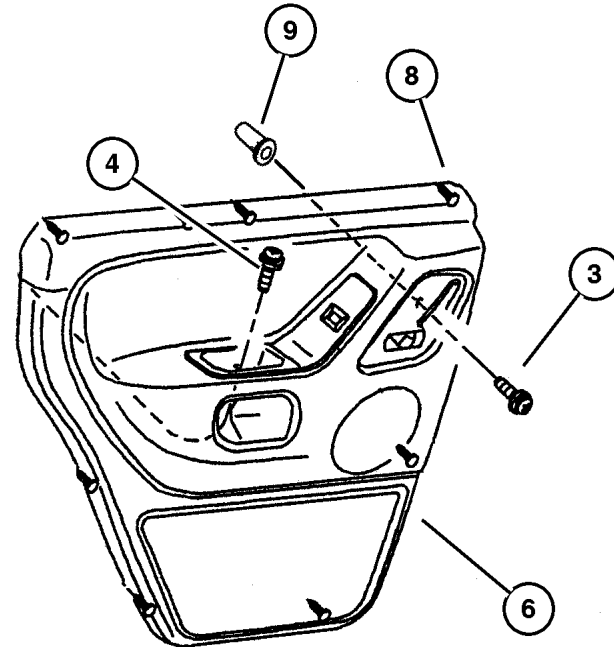
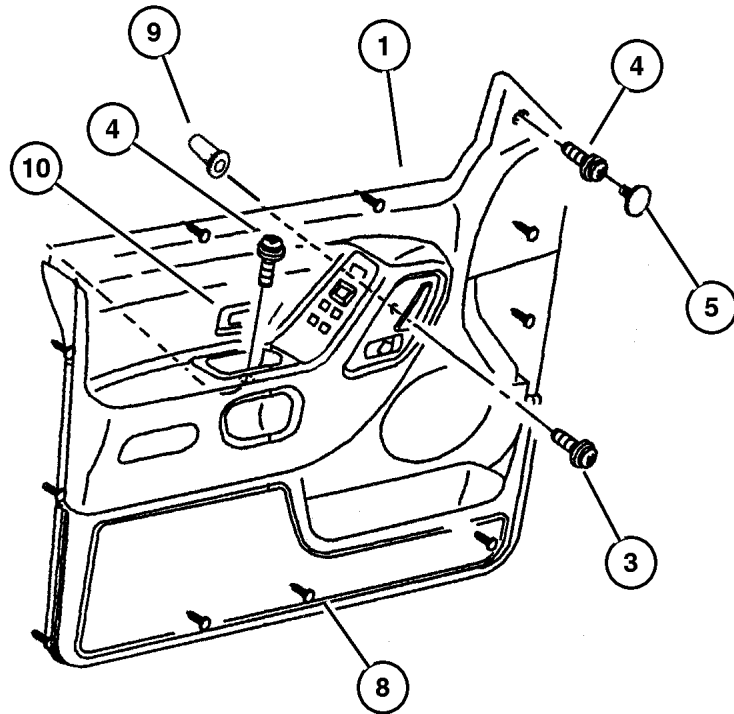
JEEP GRAND CHEROKEE (WJ)

SERIES	LINE	BODY	ENGINE	TRANSMISSION
H = Laredo	J = 4WD	74 = 4 Door	ERH = 4.0L, Power Tech I-6	DGK = 4 Speed Auto, 42RE
M = Sport	T = 2WD		EVA = 4.7L Power Tech V8	DGQ = 5 Speed Auto, 45RFE
P = Limited			EVC = 4.7L HO V8 MPI	DG0 = All Automatic Trans
S = Overland			ER0 = All 4.0L 6 Cyl Gas	
			EVO = All 4.7l Gas	

AR = Use as required - = Non illustrated part # = New this model year

October 1, 2003

Door Trim Panels  
Figure IWJ-410



ITEM	PART NUMBER	QTY	LINE	SERIES	BODY	ENGINE	TRANS	TRIM	DESCRIPTION
1									PANEL, Front Door Trim
	WY63 1DVAA	1		H					[DV], Laredo, Left
	XE84 1T5AA	1		M					[T5], Sport, Right
	XE84 1DVAA	1		M					[DV], Sport, Right
	XE84 1L5AA	1		M					[L5], Sport, Right
	XE89 1L5AA	1		P					[L5], Limited, Left
	XE89 1T5AA	1		P					[T5], Limited, Left
	XE89 1DVAA	1		P					[DV], Limited, Left
	XE88 1DVAA	1		P					[DV], Limited, Right
	XE88 1L5AA	1		P					[L5], Limited, Right
	XE88 1T5AA	1		P					[T5], Limited, Right
	XE79 1DBAA	1		S					[DB], Overland, Left
	WY63 1L5AA	1		H					[L5], Laredo, Left
	XE78 1DBAA	1		S					[DB], Overland, Right
	WY63 1T5AA	1		H					[T5], Laredo, Left
	XE84 1T5AA	1		H					[T5], Laredo, Right
	XE84 1L5AA	1		H					[L5], Laredo, Right
	XE84 1DVAA	1		H					[DV], Laredo, Right
	WY63 1DVAA	1		M					[DV], Sport, Left
	WY63 1T5AA	1		M					[T5], Sport, Left
	WY63 1L5AA	1		M					[L5], Sport, Left
-2									MOLDING, Front Door, Woodgrain
	5GY85 AAAAA	1		S					Left
	5GY86 AAAAA	1		S					Right
3	6505 156AA	2							SCREW, M5X0.8X16.00~~
4	6032 723	6							SCREW, Self Tapping, M4.2x1.69x19.05
5									PLUG, Door Trim Panel
	5FC1 1WL8	2							[L5]
	5FC1 1XDV	2							[DB, DV]
	5FC1 1XTM	2							[T5]
6									PANEL, Rear Door Trim
	XF17 1T5AA	1		H					[T5], Laredo, Left
	XF16 1DVAA	1		M					[DV], Sport, Right
	XF16 1T5AA	1		M					[T5], Sport, Right
	XF16 1L5AA	1		M					[L5], Sport, Right
	XE90 1L5AA	1		P					[L5], Limited, Right
	XE90 1T5AA	1		P					[T5], Limited, Right
	XE90 1DVAA	1		P					[DV], Limited, Right
	XE91 1DVAA	1		P					[DV], Limited, Left
	XE91 1L5AA	1		P					[L5], Limited, Left

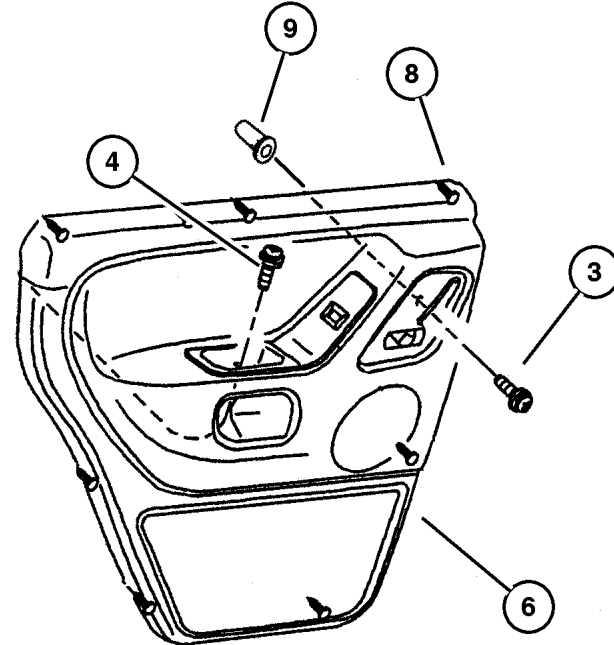
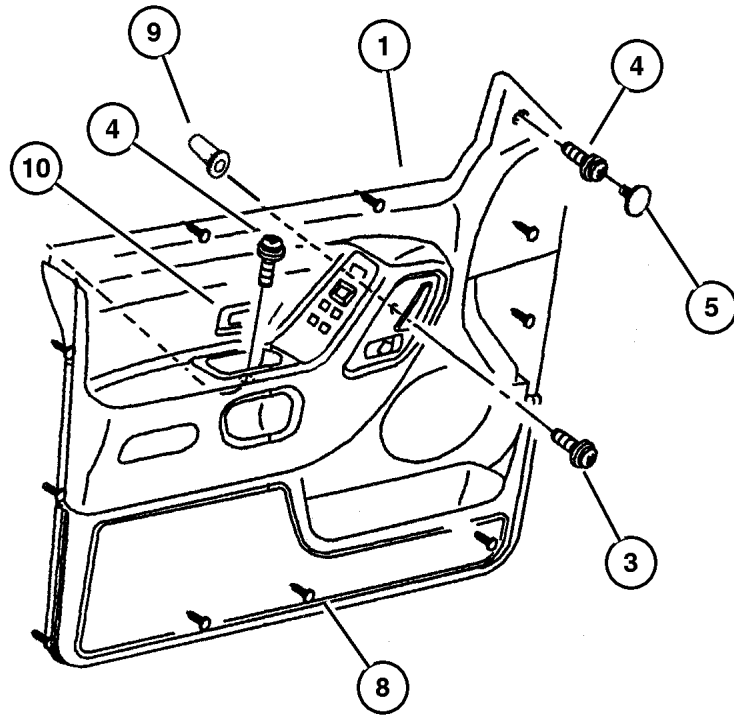
JEEP GRAND CHEROKEE (WJ)

SERIES	LINE	BODY	ENGINE	TRANSMISSION
H = Laredo	J = 4WD	74 = 4 Door	ERH = 4.0L, Power Tech I-6	DGK = 4 Speed Auto, 42RE
M = Sport	T = 2WD		EVA = 4.7L Power Tech V8	DGQ = 5 Speed Auto, 45RFE
P = Limited			EVC = 4.7L HO V8 MPI	DG0 = All Automatic Trans
S = Overland			ER0 = All 4.0L 6 Cyl Gas	
			EVO = All 4.7L Gas	

AR = Use as required - = Non illustrated part # = New this model year

October 1, 2003

Door Trim Panels  
Figure IWJ-410



ITEM	PART NUMBER	QTY	LINE	SERIES	BODY	ENGINE	TRANS	TRIM	DESCRIPTION
	XE91 1T5AA	1		P					[T5], Limited, Left
	XE76 1DBAA	1		S					[DB], Overland, Right
	XF17 1L5AA	1		H					[L5], Laredo, Left
	XE77 1DBAA	1		S					[DB], Overland, Left
	XF17 1DVAA	1		H					[DV], Laredo, Left
	XF16 1T5AA	1		H					[T5], Laredo, Right
	XF16 1L5AA	1		H					[L5], Laredo, Right
	XF16 1DVAA	1		H					[DV], Laredo, Right
	XF17 1T5AA	1		M					[T5], Sport, Left
	XF17 1L5AA	1		M					[L5], Sport, Left
	XF17 1DVAA	1		M					[DV], Sport, Left
-7									MOLDING, Rear Door, Woodgrain
	5GY87 AAAAA	1		S					[DB], Overland, Left
	5GY88 AAAAA	1		S					[DB], Overland, Right
8									FASTENER, Door Trim Panel
	6507 055AA	11		H					Front Door
		11		M					Front Door
		11		S					Front Door
		11		P					Front Door
		9		M					Rear Door
		9		H					Rear Door
		9		P					Rear Door
		9		S					Rear Door
9	6505 201AA	2							NUT
10									BEZEL, Switch, Memory Seats
	UH63 1T5AA	1		P					[T5]
	UH63 1DVAA	1		P					[DV]
	UH63 1L5AA	1		P					[L5]
	UH63 1DBAA	1		S					[DB]

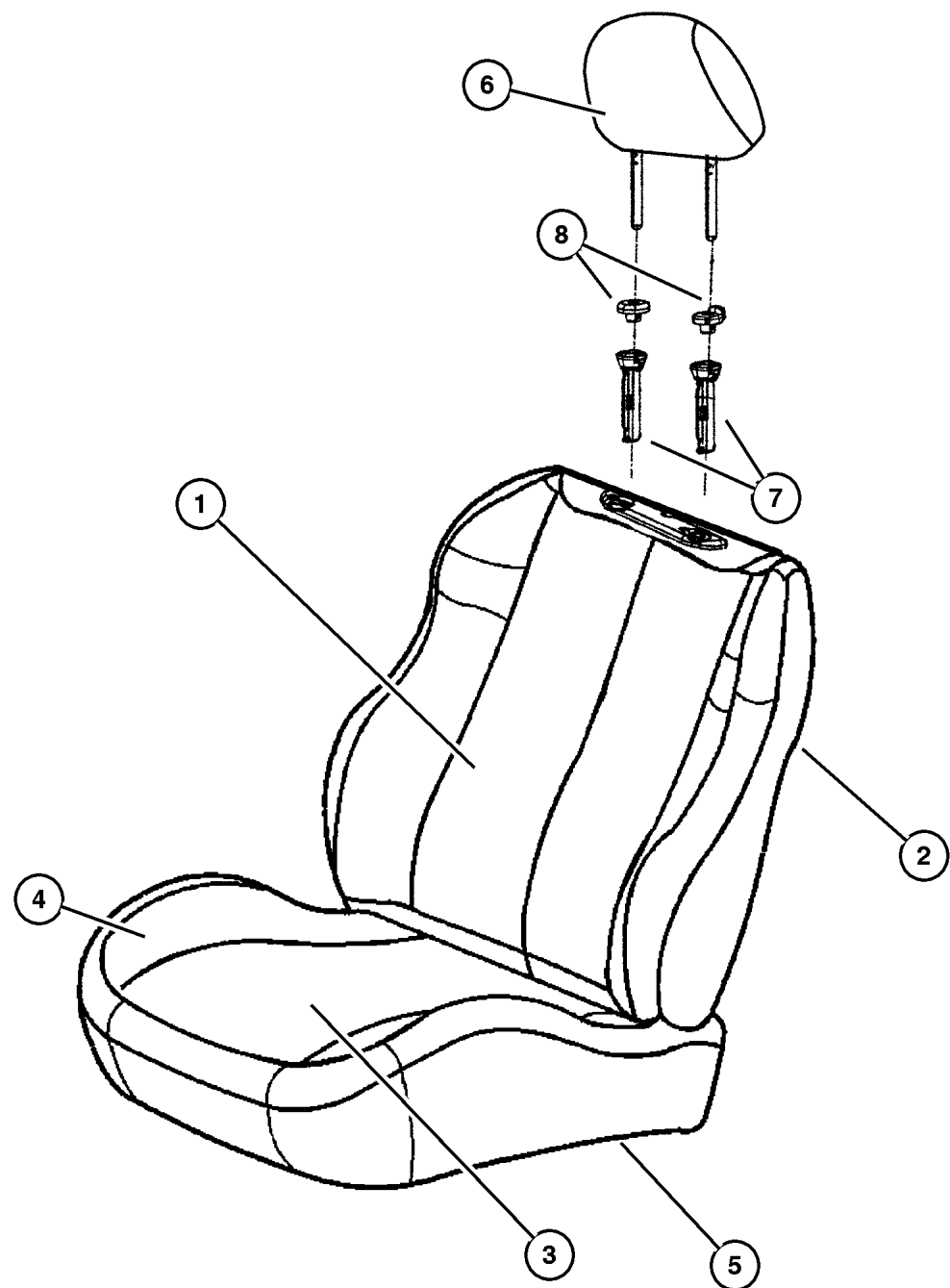
JEEP GRAND CHEROKEE (WJ)

SERIES	LINE	BODY	ENGINE	TRANSMISSION
H = Laredo	J = 4WD	74 = 4 Door	ERH = 4.0L, Power Tech I-6	DGK = 4 Speed Auto, 42RE
M = Sport	T = 2WD		EVA = 4.7L Power Tech V8	DGQ = 5 Speed Auto, 45RFE
P = Limited			EVC = 4.7L HO V8 MPI	DG0 = All Automatic Trans
S = Overland			ER0 = All 4.0L 6 Cyl Gas	
			EVO = All 4.7L Gas	

AR = Use as required - = Non illustrated part # = New this model year

October 1, 2003

**Front Seat, Cloth, Trim Code [E7]  
Figure IWJ-510**



ITEM	PART NUMBER	QTY	LINE	SERIES	BODY	ENGINE	TRANS	TRIM	DESCRIPTION
1									COVER, Front Seat Back
	#XR82 1DVAA	1						E7	[DV], Right
	#XR82 1L5AA	1						E7	[L5], Right
	#XR82 1T5AA	1						E7	[T5], Right
	XQ24 1DVAA	1						E7	[DV], Left
	XQ24 1L5AA	1						E7	[L5], Left
	XQ24 1T5AA	1						E7	[T5], Left
2									BACK, Front Seat
	#XR84 1DVAA	1						E7	[DV], Right
	#XR84 1L5AA	1						E7	[L5], Right
	#XR84 1T5AA	1						E7	[T5], Right
	XQ23 1DVAA	1						E7	[DV], Left
	XQ23 1L5AA	1						E7	[L5], Left
	XQ23 1T5AA	1						E7	[T5], Left
3									COVER, Front Seat Cushion
	#YE90 1DVAA	1						E7	[DV], Right
	#YE90 1L5AA	1						E7	[L5], Right
	#YE90 1T5AA	1						E7	[T5], Right
	#YE91 1DVAA	1						E7	[DV], Left
	#YE91 1L5AA	1						E7	[L5], Left
	#YE91 1T5AA	1						E7	[T5], Left
4									FOAM, Seat Cushion
	5093 494AA	1						E7	Right
	5093 495AA	1						E7	Left
5									FRAME, Front Seat
	4856 470	1						E7	Right
	4856 471	1						E7	Left
6									HEADREST, Front
	#XZ85 1DVAA	2						E7	[DV]
	#XZ85 1L5AA	2						E7	[L5]
	#XZ85 1T5AA	2						E7	[T5]
7	5013 152AA	2						E7	CYLINDER, Headrest
8									COVER, Headrest Sleeve
	UK04 1DVAA	1						E7	[DV], With Button
	UK04 1L5AA	1						E7	[L5], With Button
	UK04 1T5AA	1						E7	[T5], With Button
	UK05 1DVAA	1						E7	[DV], Without Button
	UK05 1L5AA	1						E7	[L5], Without Button
	UK05 1T5AA	1						E7	[T5], Without Button
-9	5093 493AA	2						E7	WIRE KIT, Trimming
-10	5018 505AA	1						E7	EXTENDER, Seat Belt

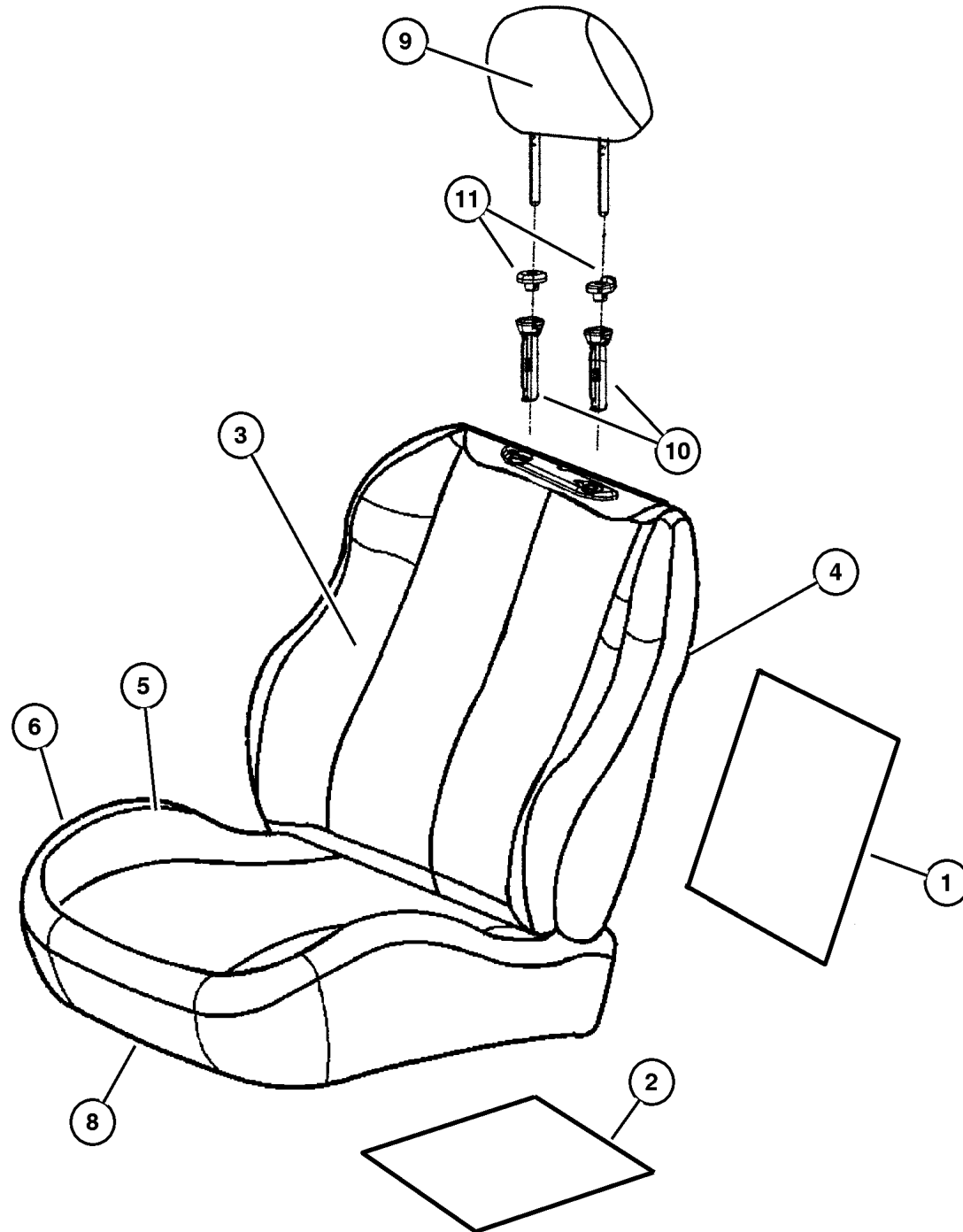
**JEEP GRAND CHEROKEE (WJ)**

SERIES	LINE	BODY	ENGINE	TRANSMISSION
H = Laredo	J = 4WD	74 = 4 Door	ERH = 4.0L, Power Tech I-6	DGK = 4 Speed Auto, 42RE
M = Sport	T = 2WD		EVA = 4.7L Power Tech V8	DGQ = 5 Speed Auto, 45RFE
P = Limited			EVC = 4.7L HO V8 MPI	DG0 = All Automatic Trans
S = Overland			ER0 = All 4.0L 6 Cyl Gas	
			EVO = All 4.7l Gas	

AR = Use as required - = Non illustrated part # = New this model year

October 1, 2003

**Front Seat, Leather, Trim Code [JL]  
Figure IWJ-520**



ITEM	PART NUMBER	QTY	LINE	SERIES	BODY	ENGINE	TRANS	TRIM	DESCRIPTION
Sales Codes:									
[JPX] = Power Heated									
1									HEATER, Stick-on Pad, Back
	5072 485AA	1						JL	Up to 9/10/02
	#5102 314AA	1						JL	After 9/10/02
2									HEATER, Stick-on Pad, Cushion
	5072 486AB	1						JL	Up to 9/10/02
	#5102 315AA	2						JL	After 9/10/02
3									COVER, Front Seat Back
	WK36 1DVAA	1						JL	[DV]
	WK36 1L5AA	1						JL	[L5]
	WK36 1T5AA	1						JL	[T5]
4									BACK, Front Seat
	WK52 1DVAA	1						JL	[DV], Non-Heated, Without Sales Code [JPX], Right
	WK49 1DVAA	1						JL	[DV], Includes Stick-on Heater Pad, Sales Code [JPX], Up to 9/10/02, Left
	WK49 1L5AA	1						JL	[L5], Includes Stick-on Heater Pad, Sales Code [JPX], Up to 9/10/02, Left
	WK49 1T5AA	1						JL	[T5], Includes Stick-on Heater Pad, Sales Code [JPX], Up to 9/10/02, Left
	#YM02 1DVAA	1						JL	[DV], Includes Stick-on Heater Pad, Sales Code [JPX], After 9/10/02, Right
	#YM02 1L5AA	1						JL	[L5], Includes Stick-on Heater Pad, Sales Code [JPX], After 9/10/02, Right
	#YM02 1T5AA	1						JL	[T5], Includes Stick-on Heater Pad, Sales Code [JPX], After 9/10/02, Right
	#YM03 1DVAA	1						JL	[DV], Includes Stick-on Heater Pad, Sales Code [JPX], After 9/10/02, Left
	#YM03 1L5AA	1						JL	[L5], Includes Stick-on Heater Pad, Sales Code [JPX], After 9/10/02, Left
	#YM03 1T5AA	1						JL	[T5], Includes Stick-on Heater Pad, Sales Code [JPX], After 9/10/02, Left

**JEEP GRAND CHEROKEE (WJ)**

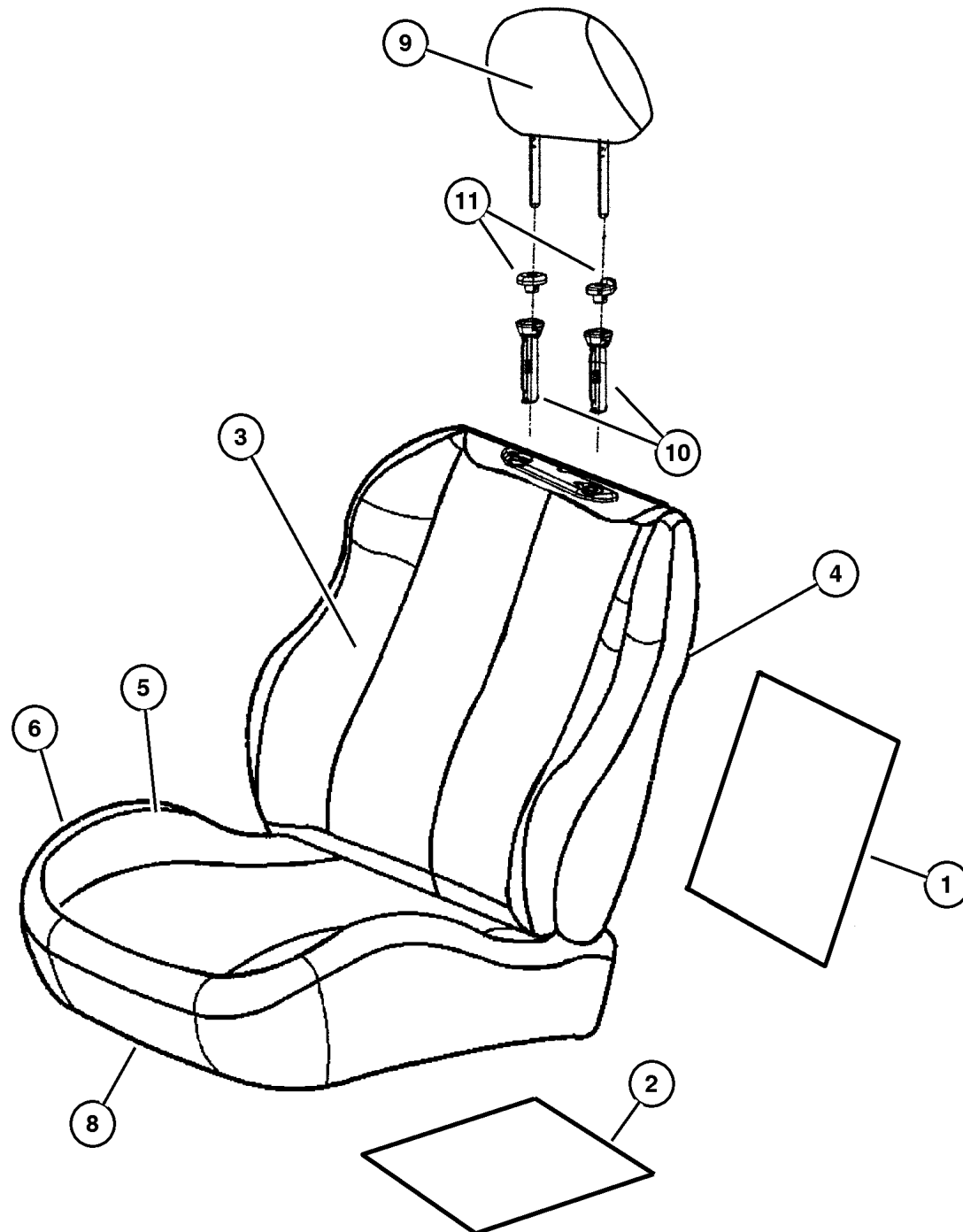
SERIES	LINE	BODY	ENGINE	TRANSMISSION
H = Laredo	J = 4WD	74 = 4 Door	ERH = 4.0L, Power Tech I-6	DGK = 4 Speed Auto, 42RE
M = Sport	T = 2WD		EVA = 4.7L Power Tech V8	DGQ = 5 Speed Auto, 45RFE
P = Limited			EVC = 4.7L HO V8 MPI	DG0 = All Automatic Trans
S = Overland			ER0 = All 4.0L 6 Cyl Gas	
			EVO = All 4.7L Gas	

AR = Use as required - = Non illustrated part # = New this model year

October 1, 2003



**Front Seat, Leather, Trim Code [JL]  
Figure IWJ-520**



ITEM	PART NUMBER	QTY	LINE	SERIES	BODY	ENGINE	TRANS	TRIM	DESCRIPTION
	WK52 1L5AA	1						JL	[L5], Non-Heated, Without Sales Code [JPX], Right
	WK52 1T5AA	1						JL	T5], Non-Heated, Without Sales Code [JPX], Right
	WK53 1DVAA	1						JL	[DV], Non-Heated, Without Sales Code [JPX], Left
	WK53 1L5AA	1						JL	[L5], Non-Heated, Without Sales Code [JPX], Left
	WK53 1T5AA	1						JL	T5], Non-Heated, Without Sales Code [JPX], Left
	WK48 1DVAA	1						JL	[DV], Includes Stick-on Heater Pad, Sales Code [JPX], Up to 9/10/02, Right
	WK48 1L5AA	1						JL	[L5], Includes Stick-on Heater Pad, Sales Code [JPX], Up to 9/10/02, Right
	WK48 1T5AA	1						JL	[T5], Includes Stick-on Heater Pad, Sales Code [JPX], Up to 9/10/02, Right
5									COVER, Front Seat Cushion
	#XR52 1DVAA	1						JL	[DV], Right
	#XR52 1L5AA	1						JL	[L5], Right
	#XR52 1T5AA	1						JL	[T5], Right
	#XR53 1DVAA	1						JL	[DV], Left
	#XR53 1L5AA	1						JL	[L5], Left
	#XR53 1T5AA	1						JL	[T5], Left
6									FOAM, Seat Cushion
	5093 494AA	1						JL	Right
	5093 495AA	1						JL	Left
-7	5093 493AA	2						JL	WIRE KIT, Trimming
8									FRAME, Front Seat
	4856 470	1						JL	Right
	4856 471	1						JL	Left
9									HEADREST, Front
	#XZ83 1DVAA	2						JL	[DV]
	#XZ83 1L5AA	2						JL	[L5]
	#XZ83 1T5AA	2						JL	[T5]
10	5013 152AA	2						JL	CYLINDER, Headrest
11									COVER, Headrest Sleeve
	UK04 1DVAA	1						JL	[DV], Right
	UK04 1L5AA	1						JL	[L5], Right

**JEEP GRAND CHEROKEE (WJ)**

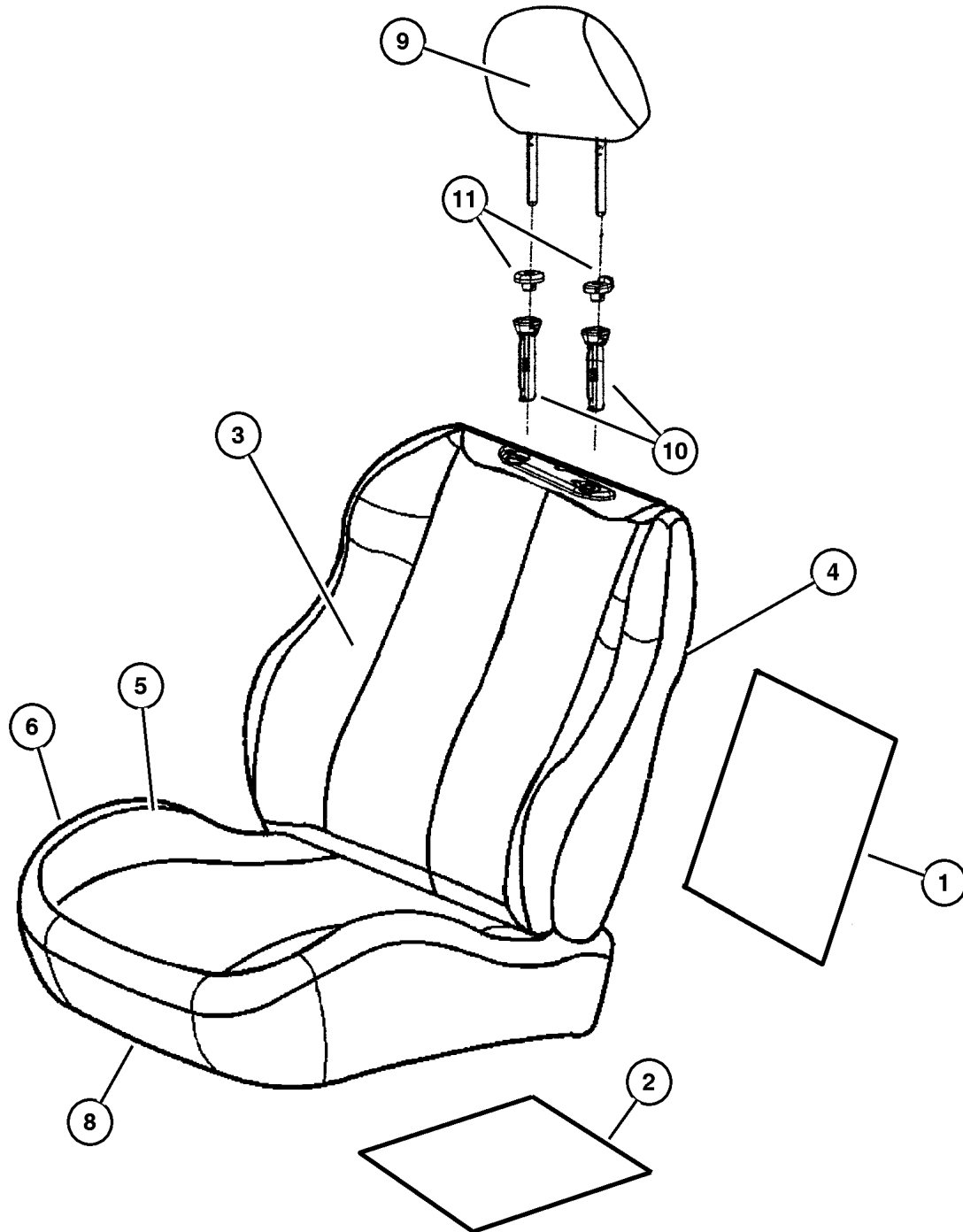
SERIES	LINE	BODY	ENGINE	TRANSMISSION
H = Laredo	J = 4WD	74 = 4 Door	ERH = 4.0L, Power Tech I-6	DGK = 4 Speed Auto, 42RE
M = Sport	T = 2WD		EVA = 4.7L Power Tech V8	DGQ = 5 Speed Auto, 45RFE
P = Limited			EVC = 4.7L HO V8 MPI	DG0 = All Automatic Trans
S = Overland			ER0 = All 4.0L 6 Cyl Gas	
			EVO = All 4.7L Gas	

AR = Use as required - = Non illustrated part # = New this model year

October 1, 2003

**Front Seat, Leather, Trim Code [JL]  
Figure IWJ-520**

ITEM	PART NUMBER	QTY	LINE	SERIES	BODY	ENGINE	TRANS	TRIM	DESCRIPTION
	UK04 1T5AA	1						JL	[T5], Right
	UK05 1DVAA	1						JL	[DV], Left
	UK05 1L5AA	1						JL	[L5], Left
	UK05 1T5AA	1						JL	[T5], Left
-12	5018 505AA	1							EXTENDER, Seat Belt



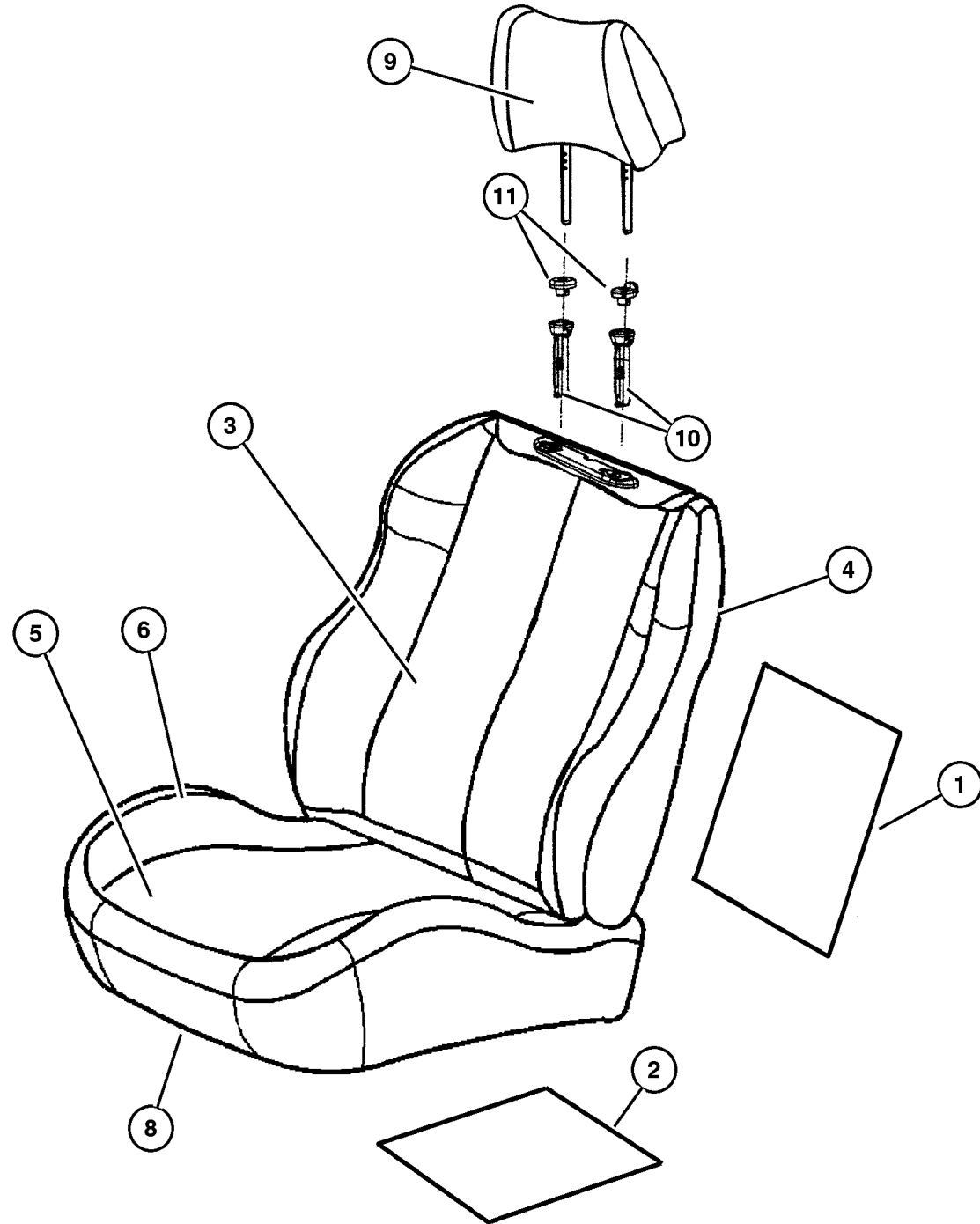
**JEEP GRAND CHEROKEE (WJ)**

<b>SERIES</b>	<b>LINE</b>	<b>BODY</b>	<b>ENGINE</b>	<b>TRANSMISSION</b>
H = Laredo	J = 4WD	74 = 4 Door	ERH = 4.0L, Power Tech I-6	DGK = 4 Speed Auto, 42RE
M = Sport	T = 2WD		EVA = 4.7L Power Tech V8	DGQ = 5 Speed Auto, 45RFE
P = Limited			EVC = 4.7L HO V8 MPI	DG0 = All Automatic Trans
S = Overland			ER0 = All 4.0L 6 Cyl Gas	
			EVO = All 4.7l Gas	

AR = Use as required - = Non illustrated part # = New this model year

October 1, 2003

Front Seat, Leather, Trim Code [XL]  
Figure IWJ-530



ITEM	PART NUMBER	QTY	LINE	SERIES	BODY	ENGINE	TRANS	TRIM	DESCRIPTION
------	-------------	-----	------	--------	------	--------	-------	------	-------------

Sales Codes:

[JRF] = Power 10 Way,Memory Driver Non-Heated, 6 way Passenger.

[JRH] = Power 10 Way,Memory Driver Heated, 6 way Passenger.

[JTF] = Power 10-Way Heated Memory.

1									HEATER, Stick-on Pad, Back
	#5102 314AA	1						XL	After 9/10/02
	5072 485AA	1						XL	Up to 9/10/02
2									HEATER, Stick-on Pad, Cushion
	5072 486AB	1						XL	Up to 9/10/02
	#5102 315AA	2						XL	After 9/10/02
3									COVER, Front Seat Back
	WN52 1DVAA	1						XL	[DV]
	WN52 1L5AA	1						XL	[L5]
	WN52 1T5AA	1						XL	[T5]
4									BACK, Front Seat
	WN49 1DVAA	1						XL	[DV], Non-Heated, Sales Code [JRF], Left
	#YM05 1DVAA	1						XL	[DV], Includes Stick-on Heater Pad, Sales Code [JRH, JTF], After 9/10/02, Left
	#YM05 1L5AA	1						XL	[L5], Includes Stick-on Heater Pad, Sales Code [JRH, JTF], After 9/10/02, Left
	#YM05 1T5AA	1						XL	[T5], Includes Stick-on Heater Pad, Sales Code [JRH, JTF], After 9/10/02, Left
	WN50 1DVAA	1						XL	[DV], Includes Stick-on Heater Pad, Sales Code [JTF], Up to 9/10/02, Right
	WN50 1L5AA	1						XL	[L5], Includes Stick-on Heater Pad, Sales Code [JTF], Up to 9/10/02, Right
	WN50 1T5AA	1						XL	[T5], Includes Stick-on Heater Pad, Sales Code [JTF], Up to 9/10/02, Right
	#YM04 1DVAA	1						XL	[DV], Includes Stick-on Heater Pad, Sales Code [JTF], After 9/10/02, Right
	#YM04 1L5AA	1						XL	[L5], Includes Stick-on Heater Pad, Sales Code [JTF], After 9/10/02, Right

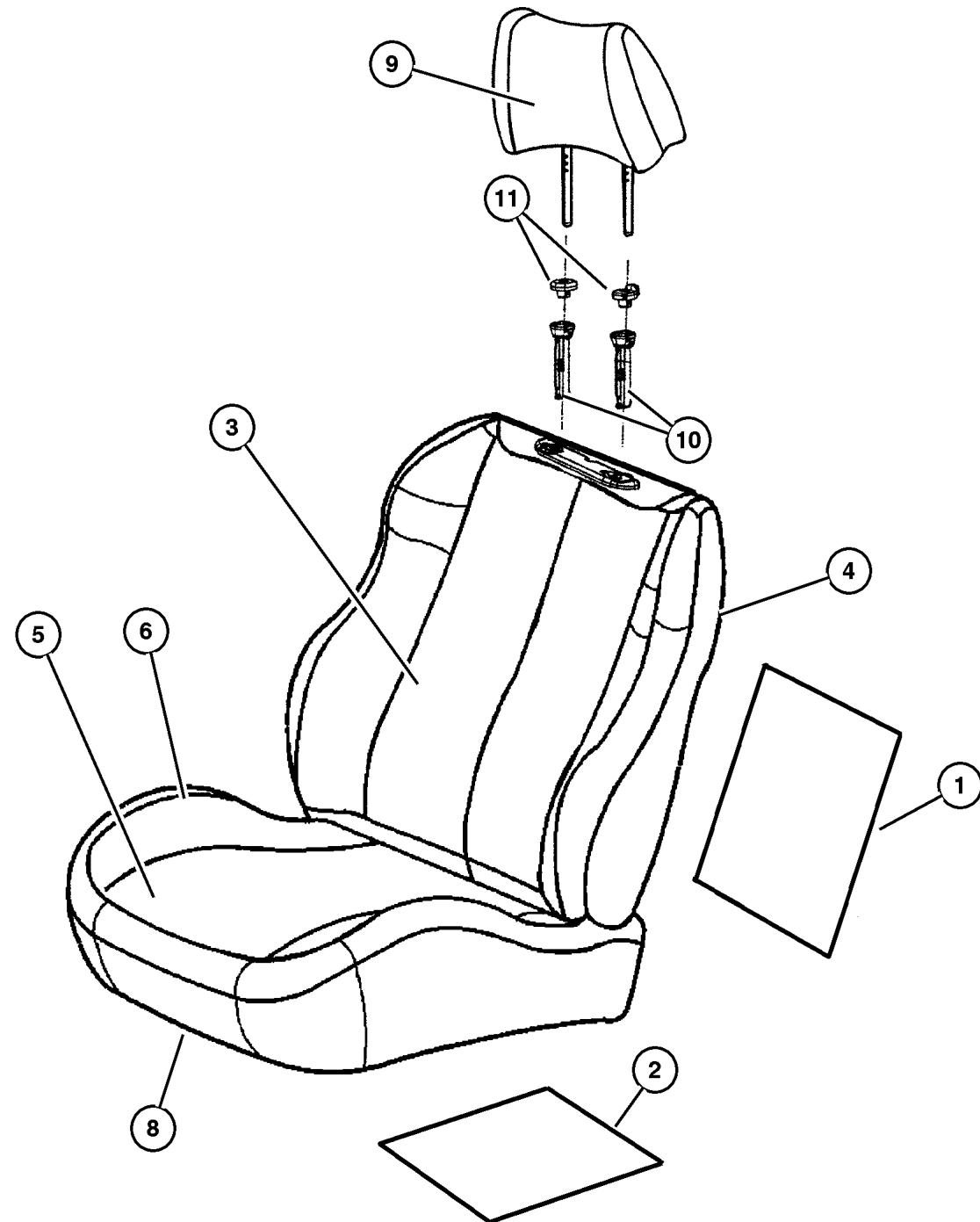
JEEP GRAND CHEROKEE (WJ)

SERIES	LINE	BODY	ENGINE	TRANSMISSION
H = Laredo	J = 4WD	74 = 4 Door	ERH = 4.0L, Power Tech I-6	DGK = 4 Speed Auto, 42RE
M = Sport	T = 2WD		EVA = 4.7L Power Tech V8	DGQ = 5 Speed Auto, 45RFE
P = Limited			EVC = 4.7L HO V8 MPI	DG0 = All Automatic Trans
S = Overland			ER0 = All 4.0L 6 Cyl Gas	
			EVO = All 4.7L Gas	

AR = Use as required - = Non illustrated part # = New this model year

October 1, 2003

**Front Seat, Leather, Trim Code [XL]  
Figure IWJ-530**



ITEM	PART NUMBER	QTY	LINE	SERIES	BODY	ENGINE	TRANS	TRIM	DESCRIPTION
	#YM04 1T5AA	1						XL	[T5], Includes Stick-on Heater Pad, Sales Code [JTF], After 9/10/02, Right
	XC10 1DVAA	1						XL	[DV], Includes Stick-on Heater Pad, Sales Code [JRH], Up to 9/10/02, Right
	WN49 1L5AA	1						XL	[L5], Non-Heated, Sales Code [JRF], Left
	XC10 1L5AA	1						XL	[L5], Includes Stick-on Heater Pad, Sales Code [JRH], Up to 9/10/02, Right
	XC10 1T5AA	1						XL	[T5], Includes Stick-on Heater Pad, Sales Code [JRH], Up to 9/10/02, Right
	#YM06 1DVAA	1						XL	[DV], Includes Stick-on Heater Pad, Sales Code [JRH], After 9/10/02, Right
	#YM06 1L5AA	1						XL	[L5], Includes Stick-on Heater Pad, Sales Code [JRH], After 9/10/02, Right
	#YM06 1T5AA	1						XL	[T5], Includes Stick-on Heater Pad, Sales Code [JRH], After 9/10/02, Right
	WN49 1T5AA	1						XL	[T5], Non-Heated, Sales Code [JRF], Left
	XC50 1DVAA	1						XL	[DV], Non-Heated, Sales Code [JRF], Right
	XC50 1L5AA	1						XL	[L5], Non-Heated, Sales Code [JRF], Right
	XC50 1T5AA	1						XL	[T5], Non-Heated, Sales Code [JRF], Right
	WN51 1DVAA	1						XL	[DV], Includes Stick-on Heater Pad, Sales Code [JRH, JTF], Up to 9/10/02, Left
	WN51 1L5AA	1						XL	[L5], Includes Stick-on Heater Pad, Sales Code [JRH, JTF], Up to 9/10/02, Left
	WN51 1T5AA	1						XL	[T5], Includes Stick-on Heater Pad, Sales Code [JRH, JTF], Up to 9/10/02, Left
5									COVER, Front Seat Cushion

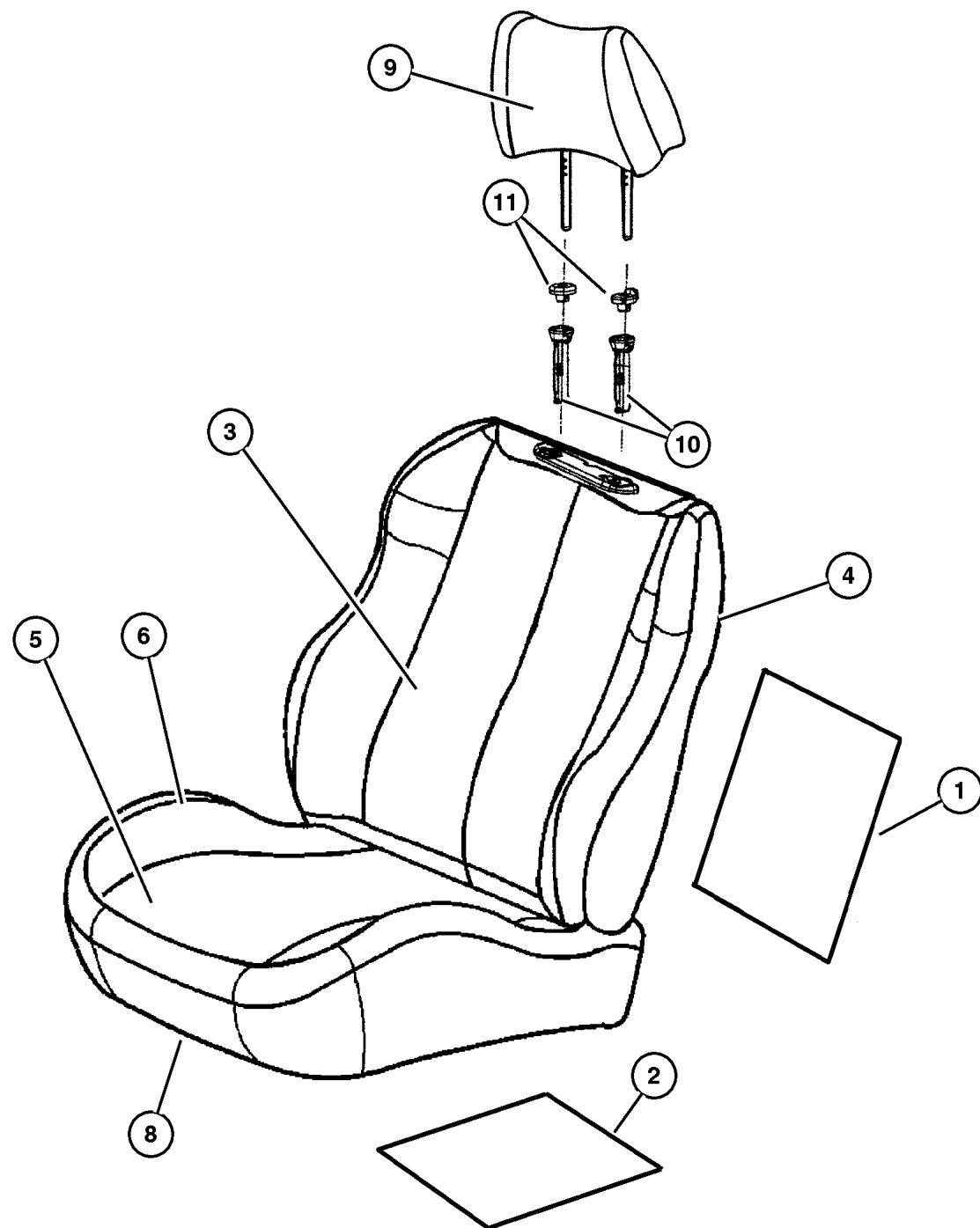
**JEEP GRAND CHEROKEE (WJ)**

SERIES	LINE	BODY	ENGINE	TRANSMISSION
H = Laredo	J = 4WD	74 = 4 Door	ERH = 4.0L, Power Tech I-6	DGK = 4 Speed Auto, 42RE
M = Sport	T = 2WD		EVA = 4.7L Power Tech V8	DGQ = 5 Speed Auto, 45RFE
P = Limited			EVC = 4.7L HO V8 MPI	DG0 = All Automatic Trans
S = Overland			ER0 = All 4.0L 6 Cyl Gas	
			EVO = All 4.7L Gas	

AR = Use as required - = Non illustrated part # = New this model year

October 1, 2003

Front Seat, Leather, Trim Code [XL]  
Figure IWJ-530



ITEM	PART NUMBER	QTY	LINE	SERIES	BODY	ENGINE	TRANS	TRIM	DESCRIPTION
	XR16 1DVAA	1						XL	[DV], Right
	XR16 1L5AA	1						XL	[L5], Right
	XR16 1T5AA	1						XL	[T5], Right
	XR17 1DVAA	1						XL	[DV], Left
	XR17 1L5AA	1						XL	[L5], Left
	XR17 1T5AA	1						XL	[T5], Left
6									FOAM, Seat Cushion
	5093 495AA	1						XL	Left
	5093 494AA	1						XL	Right
-7	5093 493AA	2						XL	WIRE KIT, Trimming
8									FRAME, Front Seat
	4856 471	1						XL	Left
	4856 470	1						XL	Right
9									HEADREST, Front
	#XZ84 1DVAA	2						XL	[DV]
	#XZ84 1L5AA	2						XL	[L5]
	#XZ84 1T5AA	2						XL	[T5]
10	5013 152AA	2						XL	CYLINDER, Headrest
11									COVER, Headrest Sleeve
	UK04 1L5AA	1						XL	[L5], Right
	UK04 1DVAA	1						XL	[DV], Right
	UK04 1T5AA	1						XL	[T5], Right
	UK05 1T5AA	1						XL	[T5], Left
	UK05 1L5AA	1						XL	[L5], Left
	UK05 1DVAA	1						XL	[DV], Left
-12	5018 505AA	1							EXTENDER, Seat Belt

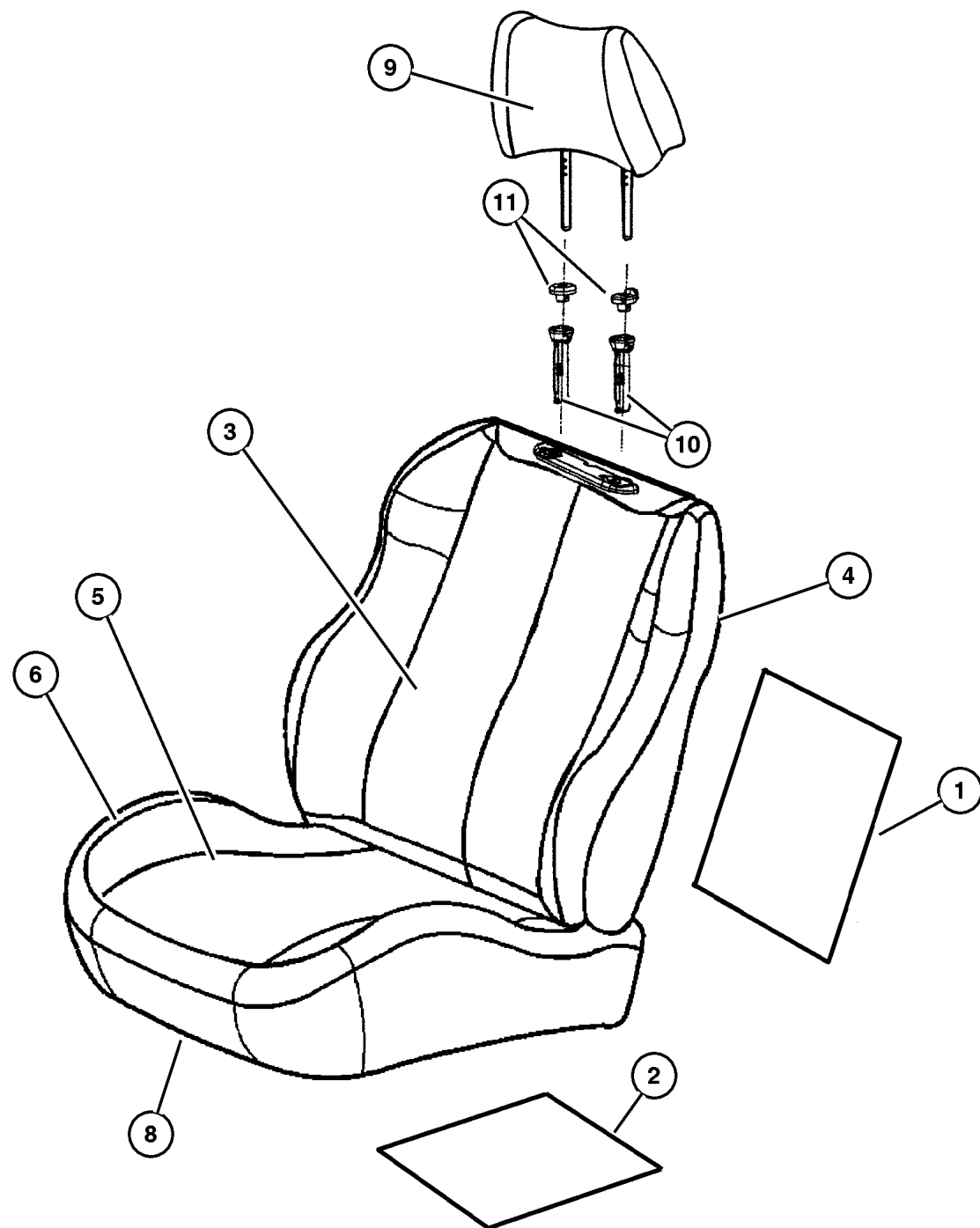
JEEP GRAND CHEROKEE (WJ)

SERIES	LINE	BODY	ENGINE	TRANSMISSION
H = Laredo	J = 4WD	74 = 4 Door	ERH = 4.0L, Power Tech I-6	DGK = 4 Speed Auto, 42RE
M = Sport	T = 2WD		EVA = 4.7L Power Tech V8	DGQ = 5 Speed Auto, 45RFE
P = Limited			EVC = 4.7L HO V8 MPI	DG0 = All Automatic Trans
S = Overland			ER0 = All 4.0L 6 Cyl Gas	
			EVO = All 4.7L Gas	

AR = Use as required - = Non illustrated part # = New this model year

October 1, 2003

**Front Seat, Leather, Trim Code [NL]  
Figure IWJ-540**



ITEM	PART NUMBER	QTY	LINE	SERIES	BODY	ENGINE	TRANS	TRIM	DESCRIPTION
Sales Codes: [JTF] = Power 10-Way Heated Memory.									
1	5072 486AB	1						NL	HEATER, Stick-on Pad, Back Up to 9/10/02
	#5102 314AA	2						NL	After 9/10/02
2	#5102 315AA	2						NL	HEATER, Stick-on Pad, Cushion After 9/10/02
	5072 485AA	1						NL	Up to 9/10/02
3	WK37 1DBAA	1						NL	COVER, Front Seat Back
4	WK56 1DBAA	1						NL	BACK, Front Seat Includes Stick-on Heater Pad, Up to 9/10/02, Right
	WK57 1DBAA	1						NL	Includes Stick-on Heater Pad, Up to 9/10/02, Left
	#YP08 1DBAA	1						NL	Includes Stick-on Heater Pad, After 9/10/02, Right
	#YP09 1DBAA	1						NL	Includes Stick-on Heater Pad, After 9/10/02, Left
5	XU14 1DBAA	1						NL	COVER, Front Seat Cushion Right
	XU15 1DBAA	1						NL	Left
6	5093 495AA	1						NL	FOAM, Seat Cushion Left
	5093 494AA	1						NL	Right
-7	5093 493AA	1						NL	WIRE KIT, Trimming
8	4856 471	1						NL	FRAME, Front Seat Left
	4856 470	1						NL	Right
9	#XZ82 1DBAA	2						NL	HEADREST, Front
10	5013 152AA	2						NL	CYLINDER, Headrest
11	UK04 1DBAA	1						NL	COVER, Headrest Sleeve Without Button
	UK05 1DBAA	1						NL	With Button
-12	5018 505AA	1							EXTENDER, Seat Belt

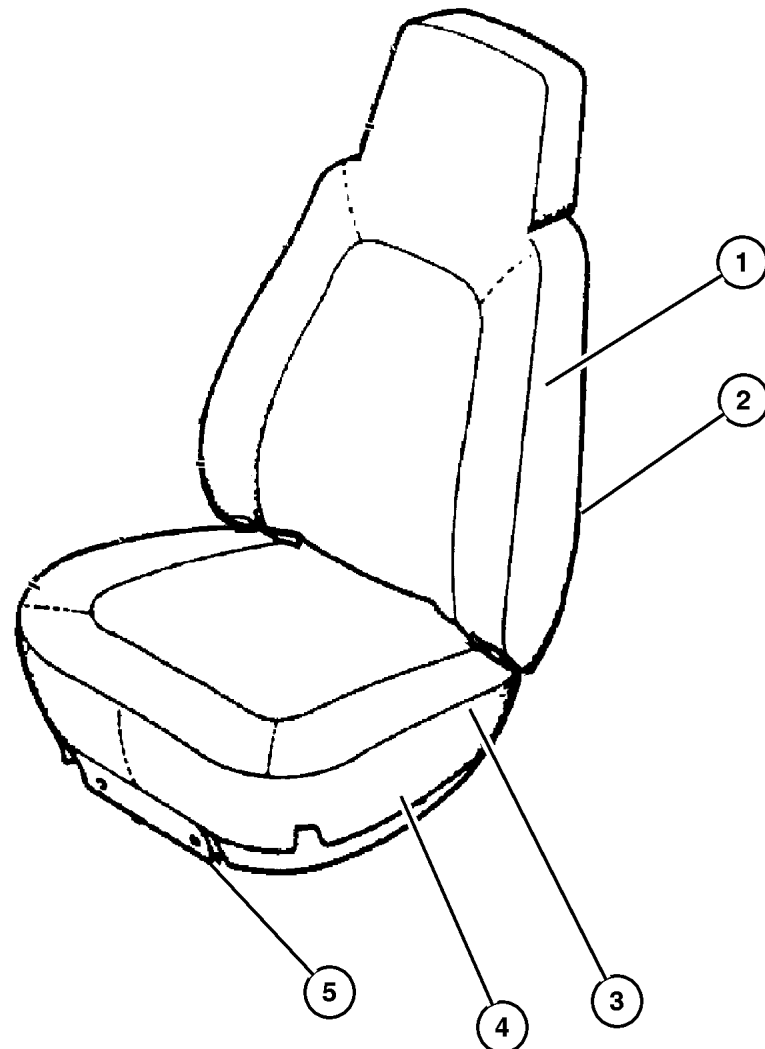
**JEEP GRAND CHEROKEE (WJ)**

SERIES	LINE	BODY	ENGINE	TRANSMISSION
H = Laredo	J = 4WD	74 = 4 Door	ERH = 4.0L, Power Tech I-6	DGK = 4 Speed Auto, 42RE
M = Sport	T = 2WD		EVA = 4.7L Power Tech V8	DGQ = 5 Speed Auto, 45RFE
P = Limited			EVC = 4.7L HO V8 MPI	DG0 = All Automatic Trans
S = Overland			ER0 = All 4.0L 6 Cyl Gas	
			EVO = All 4.7L Gas	

AR = Use as required - = Non illustrated part # = New this model year

October 1, 2003

**Front Seat, Cloth, Trim Code [S5]  
Figure IWJ-550**



ITEM	PART NUMBER	QTY	LINE	SERIES	BODY	ENGINE	TRANS	TRIM	DESCRIPTION
1									COVER, Front Seat Back
	#XS00 1DVAA	2						S5	[DV], Right & Left
	#XS00 1L5AA	2						S5	[L5], Right & Left
	#XS00 1T5AA	2						S5	[T5], Right & Left
2									BACK, Front Seat
	#XR98 1DVAA	1						S5	[DV], Right
	#XR98 1L5AA	1						S5	[L5], Right
	#XR98 1T5AA	1						S5	[T5], Right
	#XR99 1DVAA	1						S5	[DV], Left
	#XR99 1L5AA	1						S5	[L5], Left
	#XR99 1T5AA	1						S5	[T5], Left
3									COVER, Front Seat Cushion
	#YE90 1DVAA	1						S5	[DV], Right
	#YE90 1L5AA	1						S5	[L5], Right
	#YE90 1T5AA	1						S5	[T5], Right
	#YE91 1DVAA	1						S5	[DV], Left
	#YE91 1L5AA	1						S5	[L5], Left
	#YE91 1T5AA	1						S5	[T5], Left
4									FOAM, Seat Cushion
	5093 494AA	1						S5	Right
	5093 495AA	1						S5	Left
5									FRAME, Front Seat
	4856 471	1						S5	Left
	4856 470	1						S5	Right
-6	5093 493AA	2						S5	WIRE KIT, Trimming
-7	5018 505AA	1							EXTENDER, Seat Belt

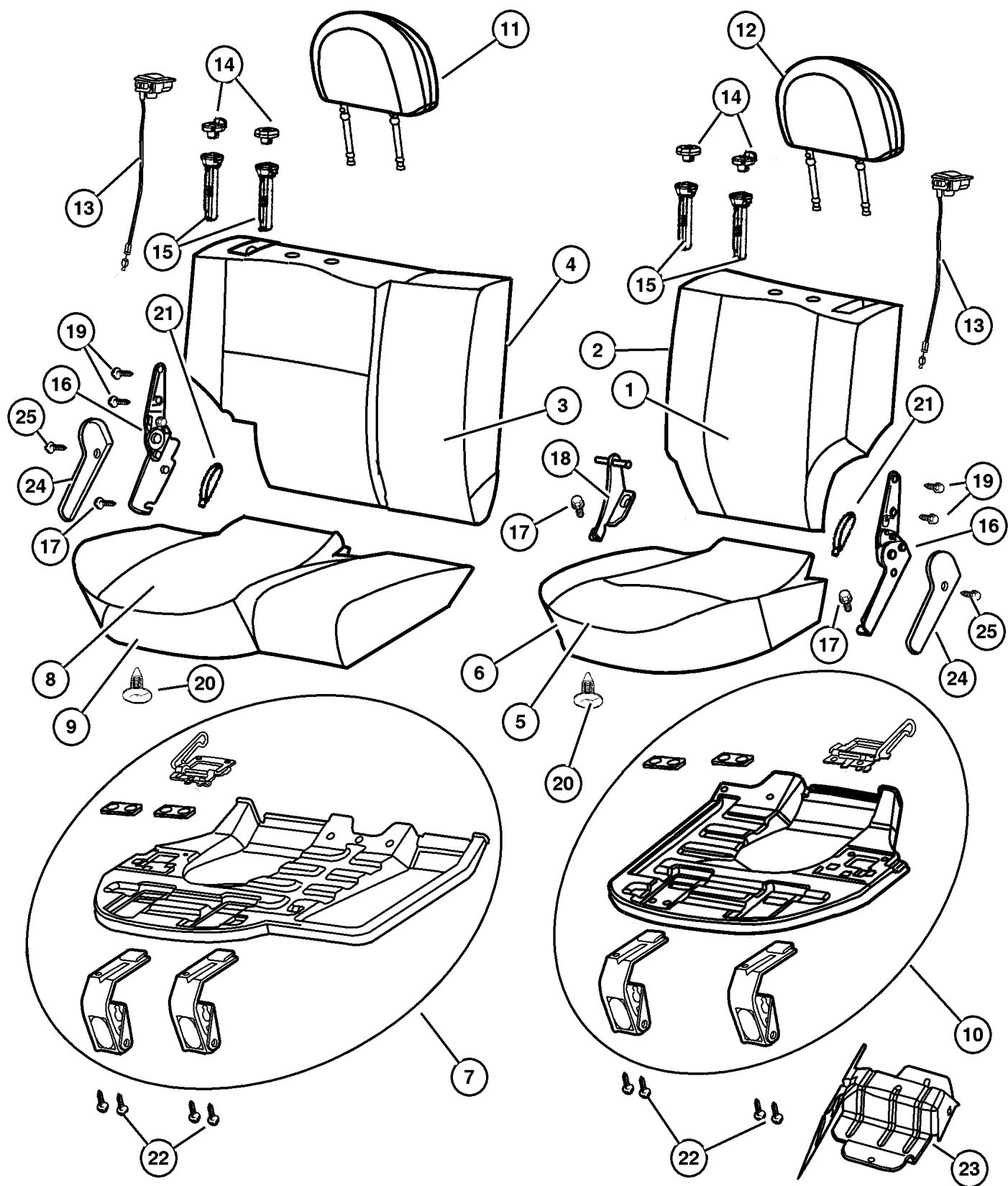
**JEEP GRAND CHEROKEE (WJ)**

SERIES	LINE	BODY	ENGINE	TRANSMISSION
H = Laredo	J = 4WD	74 = 4 Door	ERH = 4.0L, Power Tech I-6	DGK = 4 Speed Auto, 42RE
M = Sport	T = 2WD		EVA = 4.7L Power Tech V8	DGQ = 5 Speed Auto, 45RFE
P = Limited			EVC = 4.7L HO V8 MPI	DG0 = All Automatic Trans
S = Overland			ER0 = All 4.0L 6 Cyl Gas	
			EVO = All 4.7L Gas	

AR = Use as required - = Non illustrated part # = New this model year

October 1, 2003

Rear Seat, Trim Code [E7]  
Figure IWJ-610



ITEM	PART NUMBER	QTY	LINE	SERIES	BODY	ENGINE	TRANS	TRIM	DESCRIPTION
1	#XR91 1DVAA	1						E7	COVER, Rear Seat Back, 40%
	#XR91 1L5AA	1						E7	[L5]
	#XR91 1T5AA	1						E7	[T5]
2	#XR97 1DVAA	1						E7	SEAT BACK, Rear, 40%
	#XR97 1L5AA	1						E7	[L5]
	#XR97 1T5AA	1						E7	[T5]
3	#XR90 1DVAA	1						E7	COVER, Rear Seat Back, 60%
	#XR90 1L5AA	1						E7	[L5]
	#XR90 1T5AA	1						E7	[T5]
4	#XR96 1DVAA	1						E7	SEAT BACK, Rear, 60%
	#XR96 1L5AA	1						E7	[L5]
	#XR96 1T5AA	1						E7	[T5]
5	#YE89 1DVAA	1						E7	COVER, Rear Seat Cushion, 40%
	#YE89 1L5AA	1						E7	[L5]
	#YE89 1T5AA	1						E7	[T5]
6	#XR89 1DVAA	1						E7	CUSHION, Rear Seat, 40%
	#XR89 1L5AA	1						E7	[L5]
	#XR89 1T5AA	1						E7	[T5]
7	#5093 498AA	1						E7	PANEL, Seat Cushion Base, 60%
8	#YE88 1DVAA	1						E7	COVER, Rear Seat Cushion, 60%
	#YE88 1L5AA	1						E7	[L5]
	#YE88 1T5AA	1						E7	[T5]
9	#XR88 1DVAA	1						E7	CUSHION, Rear Seat, 60%
	#XR88 1L5AA	1						E7	[L5]
	#XR88 1T5AA	1						E7	[T5]
10	#5093 499AA	1						E7	PANEL, Seat Cushion Base, 40%
11	#XR83 1DVAA	2						E7	HEADREST, Rear, Right
	#XR83 1L5AA	2						E7	[L5]
	#XR83 1T5AA	2						E7	[T5]
12	#XR83 1DVAA	2						E7	HEADREST, Rear, Left
	#XR83 1L5AA	2						E7	[L5]

JEEP GRAND CHEROKEE (WJ)

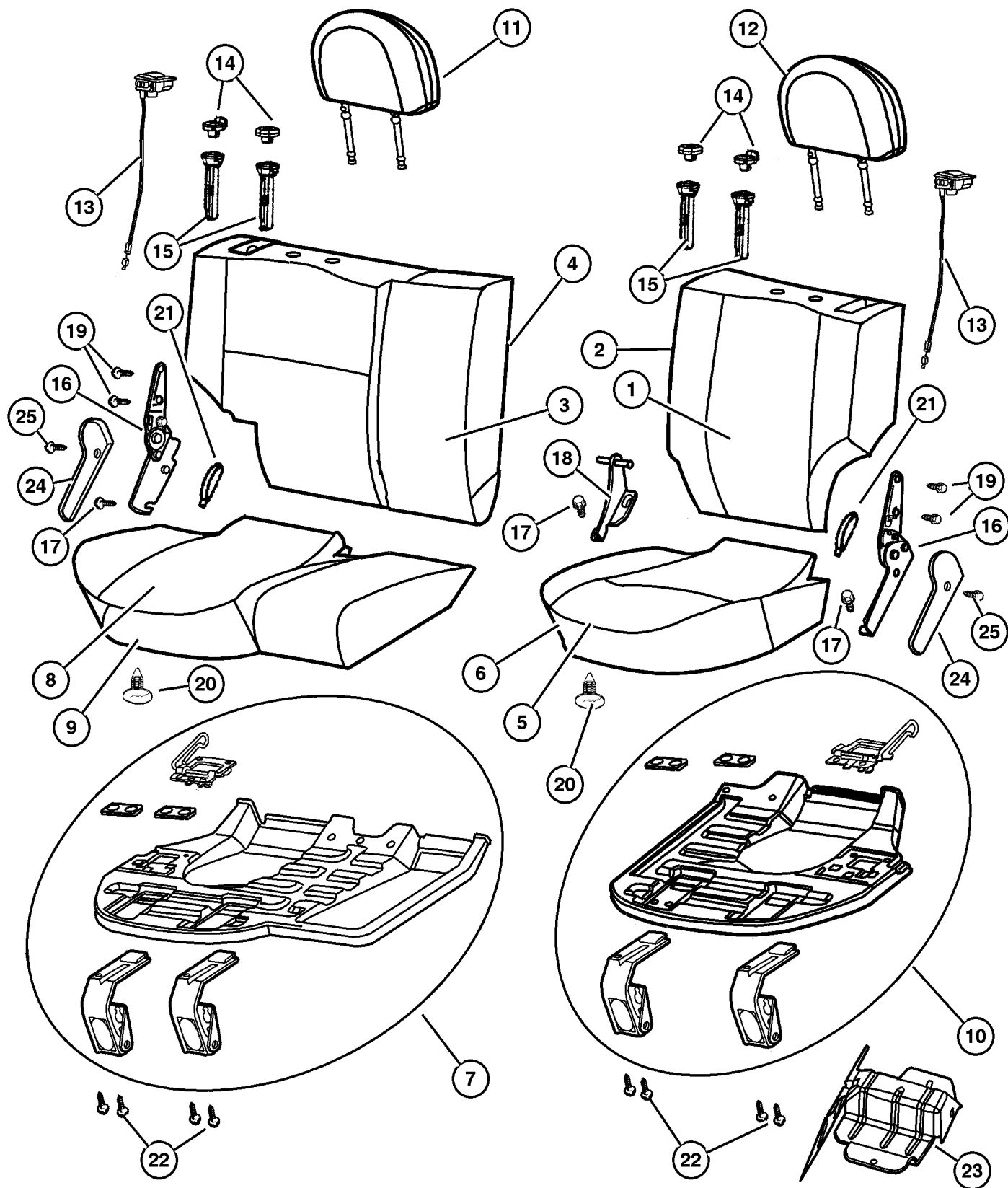
SERIES	LINE	BODY	ENGINE	TRANSMISSION
H = Laredo	J = 4WD	74 = 4 Door	ERH = 4.0L, Power Tech I-6	DGK = 4 Speed Auto, 42RE
M = Sport	T = 2WD		EVA = 4.7L Power Tech V8	DGQ = 5 Speed Auto, 45RFE
P = Limited			EVC = 4.7L HO V8 MPI	DG0 = All Automatic Trans
S = Overland			ER0 = All 4.0L 6 Cyl Gas	
			EVO = All 4.7L Gas	

AR = Use as required - = Non illustrated part # = New this model year

October 1, 2003



Rear Seat, Trim Code [E7]  
Figure IWJ-610



ITEM	PART NUMBER	QTY	LINE	SERIES	BODY	ENGINE	TRANS	TRIM	DESCRIPTION
	#XR83 1T5AA	2						E7	[T5]
13								E7	CONTROL, SEAT RELEASE
	SX64 1DVAA	1						E7	[DV]
	SX64 1L5AA	1						E7	[L5]
	SX64 1T5AA	1						E7	[T5]
14								E7	COVER, Headrest Sleeve
	UK04 1DVAA	1						E7	[DV], Without Button
	UK04 1L5AA	1						E7	[L5], Without Button
	UK04 1T5AA	1						E7	[T5], Without Button
	UK05 1DVAA	1						E7	[DV], With Button
	UK05 1L5AA	1						E7	[L5], With Button
	UK05 1T5AA	1						E7	[T5], With Button
15	5013 152AA	2						E7	CYLINDER, Headrest
16								E7	LATCH, Seat
	#5093 501AA	1						E7	Left
	#5093 500AA	1						E7	Right
17	6507 385AA	4						E7	SCREW AND WASHER, Hex Head
18	5080 268AB	1						E7	BRACKET, Pivot
19	4720 768	1						E7	BOLT, Recliner to Seat Back
20	5019 522AA	1						E7	RETAINER, Cushion Cover
21								E7	STRAP, Seat Pull
	SL00 1DVAA	1						E7	[DV]
	SL00 1L5AA	1						E7	[L5]
	SL00 1T5AA	1						E7	[T5]
22	6100 558	8						E7	BOLT AND CONED WASHER, Hex Head, M6x25x14
23								E7	BRACKET, Seat
	55196 740AB	1						E7	Rear Seat Cushion Latch, Right
	55196 741AE	1						E7	Rear Seat Cushion Latch, Left
24								E7	COVER, Seat latch
	UN70 1DVAA	1						E7	[DV], Right
	UN70 1L5AA	1						E7	[L5], Right
	UN70 1T5AA	1						E7	[T5], Right
	UN71 1DVAA	1						E7	[DV], Left
	UN71 1L5AA	1						E7	[L5], Left
	UN71 1T5AA	1						E7	[T5], Left
25	5072 471AA	2						E7	RIVET
-26	6504 438	2						E7	BOLT, Hex Flange Head, M8x35, Child Tether Attach

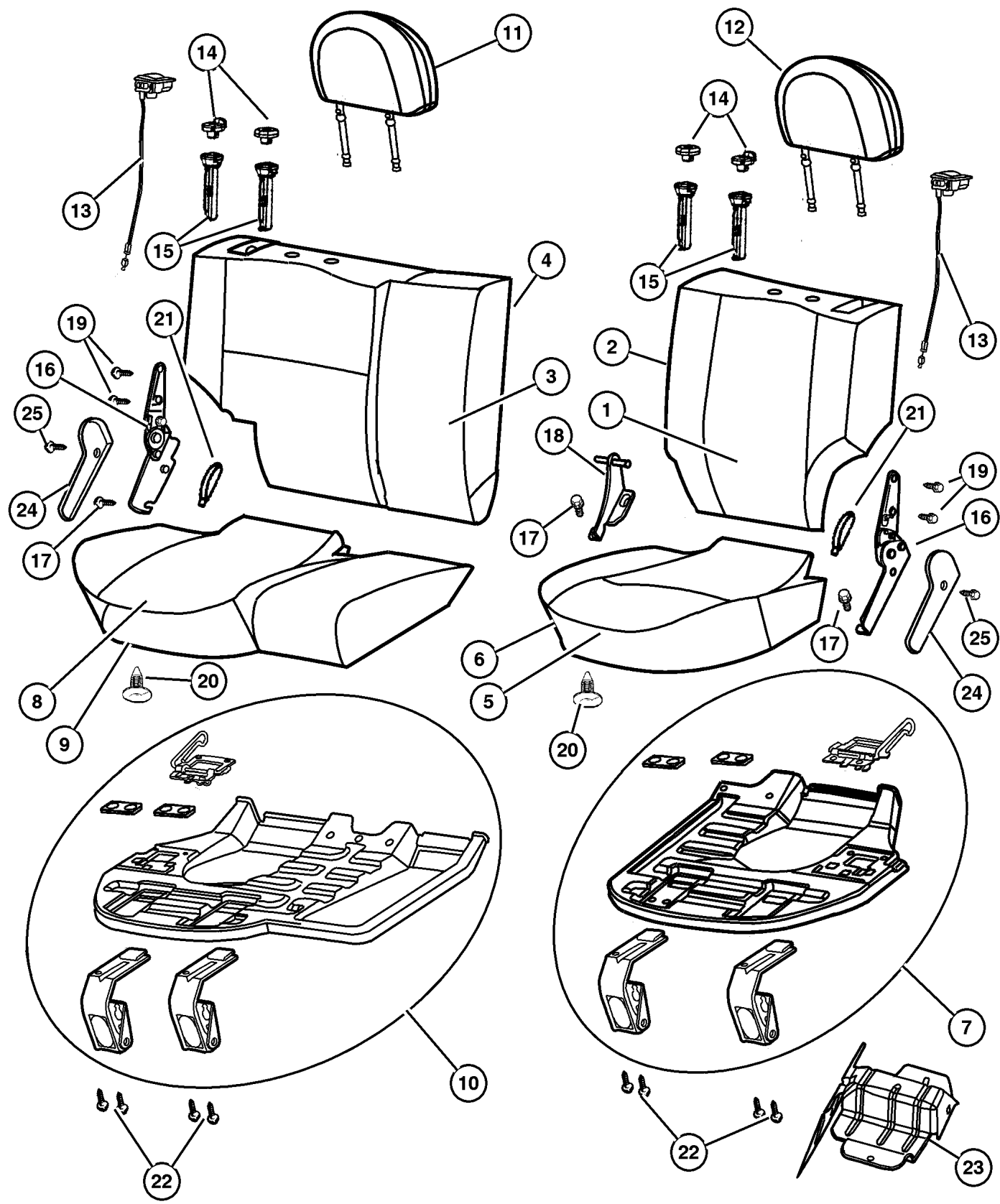
JEEP GRAND CHEROKEE (WJ)

SERIES	LINE	BODY	ENGINE	TRANSMISSION
H = Laredo	J = 4WD	74 = 4 Door	ERH = 4.0L, Power Tech I-6	DGK = 4 Speed Auto, 42RE
M = Sport	T = 2WD		EVA = 4.7L Power Tech V8	DGQ = 5 Speed Auto, 45RFE
P = Limited			EVC = 4.7L HO V8 MPI	DG0 = All Automatic Trans
S = Overland			ER0 = All 4.0L 6 Cyl Gas	
			EVO = All 4.7L Gas	

AR = Use as required - = Non illustrated part # = New this model year

October 1, 2003

Rear Seat, Trim Code [JL]  
Figure IWJ-620



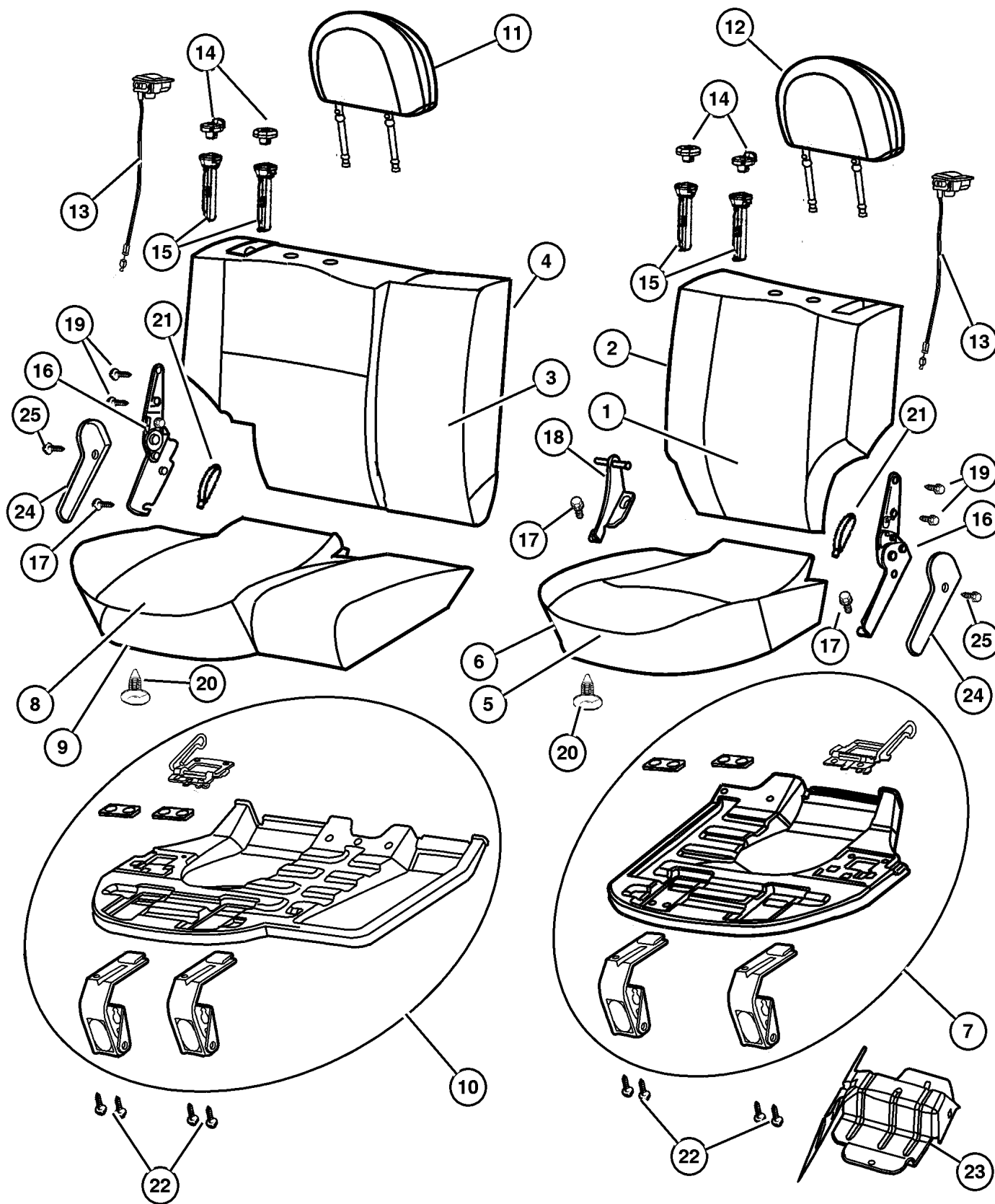
ITEM	PART NUMBER	QTY	LINE	SERIES	BODY	ENGINE	TRANS	TRIM	DESCRIPTION
1									COVER, Rear Seat Back, 40%
	#XR75 1DVAA	1						JL	[DV]
	#XR75 1L5AA	1						JL	[L5]
	#XR75 1T5AA	1						JL	[T5]
2									SEAT BACK, Rear, 40%
	#XR73 1DVAA	1						JL	[DV]
	#XR73 1L5AA	1						JL	[L5]
	#XR73 1T5AA	1						JL	[T5]
3									COVER, Rear Seat Back, 60%
	#XR74 1DVAA	1						JL	[DV]
	#XR74 1L5AA	1						JL	[L5]
	#XR74 1T5AA	1						JL	[T5]
4									SEAT BACK, Rear, 60%
	#XR72 1DVAA	1						JL	[DV]
	#XR72 1L5AA	1						JL	[L5]
	#XR72 1T5AA	1						JL	[T5]
5									COVER, Rear Seat Cushion, 40%
	WK33 1DVAA	1						JL	[DV]
	WK33 1L5AA	1						JL	[L5]
	WK33 1T5AA	1						JL	[T5]
6									CUSHION, Rear Seat, 40%
	#XR71 1DVAA	1						JL	[DV]
	#XR71 1L5AA	1						JL	[L5]
	#XR71 1T5AA	1						JL	[T5]
7	#5093 499AA	1						JL	PANEL, Seat Cushion Base, 40%
8									COVER, Rear Seat Cushion, 60%
	WK32 1DVAA	1						JL	[DV]
	WK32 1L5AA	1						JL	[L5]
	WK32 1T5AA	1						JL	[T5]
9									CUSHION, Rear Seat, 60%
	#XR70 1DVAA	1						JL	[DV]
	#XR70 1L5AA	1						JL	[L5]
	#XR70 1T5AA	1						JL	[T5]
10	#5093 498AA	1						JL	PANEL, Seat Cushion Base, 60%
11									HEADREST, Rear, Right
	#XR69 1DVAA	1						JL	[DV]
	#XR69 1L5AA	1						JL	[L5]
	#XR69 1T5AA	1						JL	[T5]
12									HEADREST, Rear, Left
	#XR69 1DVAA	1						JL	[DV]
	#XR69 1L5AA	1						JL	[L5]

JEEP GRAND CHEROKEE (WJ)  
 SERIES H = Laredo M = Sport P = Limited S = Overland  
 LINE J = 4WD T = 2WD  
 BODY 74 = 4 Door  
 ENGINE ERH = 4.0L, Power Tech I-6  
 EVA = 4.7L Power Tech V8  
 EVC = 4.7L HO V8 MPI  
 ER0 = All 4.0L 6 Cyl Gas  
 EVO = All 4.7L Gas  
 TRANSMISSION DGK = 4 Speed Auto, 42RE  
 DGQ = 5 Speed Auto, 45RFE  
 DG0 = All Automatic Trans

AR = Use as required - = Non illustrated part # = New this model year

October 1, 2003

Rear Seat, Trim Code [JL]  
Figure IWJ-620



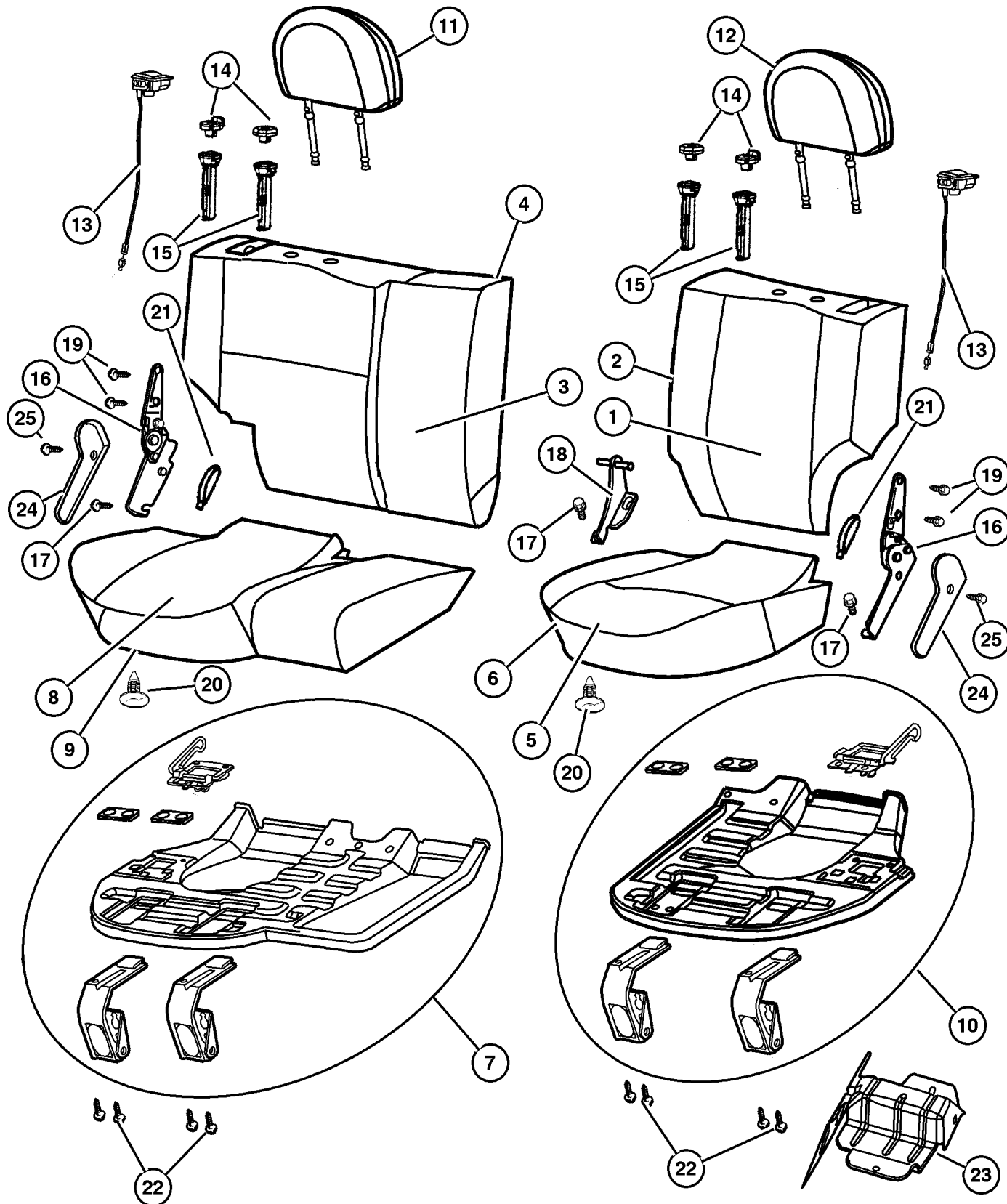
ITEM	PART NUMBER	QTY	LINE	SERIES	BODY	ENGINE	TRANS	TRIM	DESCRIPTION
	#XR69 1T5AA	1						JL	[T5]
13	SX64 1DVAA	1						JL	[DV]
	SX64 1L5AA	1						JL	[L5]
	SX64 1T5AA	1						JL	[T5]
14	UK04 1DVAA	1						JL	[DV], Without Button
	UK04 1L5AA	1						JL	[L5], Without Button
	UK04 1T5AA	1						JL	[T5], Without Button
	UK05 1DVAA	1						JL	[DV], With Button
	UK05 1L5AA	1						JL	[L5], With Button
	UK05 1T5AA	1						JL	[T5], With Button
15	5013 152AA	2						JL	CYLINDER, Headrest
16	#5093 501AA	1						JL	Left
	#5093 500AA	1						JL	Right
17	6507 385AA	4							SCREW AND WASHER, Hex Head
18	5080 268AB	1						JL	BRACKET, Pivot
19	4720 768	4						JL	BOLT, Recliner to Seat Back
20	5019 522AA	2						JL	RETAINER, Cushion Cover
21									STRAP, Seat Pull
	SL00 1DVAA	1						JL	[DV]
	SL00 1L5AA	1						JL	[L5]
	SL00 1T5AA	1						JL	[T5]
22	6100 558	8							BOLT AND CONED WASHER, Hex Head, M6x25x14
23	55196 740AB	1							BRACKET, Seat Rear Seat Cushion Latch, Right
	55196 741AE	1							Rear Seat Cushion Latch, Left
24	UN70 1DVAA	1						JL	[DV], Right
	UN70 1L5AA	1						JL	[L5], Right
	UN70 1T5AA	1						JL	[T5], Right
	UN71 1DVAA	1						JL	[DV], Left
	UN71 1L5AA	1						JL	[L5], Left
	UN71 1T5AA	1						JL	[T5], Left
25	5072 471AA	2						JL	RIVET

JEEP GRAND CHEROKEE (WJ)  
 SERIES LINE BODY ENGINE TRANSMISSION  
 H = Laredo J = 4WD 74 = 4 Door ERH = 4.0L, Power Tech I-6 DGK = 4 Speed Auto, 42RE  
 M = Sport T = 2WD EVA = 4.7L Power Tech V8 DGQ = 5 Speed Auto, 45RFE  
 P = Limited EVC = 4.7L HO V8 MPI DG0 = All Automatic Trans  
 S = Overland ER0 = All 4.0L 6 Cyl Gas  
 EVO = All 4.7L Gas

AR = Use as required - = Non illustrated part # = New this model year

October 1, 2003

Rear Seat, Trim Code [XL]  
Figure IWJ-630



ITEM	PART NUMBER	QTY	LINE	SERIES	BODY	ENGINE	TRANS	TRIM	DESCRIPTION
1									COVER, Rear Seat Back, 40%
	#XR21 1DVAA	1						XL	[DV]
	#XR21 1L5AA	1						XL	[L5]
	#XR21 1T5AA	1						XL	[T5]
2									SEAT BACK, Rear, 40%
	#XR23 1DVAA	1						XL	[DV]
	#XR23 1L5AA	1						XL	[L5]
	#XR23 1T5AA	1						XL	[T5]
3									COVER, Rear Seat Back, 60%
	#XR20 1DVAA	1						XL	[DV]
	#XR20 1L5AA	1						XL	[L5]
	#XR20 1T5AA	1						XL	[T5]
4									SEAT BACK, Rear, 60%
	#XR22 1DVAA	1						XL	[DV]
	#XR22 1L5AA	1						XL	[L5]
	#XR22 1T5AA	1						XL	[T5]
5									COVER, Rear Seat Cushion, 40%
	WN57 1L5AA	1						XL	[L5]
	WN57 1DVAA	1						XL	[DV]
	WN57 1T5AA	1						XL	[T5]
6									CUSHION, Rear Seat, 40%
	#XR19 1DVAA	1						XL	[DV]
	#XR19 1L5AA	1						XL	[L5]
	#XR19 1T5AA	1						XL	[T5]
7	#5093 498AA	1						XL	PANEL, Seat Cushion Base, 60%
8									COVER, Rear Seat Cushion, 60%
	WN56 1DVAA	1						XL	[DV]
	WN56 1L5AA	1						XL	[L5]
	WN56 1T5AA	1						XL	[T5]
9									CUSHION, Rear Seat, 60%
	#XR18 1DVAA	1						XL	[DV]
	#XR18 1L5AA	1						XL	[L5]
	#XR18 1T5AA	1						XL	[T5]
10	#5093 499AA	1						XL	PANEL, Seat Cushion Base, 40%
11									HEADREST, Rear, Right
	#XR00 1DVAA	2						XL	[DV]
	#XR00 1L5AA	2						XL	[L5]
	#XR00 1T5AA	2						XL	[T5]
12									HEADREST, Rear, Left
	#XR00 1DVAA	2						XL	[DV]
	#XR00 1L5AA	2						XL	[L5]

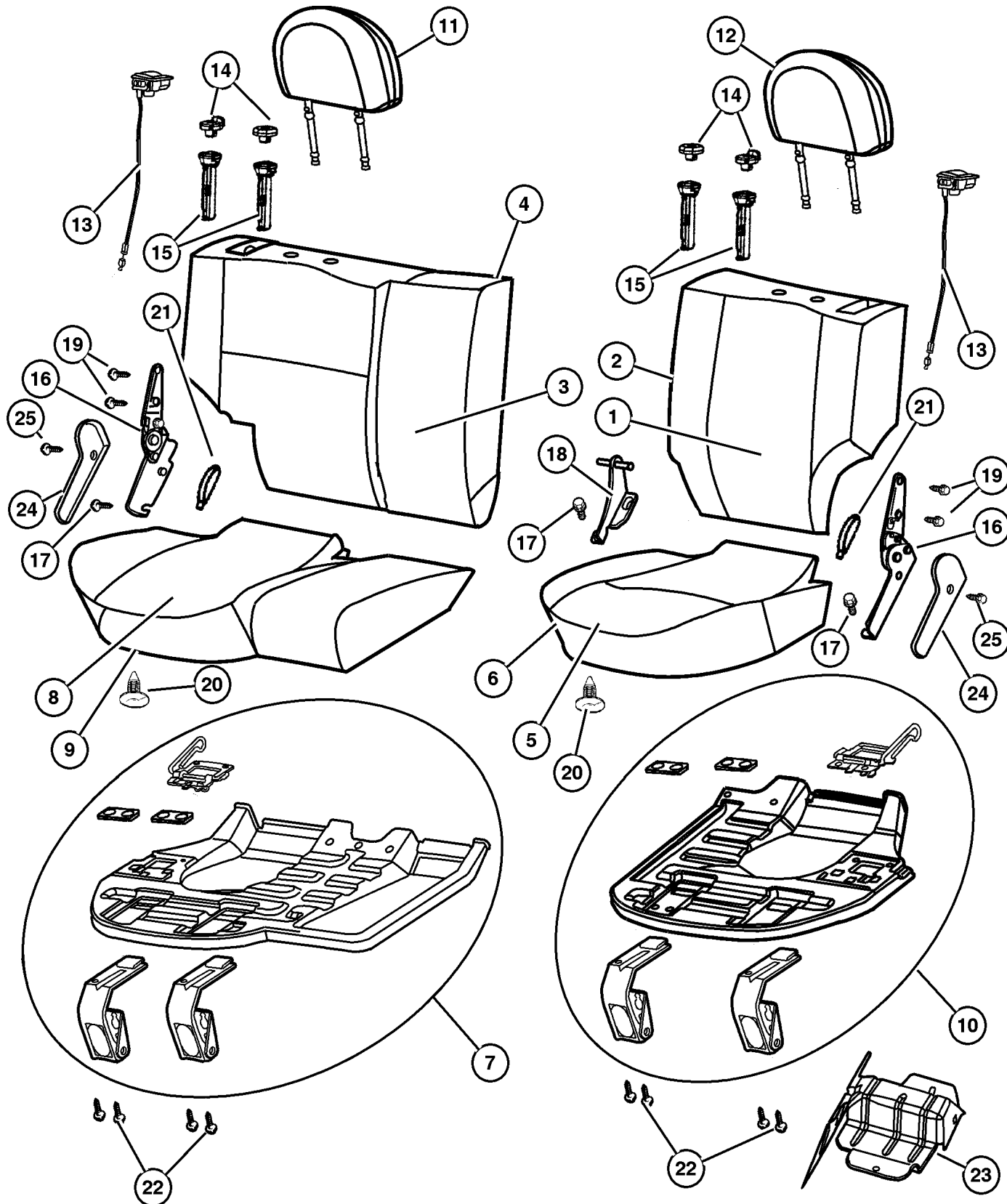
JEEP GRAND CHEROKEE (WJ)

SERIES	LINE	BODY	ENGINE	TRANSMISSION
H = Laredo	J = 4WD	74 = 4 Door	ERH = 4.0L, Power Tech I-6	DGK = 4 Speed Auto, 42RE
M = Sport	T = 2WD		EVA = 4.7L Power Tech V8	DGQ = 5 Speed Auto, 45RFE
P = Limited			EVC = 4.7L HO V8 MPI	DG0 = All Automatic Trans
S = Overland			ER0 = All 4.0L 6 Cyl Gas	
			EVO = All 4.7L Gas	

AR = Use as required - = Non illustrated part # = New this model year

October 1, 2003

Rear Seat, Trim Code [XL]  
Figure IWJ-630



ITEM	PART NUMBER	QTY	LINE	SERIES	BODY	ENGINE	TRANS	TRIM	DESCRIPTION
	#XR00 1T5AA	2						XL	[T5]
13	SX64 1DVAA	1						XL	[DV]
	SX64 1L5AA	1						XL	[L5]
	SX64 1T5AA	1						XL	[T5]
14	UK04 1L5AA	1						XL	[L5], Without Button, Right
	UK04 1DVAA	1						XL	[DV], Without Button, Right
	UK04 1T5AA	1						XL	[T5], Without Button, Right
	UK05 1T5AA	1						XL	[T5], With Button, Left
	UK05 1L5AA	1						XL	[L5], With Button, Left
	UK05 1DVAA	1						XL	[DV], With Button, Left
15	5013 152AA	2						XL	CYLINDER, Headrest
16									LATCH, Seat
	#5093 500AA	1						XL	Right
	#5093 501AA	1						XL	Left
17	6507 385AA	4							SCREW AND WASHER, Hex Head
18	5080 268AB	1						XL	BRACKET, Pivot
19	4720 768	4						XL	BOLT, Recliner to Seat Back
20	5019 522AA	1						XL	RETAINER, Cushion Cover
21									STRAP, Seat Pull
	SL00 1DVAA	1						XL	[DV]
	SL00 1T5AA	1						XL	[T5]
	SL00 1L5AA	1						XL	[L5]
22	6100 558	8							BOLT AND CONED WASHER, Hex Head, M6x25x14
23									BRACKET, Seat
	55196 740AB	1							Rear Seat Cushion Latch, Right
	55196 741AE	1							Rear Seat Cushion Latch, Left
24									COVER, Seat latch
	UN71 1T5AA	1						XL	[T5], Left
	UN71 1L5AA	1						XL	[L5], Left
	UN71 1DVAA	1						XL	[DV], Left
	UN70 1DVAA	1						XL	[DV], Right
	UN70 1T5AA	1						XL	[T5], Right
	UN70 1L5AA	1						XL	[L5], Right
25	5072 471AA	2						XL	RIVET

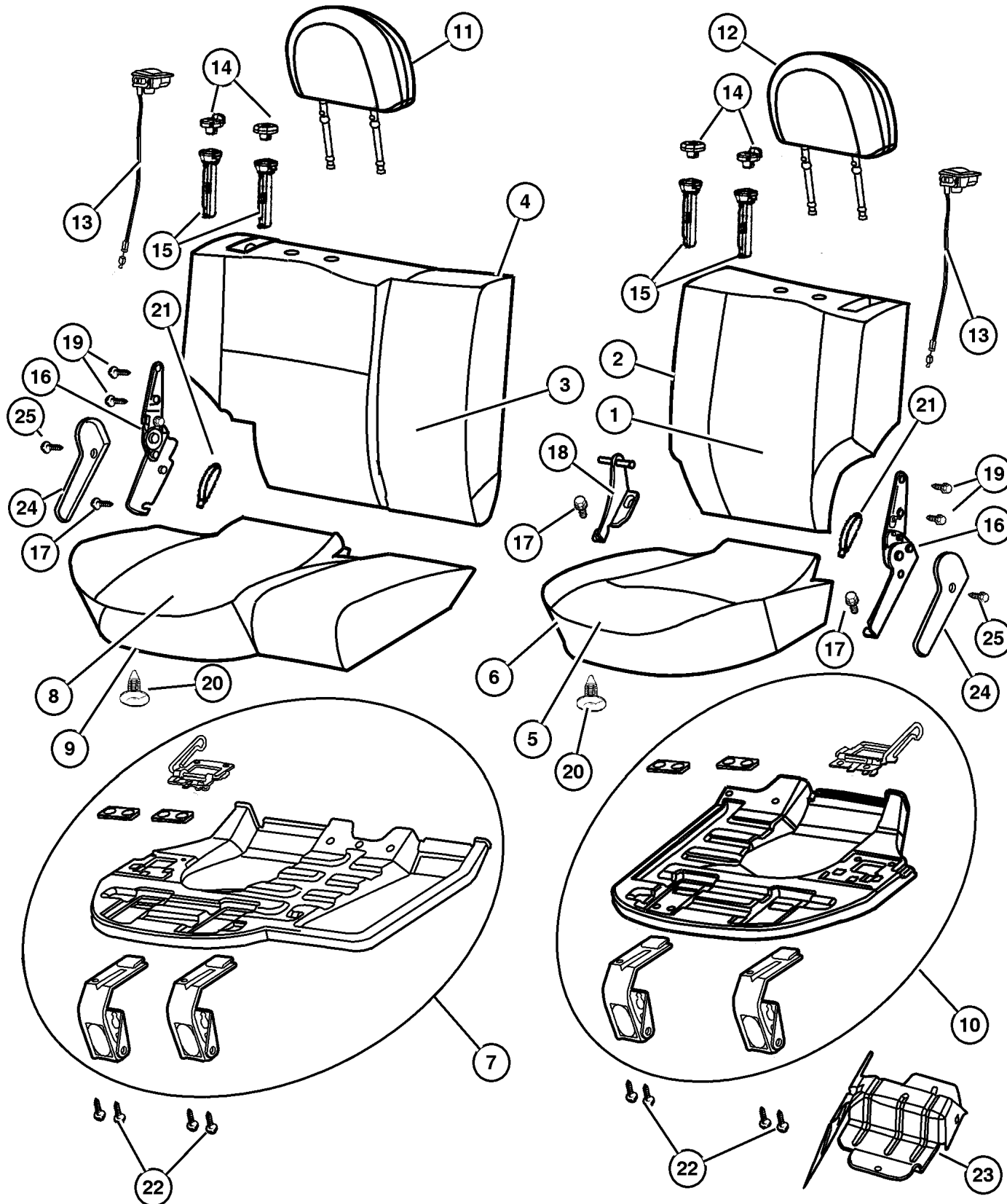
JEEP GRAND CHEROKEE (WJ)

SERIES	LINE	BODY	ENGINE	TRANSMISSION
H = Laredo	J = 4WD	74 = 4 Door	ERH = 4.0L, Power Tech I-6	DGK = 4 Speed Auto, 42RE
M = Sport	T = 2WD		EVA = 4.7L Power Tech V8	DGQ = 5 Speed Auto, 45RFE
P = Limited			EVC = 4.7L HO V8 MPI	DG0 = All Automatic Trans
S = Overland			ER0 = All 4.0L 6 Cyl Gas	
			EVO = All 4.7L Gas	

AR = Use as required - = Non illustrated part # = New this model year

October 1, 2003

Rear Seat, Trim Code [NL]  
Figure IWJ-640



ITEM	PART NUMBER	QTY	LINE	SERIES	BODY	ENGINE	TRANS	TRIM	DESCRIPTION
1	#XU05 1DBAA	1						NL	COVER, Rear Seat Back, 40%
2	#XU07 1DBAA	1						NL	SEAT BACK, Rear, 40%
3	#XU04 1DBAA	1						NL	COVER, Rear Seat Back, 60%
4	#XU06 1DBAA	1						NL	SEAT BACK, Rear, 60%
5	WK63 1DBAA	1						NL	COVER, Rear Seat Cushion, 40%
6	#XU03 1DBAA	1						NL	CUSHION, Rear Seat, 40%
7	#5093 498AA	1						NL	PANEL, Seat Cushion Base, 60%
8	WK62 1DBAA	1						NL	COVER, Rear Seat Cushion, 60%
9	#XU02 1DBAA	1						NL	CUSHION, Rear Seat, 60%
10	#5093 499AA	1						NL	PANEL, Seat Cushion Base, 40%
11	#XU08 1DBAA	1						NL	HEADREST, Rear, Right
12	#XU08 1DBAA	1						NL	HEADREST, Rear, Left
13	SX64 1DBAA	1						NL	CONTROL, SEAT RELEASE
14									COVER, Headrest Sleeve
	UK04 1DBAA	1						NL	Without Button, Right
	UK05 1DBAA	1						NL	With Button, Left
15	5013 152AA	2						NL	CYLINDER, Headrest
16									LATCH, Seat
	#5093 501AA	1						NL	Left
	#5093 500AA	1						NL	Right
17	6507 385AA	4							SCREW AND WASHER, Hex Head
18	5080 268AB	1						NL	BRACKET, Pivot
19	4720 768	1						NL	BOLT, Recliner to Seat Back
20	5019 522AA	1						NL	RETAINER, Cushion Cover
21	SL00 1DBAA	1						NL	STRAP, Seat Pull
22	6100 558	8							BOLT AND CONED WASHER, Hex Head, M6x25x14
23									BRACKET, Seat
	55196 740AB	1							Rear Seat Cushion Latch, Right
	55196 741AE	1							Rear Seat Cushion Latch, Left
24									COVER, Seat latch
	UN70 1DBAA	1						NL	Right
	UN71 1DBAA	1						NL	Left
25	5072 471AA	1						NL	RIVET

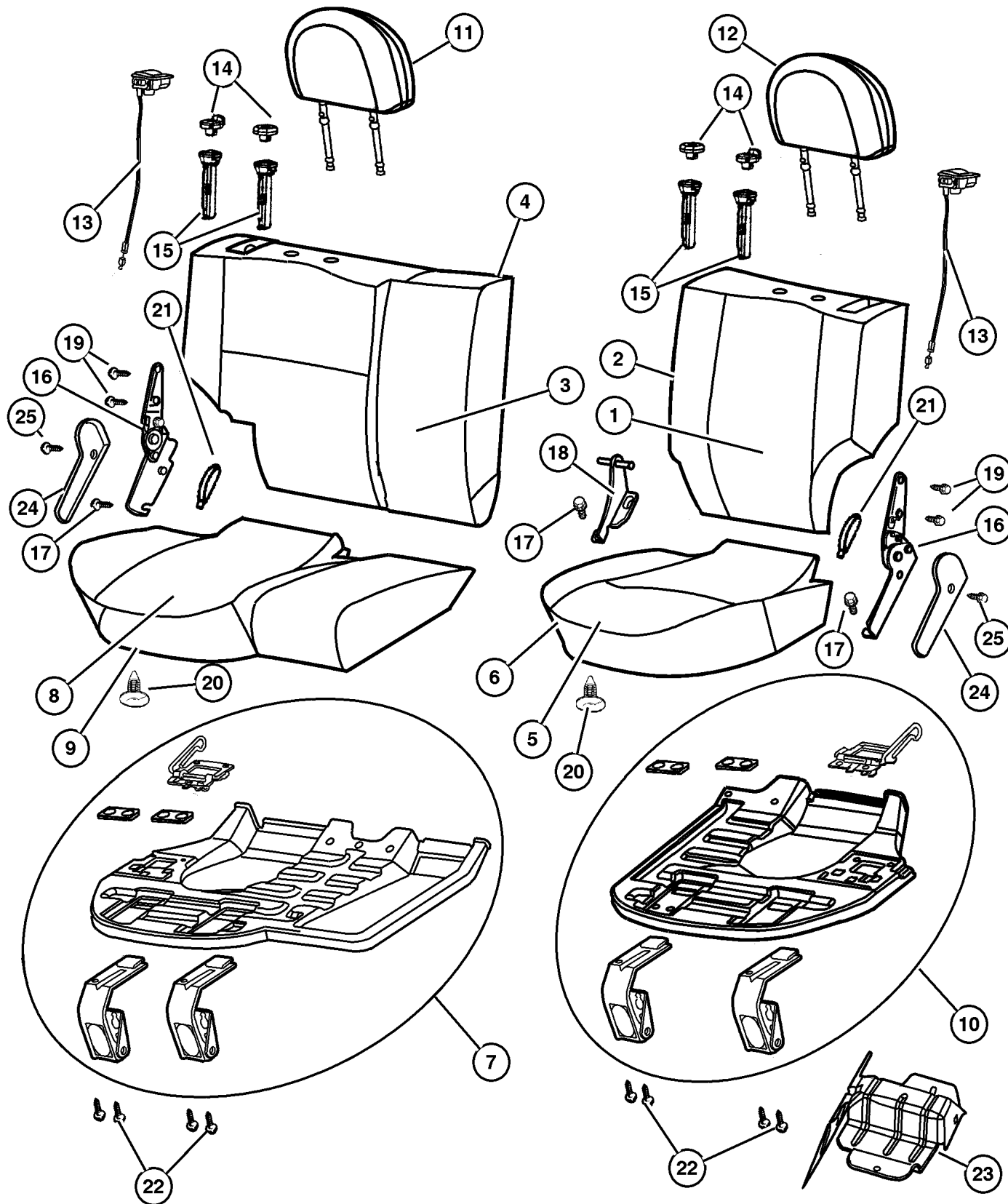
JEEP GRAND CHEROKEE (WJ)

SERIES	LINE	BODY	ENGINE	TRANSMISSION
H = Laredo	J = 4WD	74 = 4 Door	ERH = 4.0L, Power Tech I-6	DGK = 4 Speed Auto, 42RE
M = Sport	T = 2WD		EVA = 4.7L Power Tech V8	DGQ = 5 Speed Auto, 45RFE
P = Limited			EVC = 4.7L HO V8 MPI	DG0 = All Automatic Trans
S = Overland			ER0 = All 4.0L 6 Cyl Gas	
			EVO = All 4.7L Gas	

AR = Use as required - = Non illustrated part # = New this model year

October 1, 2003

Rear Seat, Trim Code [S5]  
Figure IWJ-650



ITEM	PART NUMBER	QTY	LINE	SERIES	BODY	ENGINE	TRANS	TRIM	DESCRIPTION
1									COVER, Rear Seat Back, 40%
	#XR91 1DVAA	1						S5	[DV]
	#XR91 1L5AA	1						S5	[L5]
	#XR91 1T5AA	1						S5	[T5]
2									SEAT BACK, Rear, 40%
	#XR97 1DVAA	1						S5	[DV]
	#XR97 1L5AA	1						S5	[L5]
	#XR97 1T5AA	1						S5	[T5]
3									COVER, Rear Seat Back, 60%
	#XR90 1DVAA	1						S5	[DV]
	#XR90 1L5AA	1						S5	[L5]
	#XR90 1T5AA	1						S5	[T5]
4									SEAT BACK, Rear, 60%
	#XR96 1DVAA	1						S5	[DV]
	#XR96 1L5AA	1						S5	[L5]
	#XR96 1T5AA	1						S5	[T5]
5									COVER, Rear Seat Cushion, 40%
	#YE89 1T5AA	1						S5	[T5]
	#YE89 1L5AA	1						S5	[L5]
	#YE89 1DVAA	1						S5	[DV]
6									CUSHION, Rear Seat, 40%
	#XR89 1DVAA	1						S5	[DV]
	#XR89 1L5AA	1						S5	[L5]
	#XR89 1T5AA	1						S5	[T5]
7	#5093 498AA	1						S5	PANEL, Seat Cushion Base, 60%
8									COVER, Rear Seat Cushion, 60%
	#YE88 1DVAA	1						S5	[DV]
	#YE88 1L5AA	1						S5	[L5]
	#YE88 1T5AA	1						S5	[T5]
9									CUSHION, Rear Seat, 60%
	#XR88 1DVAA	1						S5	[DV]
	#XR88 1L5AA	1						S5	[L5]
	#XR88 1T5AA	1						S5	[T5]
10	#5093 499AA	1						S5	PANEL, Seat Cushion Base, 40%
11									HEADREST, Rear, Right
	#XR83 1DVAA	2						S5	[DV]
	#XR83 1L5AA	2						S5	[L5]
	#XR83 1T5AA	2						S5	[T5]
12									HEADREST, Rear, Left
	#XR83 1DVAA	2						S5	[DV]
	#XR83 1L5AA	2						S5	[L5]

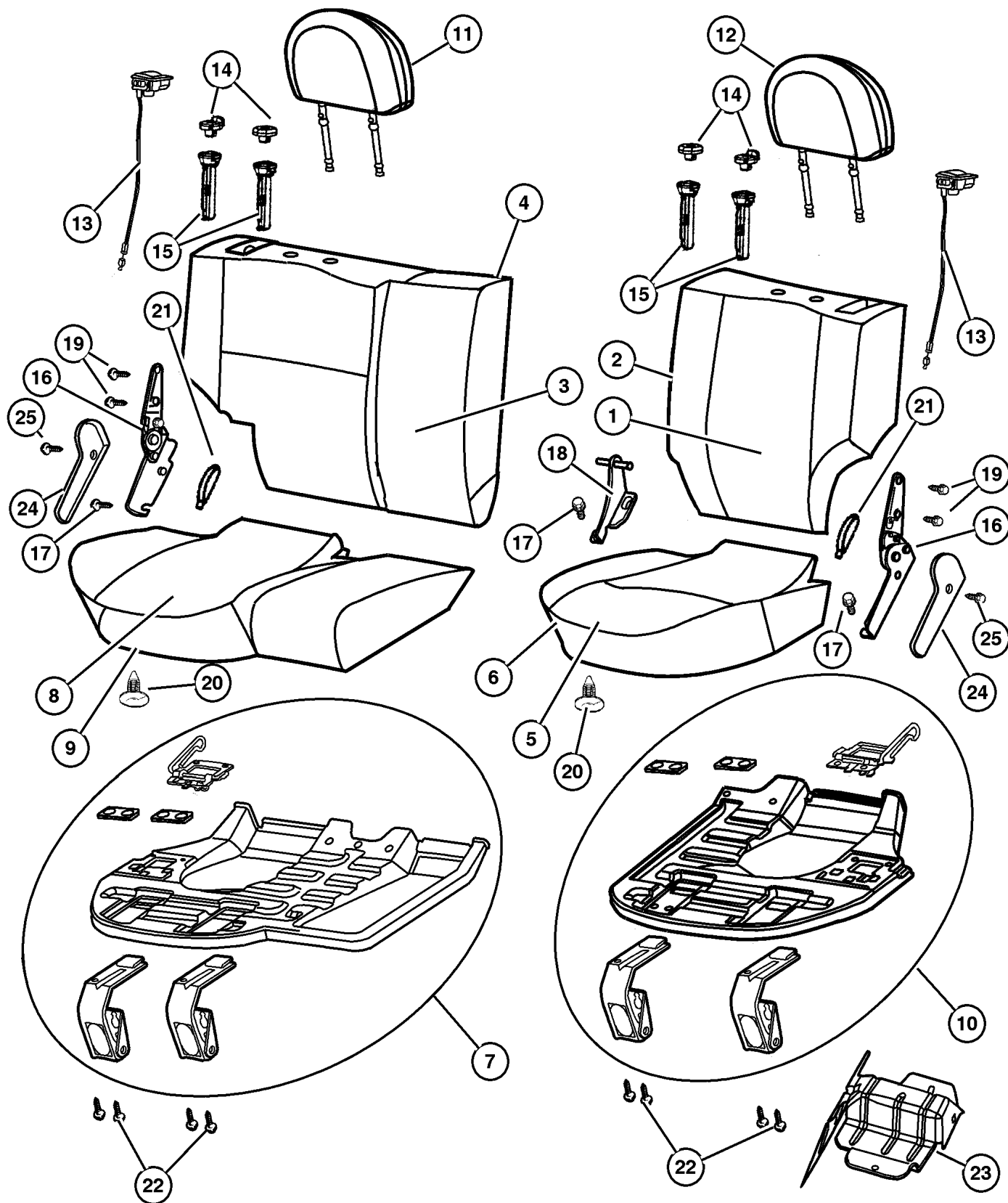
JEEP GRAND CHEROKEE (WJ)

SERIES	LINE	BODY	ENGINE	TRANSMISSION
H = Laredo	J = 4WD	74 = 4 Door	ERH = 4.0L, Power Tech I-6	DGK = 4 Speed Auto, 42RE
M = Sport	T = 2WD		EVA = 4.7L Power Tech V8	DGQ = 5 Speed Auto, 45RFE
P = Limited			EVC = 4.7L HO V8 MPI	DG0 = All Automatic Trans
S = Overland			ER0 = All 4.0L 6 Cyl Gas	
			EVO = All 4.7L Gas	

AR = Use as required - = Non illustrated part # = New this model year

October 1, 2003

Rear Seat, Trim Code [S5]  
Figure IWJ-650



ITEM	PART NUMBER	QTY	LINE	SERIES	BODY	ENGINE	TRANS	TRIM	DESCRIPTION
	#XR83 1T5AA	2						S5	[T5]
13									CONTROL, SEAT RELEASE
	SX64 1DVAA	1						S5	[DV]
	SX64 1L5AA	1						S5	[L5]
	SX64 1T5AA	1						S5	[T5]
14									COVER, Headrest Sleeve
	UK04 1DVAA	1						S5	[DV], Without Button, Right
	UK04 1L5AA	1						S5	[L5], Without Button, Right
	UK04 1T5AA	1						S5	[T5], Without Button, Right
	UK05 1DVAA	1						S5	[DV], With Button, Left
	UK05 1L5AA	1						S5	[L5], With Button, Left
	UK05 1T5AA	1						S5	[T5], With Button, Left
15	5013 152AA	2						S5	CYLINDER, Headrest
16									LATCH, Seat
	#5093 501AA	1						S5	Left
	#5093 500AA	1						S5	Right
17	6507 385AA	4							SCREW AND WASHER, Hex Head
18	5080 268AB	1						S5	BRACKET, Pivot
19	4720 768	1						S5	BOLT, Recliner to Seat Back
20	5019 522AA	1						S5	RETAINER, Cushion Cover
21									STRAP, Seat Pull
	SL00 1DVAA	1						S5	[DV]
	SL00 1L5AA	1						S5	[L5]
	SL00 1T5AA	1						S5	[T5]
22	6100 558	8							BOLT AND CONED WASHER, Hex Head, M6x25x14
23									BRACKET, Seat
	55196 740AB	1							Rear Seat Cushion Latch, Right
	55196 741AE	1							Rear Seat Cushion Latch, Left
24									COVER, Seat latch
	UN70 1DVAA	1						S5	[DV], Right
	UN70 1L5AA	1						S5	[L5], Right
	UN70 1T5AA	1						S5	[T5], Right
	UN71 1DVAA	1						S5	[DV], Left
	UN71 1L5AA	1						S5	[L5], Left
	UN71 1T5AA	1						S5	[T5], Left
25	5072 471AA	1						S5	RIVET

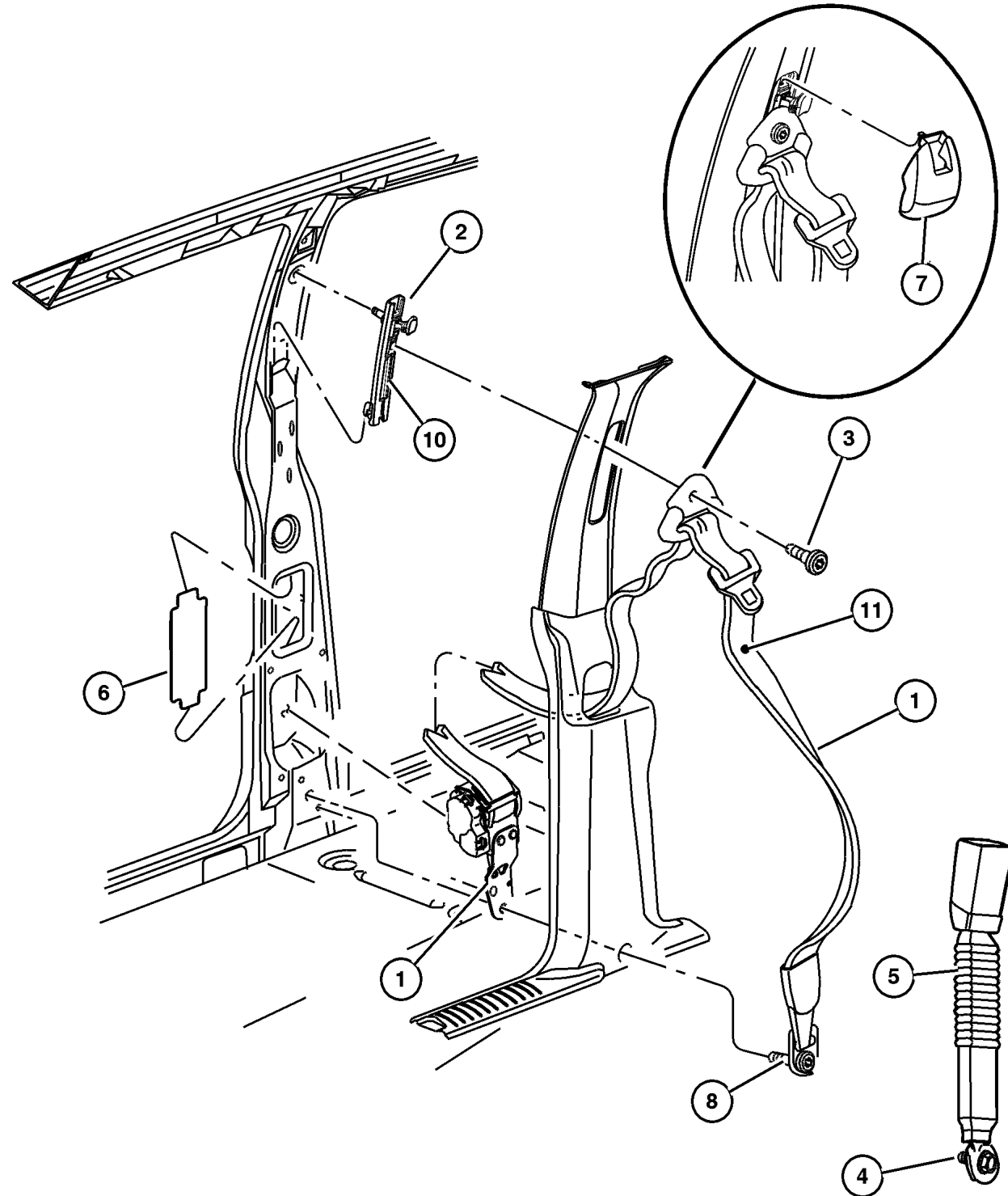
JEEP GRAND CHEROKEE (WJ)  
 SERIES LINE BODY ENGINE TRANSMISSION  
 H = Laredo J = 4WD 74 = 4 Door ERH = 4.0L, Power Tech I-6 DGK = 4 Speed Auto, 42RE  
 M = Sport T = 2WD EVA = 4.7L Power Tech V8 DGQ = 5 Speed Auto, 45RFE  
 P = Limited EVC = 4.7L HO V8 MPI DG0 = All Automatic Trans  
 S = Overland ER0 = All 4.0L 6 Cyl Gas  
 EVO = All 4.7L Gas

AR = Use as required - = Non illustrated part # = New this model year

October 1, 2003



**Front Seat  
Figure IWJ-710**



ITEM	PART NUMBER	QTY	LINE	SERIES	BODY	ENGINE	TRANS	TRIM	DESCRIPTION
1									SEAT BELT, Front Outer
	5GX99 1L5AC	1							[L5], Left
	5GX99 XDVAC	1							[DB, DV], Left
	5GX99 XT5AC	1							[T5], Left
	5GY02 1L5AC	1							[L5], Right
	5GY02 XDVAC	1							[DB, DV], Right
	5GY02 XT5AC	1							[T5], Right
2									ADJUSTER, Seat Belt Turning Loop
	5HP56 TL2AC	2							[DV, L5]
	5HP56 XDBAC	2							[DB]
	5HP56 XT5AC	2							[T5]
3	6035 888	2							SCREW, Shoulder
4	6505 882AA	2							SCREW
5									SEAT BELT, Front Inner
	#5GU08 1DVAE	1							[DB, DV], Right
	#5GU08 1L5AE	1							[L5], Right
	#5GU08 1T5AE	1							[T5], Right
	5GY00 1DVAC	1							[DB, DV], Left
	5GY00 1L5AC	1							[L5], Left
	5GY00 1T5AB	2							[T5]
6	55116 545AB	2							SHIELD, Seat Belt Retractor
7									COVER, Adjustable Turning Loop
	5GZ63 TL2AB	2							[L5, DV]
	5GZ63 XDBAB	2							[DB]
	5GZ63 XT5AB	2							[T5]
8	6504 867AA	1							SCREW
-9	5018 505AA	1							EXTENDER, Seat Belt
10									ADJUSTER, Seat Belt Turning Loop, Slider
	5HD92 TL2AD	1							[L5, DV]
	5HD92 XDBAD	1							[DB]
	5HD92 XT5AD	1							[T5]
11									BUTTON, BELT WEBBING
	5093 280AA	1							[DB, DV]
	5093 282AA	1							[L5]
	5093 283AA	1							[T5]

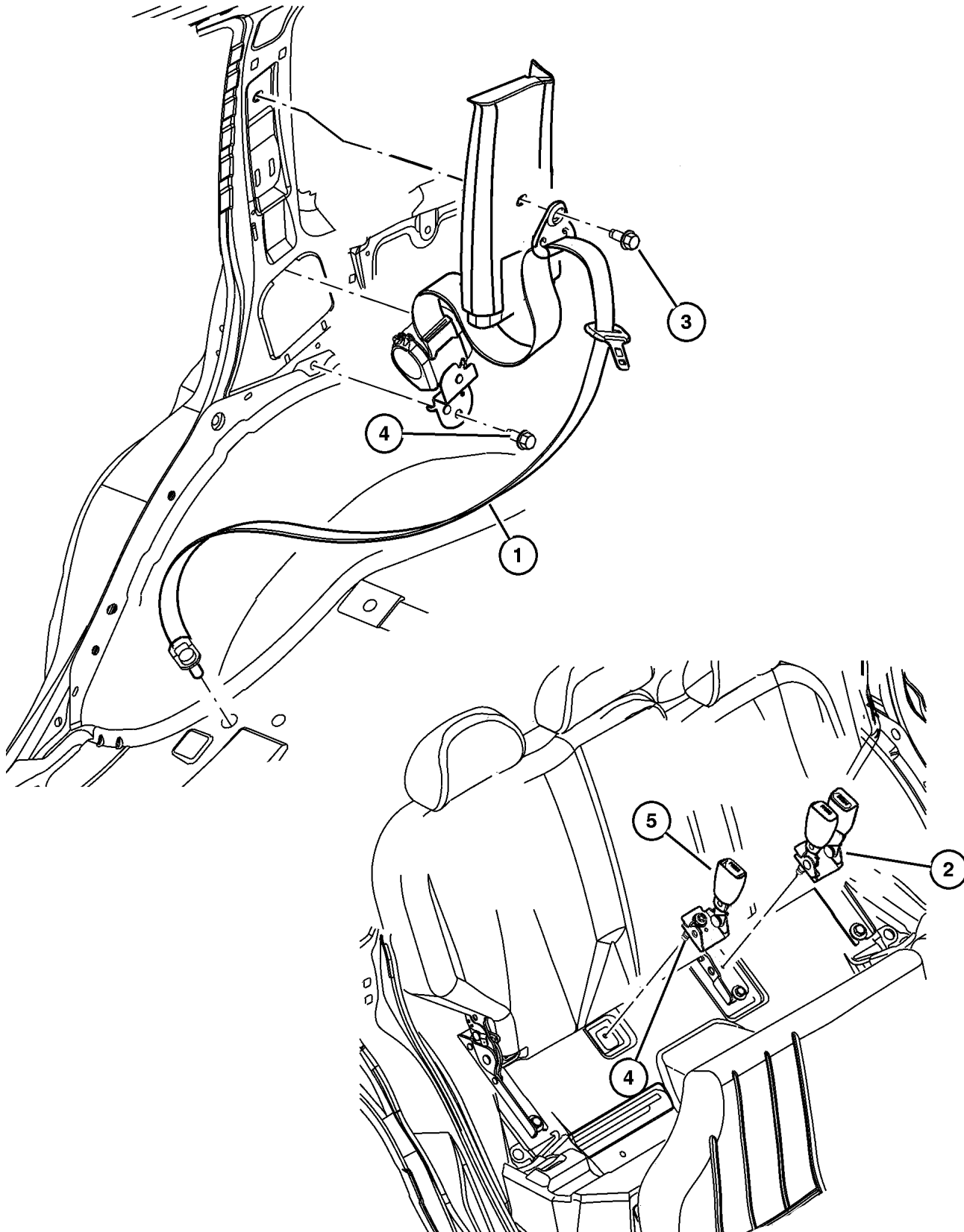
**JEEP GRAND CHEROKEE (WJ)**

<b>SERIES</b>	<b>LINE</b>	<b>BODY</b>	<b>ENGINE</b>	<b>TRANSMISSION</b>
H = Laredo	J = 4WD	74 = 4 Door	ERH = 4.0L, Power Tech I-6	DGK = 4 Speed Auto, 42RE
M = Sport	T = 2WD		EVA = 4.7L Power Tech V8	DGQ = 5 Speed Auto, 45RFE
P = Limited			EVC = 4.7L HO V8 MPI	DG0 = All Automatic Trans
S = Overland			ER0 = All 4.0L 6 Cyl Gas	
			EVO = All 4.7l Gas	

AR = Use as required - = Non illustrated part # = New this model year

October 1, 2003

Rear Seat Belt  
Figure IWJ-720



ITEM	PART NUMBER	QTY	LINE	SERIES	BODY	ENGINE	TRANS	TRIM	DESCRIPTION
1									SEAT BELT, Rear Outer
	5GY04 1L5AC	1							[L5], Right
	5GY04 XDVAC	1							[DV, L5], Right
	5GY04 XT5AC	1							[T5], Right
	5GY05 1L5AC	1							[L5], Left
	5GY05 XDVAC	1							[DV, L5], Left
	5GY05 XT5AC	1							[T5], Left
2									SEAT BELT, Rear Inner, Left
	#5GY09 1DVAD	1							[DB, DV]
	#5GY09 1L5AD	1							[L5]
	#5GY09 1T5AD	1							[T5]
3	6036 294AA	2							BOLT, Shoulder
4	6505 286AA	2							SCREW
5									SEAT BELT, Rear Inner, Right
	#5GY08 1DVAD	1							[DB, DV]
	#5GY08 1L5AD	1							[L5]
	#5GY08 1T5AD	1							[T5]

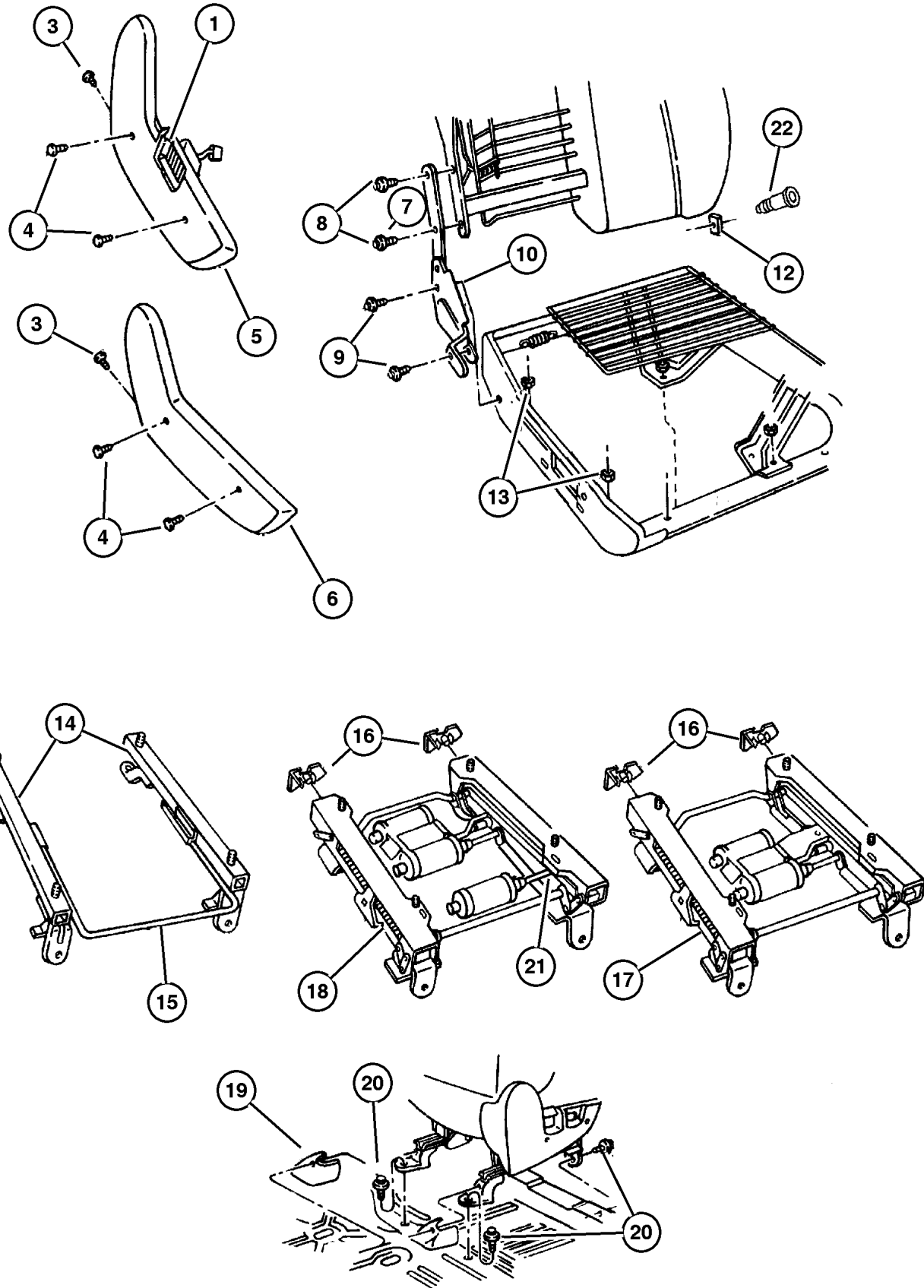
JEEP GRAND CHEROKEE (WJ)

SERIES	LINE	BODY	ENGINE	TRANSMISSION
H = Laredo	J = 4WD	74 = 4 Door	ERH = 4.0L, Power Tech I-6	DGK = 4 Speed Auto, 42RE
M = Sport	T = 2WD		EVA = 4.7L Power Tech V8	DGQ = 5 Speed Auto, 45RFE
P = Limited			EVC = 4.7L HO V8 MPI	DG0 = All Automatic Trans
S = Overland			ER0 = All 4.0L 6 Cyl Gas	
			EVO = All 4.7l Gas	

AR = Use as required - = Non illustrated part # = New this model year

October 1, 2003

## Recliner and Adjusters Figure IWJ-810



ITEM	PART NUMBER	QTY	LINE	SERIES	BODY	ENGINE	TRANS	TRIM	DESCRIPTION
1									SWITCH, Seat
	4373 666	2						E7	6 Way Power, Without Power Recliner
		2						JL	6 Way Power, Without Power Recliner
	4601 757AB	1						NL	10 Way Power, With Power Recliner, Left
	4601 756AB	1						NL	10 Way Power, With Power Recliner, Right
	4373 666	2						S5	6 Way Power, Without Power Recliner
	4601 757AB	1						XL	10 Way Power, With Power Recliner, Left
	4601 756AB	1						XL	10 Way Power, With Power Recliner, Right
-2									KNOB, Power Seat Switch
	4607 042AB	1						NL	Right
	4607 043AB	1						NL	Left
	4607 042AB	1						XL	Right
	4607 043AB	1						XL	Left
3									SCREW, Trim
	4720 769	1						E7	
		1						JL	
		1						NL	
		1						XL	
4									SCREW, Trim
	4720 770	4						E7	
		4						JL	
		4						NL	
		4						S5	
		4						XL	
5									SHIELD, Seat Adjuster
	SL07 1T5AA	1						E7	[T5], 6 Way Power, Left
	SL06 1T5AA	1						JL	[T5], 6 Way Power, Right
	SL06 1L5AA	1						JL	[L5], 6 Way Power, Right
	SL06 1DVAA	1						JL	[DV], 6 Way Power, Right
	SL04 1DVAA	1						NL	[DB], 10 Way Power, Right
	SL05 1DVAA	1						NL	[DB], 10 Way Power, Left
	SL07 1T5AA	1						S5	[T5], 6 Way Power, Left
	SL07 1L5AA	1						S5	[L5], 6 Way Power, Left
	SL07 1DVAA	1						S5	[DV], 6 Way Power, Left

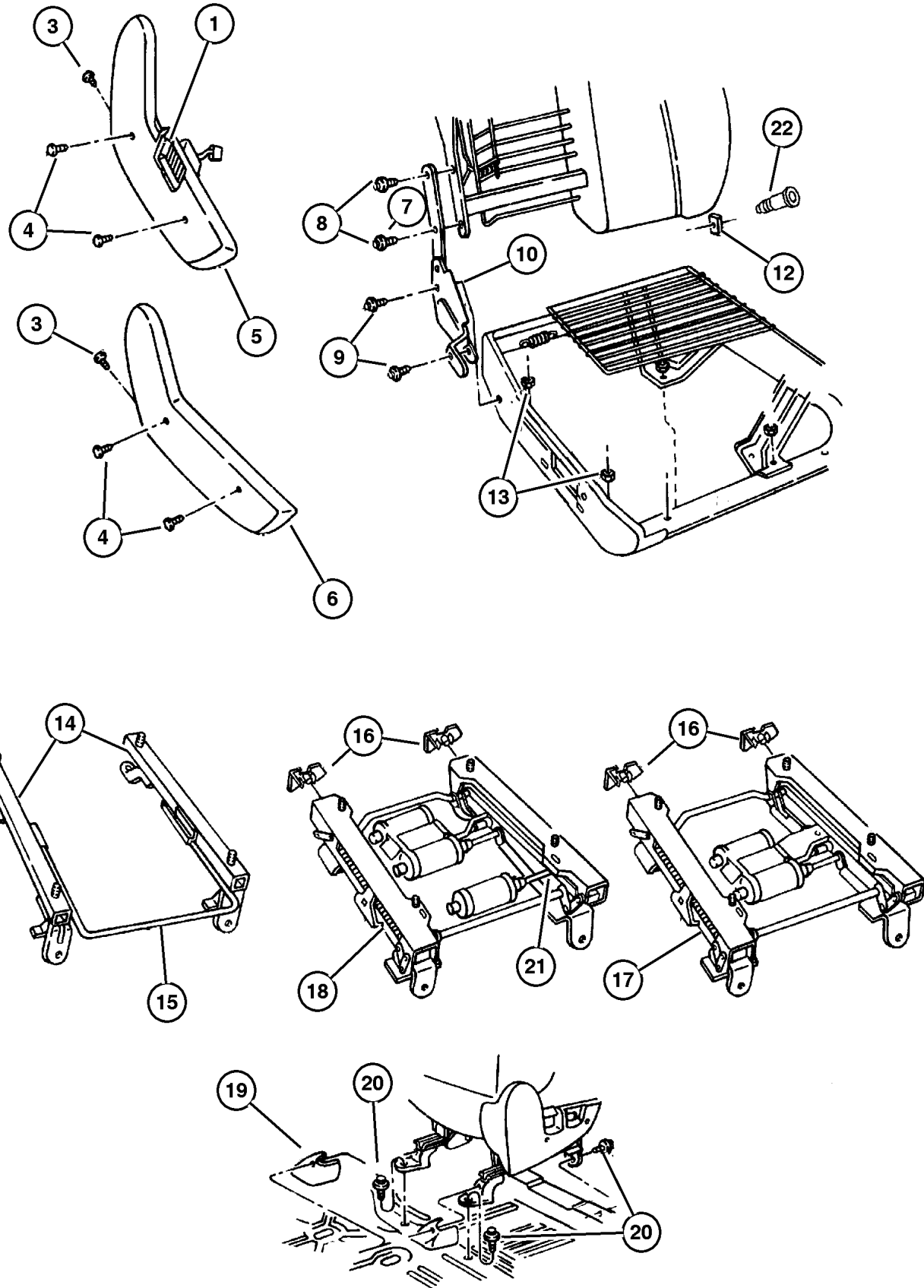
### JEEP GRAND CHEROKEE (WJ)

SERIES	LINE	BODY	ENGINE	TRANSMISSION
H = Laredo	J = 4WD	74 = 4 Door	ERH = 4.0L, Power Tech I-6	DGK = 4 Speed Auto, 42RE
M = Sport	T = 2WD		EVA = 4.7L Power Tech V8	DGQ = 5 Speed Auto, 45RFE
P = Limited			EVC = 4.7L HO V8 MPI	DG0 = All Automatic Trans
S = Overland			ER0 = All 4.0L 6 Cyl Gas	
			EVO = All 4.7L Gas	

AR = Use as required - = Non illustrated part # = New this model year

October 1, 2003

## Recliner and Adjusters Figure IWJ-810



ITEM	PART NUMBER	QTY	LINE	SERIES	BODY	ENGINE	TRANS	TRIM	DESCRIPTION
	SL06 1T5AA	1						S5	[T5], 6 Way Power, Right
	SL06 1DVAA	1						S5	[DV], 6 Way Power, Right
	SL07 1L5AA	1						E7	[L5], 6 Way Power, Left
	SL06 1L5AA	1						S5	[L5], 6 Way Power, Right
	SL04 1DVAA	1						XL	[DV], 10 Way Power, Right
	SL04 1T5AA	1						XL	[T5], 10 Way Power, Right
	SL04 1L5AA	1						XL	[L5], 10 Way Power, Right
	SL05 1T5AA	1						XL	[T5], 10 Way Power, Left
	SL05 1L5AA	1						XL	[L5], 10 Way Power, Left
	SL05 1DVAA	1						XL	[DV], 10 Way Power, Left
	SL06 1DVAA	1						XL	[DV], 6 Way Power, Right
	SL06 1T5AA	1						XL	[T5], 6 Way Power, Right
	SL06 1L5AA	1						XL	[L5], 6 Way Power, Right
	SL07 1DVAA	1						E7	[DV], 6 Way Power, Left
	SL06 1T5AA	1						E7	[T5], 6 Way Power, Right
	SL06 1L5AA	1						E7	[L5], 6 Way Power, Right
	SL06 1DVAA	1						E7	[DV], 6 Way Power, Right
	SL07 1T5AA	1						JL	[T5], 6 Way Power, Left
	SL07 1L5AA	1						JL	[L5], 6 Way Power, Left
	SL07 1DVAA	1						JL	[DV], 6 Way Power, Left
6									SHIELD, Seat Adjuster
	SL02 1DVAA	1						S5	[DV], Right,Manual
	SL02 1L5AA	1						S5	[L5], Right,Manual
	SL02 1T5AA	1						S5	[T5], Right,Manual
7	4720 768	4						S5	BOLT, Seat, Manual Upper
8									BOLT, Power Recliner
	4882 903	8						XL	
		8						JL	
		8						E7	
		8						S5	
		8						NL	
9	4796 793	1						E7	BOLT, Recliner To Cushion, Front Seat
10									RECLINER, Seat Back
	4796 714	1						XL	Right,Manual
	5080 513AA	1						NL	Power With Memory, Left
		1						XL	Power With Memory, Left
	4796 714	1						E7	Right,Manual
		1						JL	Right,Manual
		1						S5	Right,Manual
	4796 715	1						E7	Left,Manual

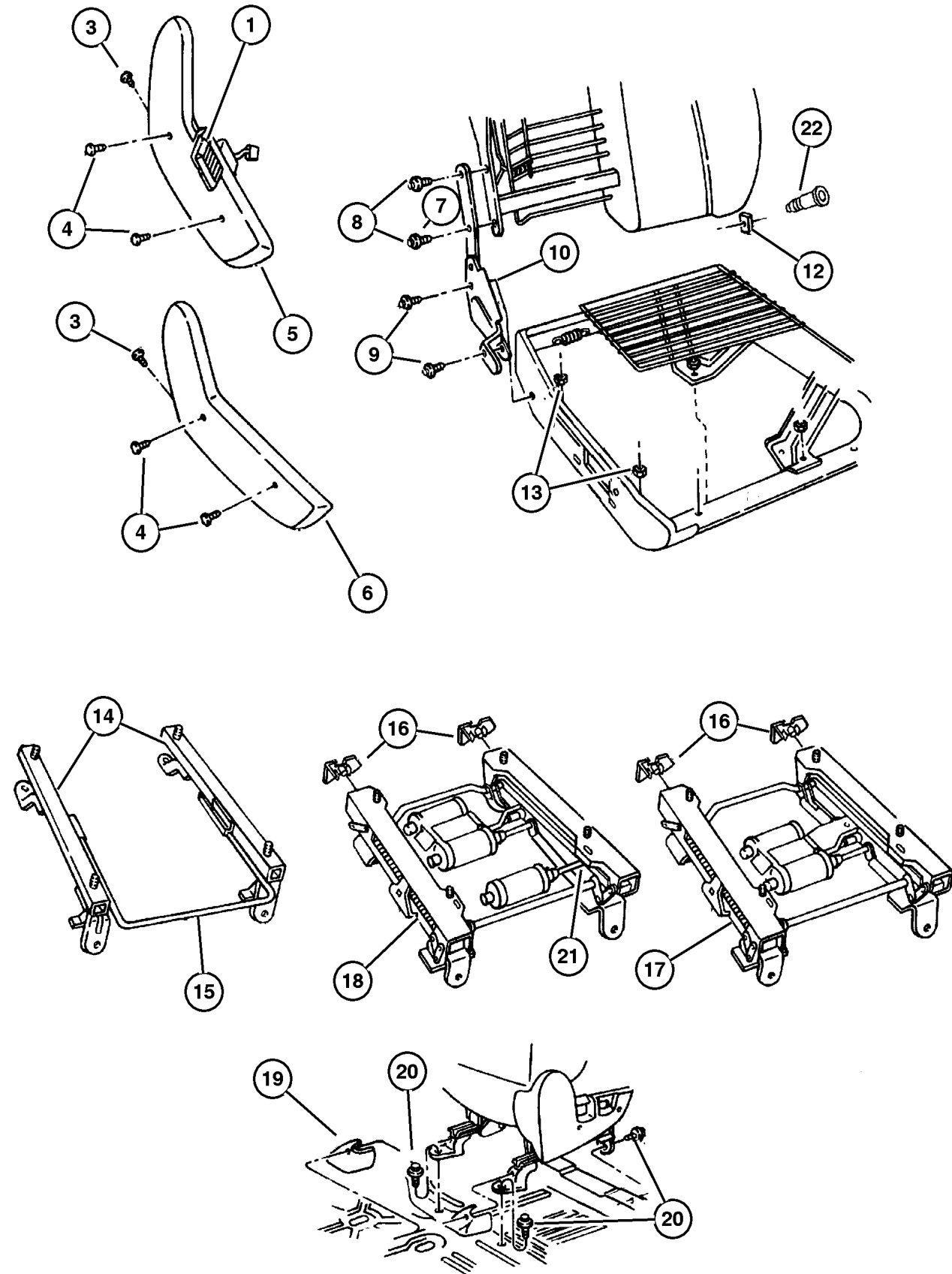
**JEEP GRAND CHEROKEE (WJ)**

SERIES	LINE	BODY	ENGINE	TRANSMISSION
H = Laredo	J = 4WD	74 = 4 Door	ERH = 4.0L, Power Tech I-6	DGK = 4 Speed Auto, 42RE
M = Sport	T = 2WD		EVA = 4.7L Power Tech V8	DGQ = 5 Speed Auto, 45RFE
P = Limited			EVC = 4.7L HO V8 MPI	DG0 = All Automatic Trans
S = Overland			ER0 = All 4.0L 6 Cyl Gas	
			EVO = All 4.7L Gas	

AR = Use as required - = Non illustrated part # = New this model year

October 1, 2003

## Recliner and Adjusters Figure IWJ-810



ITEM	PART NUMBER	QTY	LINE	SERIES	BODY	ENGINE	TRANS	TRIM	DESCRIPTION
		1						S5	Left,Manual
		1						JL	Left,Manual
	5080 510AA	1						NL	Power Without Memory, Right
		1						XL	Power Without Memory, Right
-11									KNOB, Power Seat Switch, Power Recliner
	4607 044AB	1						NL	Left
	4607 045AB	1						NL	Right
	4607 044AB	1						XL	Right
	4607 045AB	1						XL	Left
12									U-NUT, Seat Back
	4713 982	1						E7	
		1						JL	
		1						NL	
		1						S5	
		1						XL	
13									NUT, Seat Adjuster To Cushion
	#5101 925AA	8						JL	
		8						XL	
		8						S5	
		8						E7	
		8						NL	
14									ADJUSTER, Manual Seat
	5015 566AA	1						E7	Passenger Inboard
	5015 564AA	1						E7	Passenger Outboard
		1						S5	Passenger Outboard
	5015 566AA	1						S5	Passenger Inboard
15	4713 930	1						S5	HANDLE, Seat Release
16									SHIELD, Seat Adjuster
	4723 888	2						E7	Driver Inboard, Passenger Outboard
	4723 889	2						XL	Driver Outboard, Passenger Inboard
		2						E7	Driver Outboard, Passenger Inboard
	4723 888	2						JL	Driver Inboard, Passenger Outboard
	4723 889	2						JL	Driver Outboard, Passenger Inboard
	4723 888	2						NL	Driver Inboard, Passenger Outboard

### JEEP GRAND CHEROKEE (WJ)

SERIES  
H = Laredo  
M = Sport  
P = Limited  
S = Overland

LINE  
J = 4WD  
T = 2WD

BODY  
74 = 4 Door

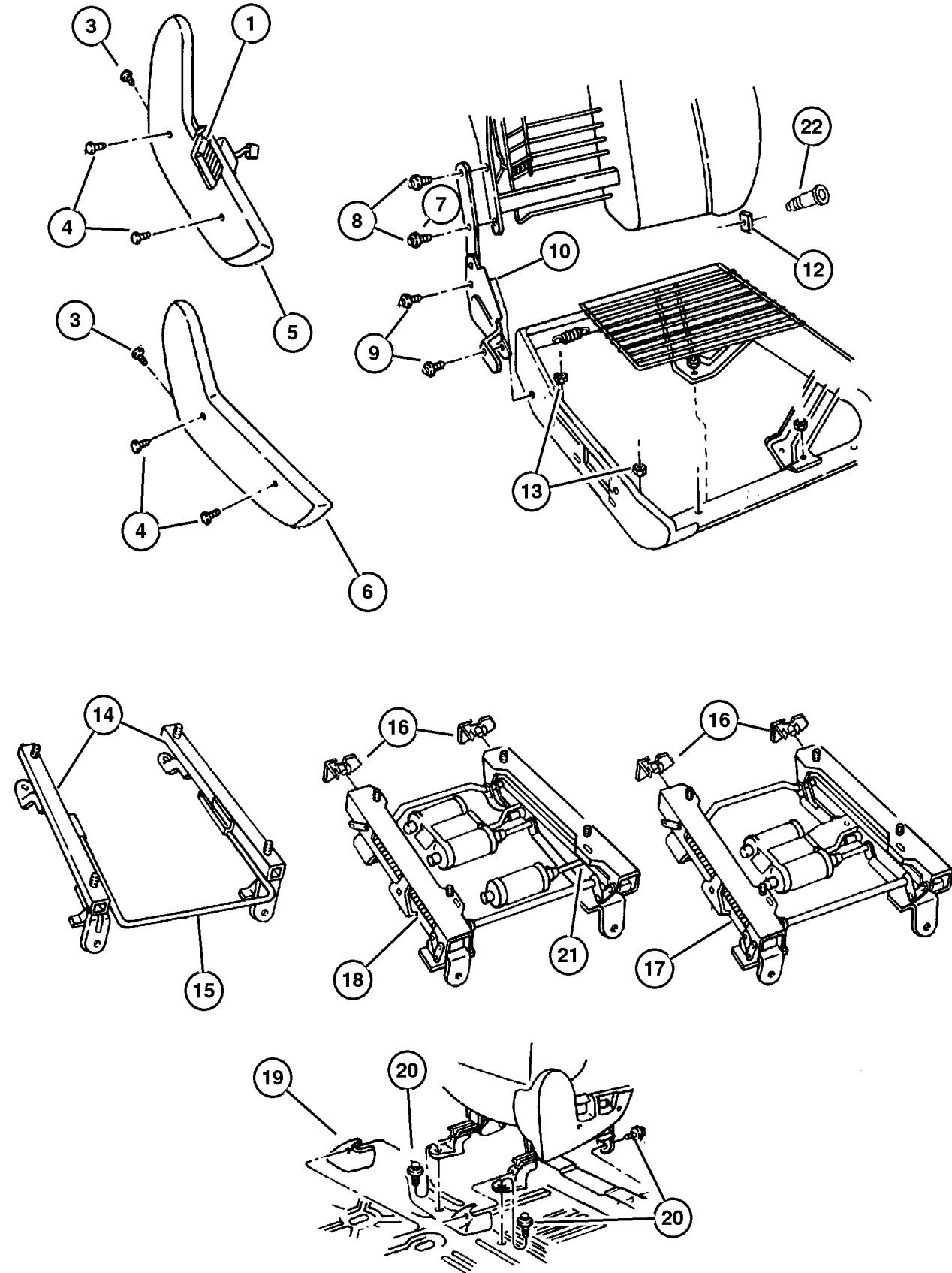
ENGINE  
ERH = 4.0L, Power Tech I-6  
EVA = 4.7L Power Tech V8  
EVC = 4.7L HO V8 MPI  
ER0 = All 4.0L 6 Cyl Gas  
EVO = All 4.7L Gas

TRANSMISSION  
DGK = 4 Speed Auto, 42RE  
DGQ = 5 Speed Auto, 45RFE  
DG0 = All Automatic Trans

AR = Use as required - = Non illustrated part # = New this model year

October 1, 2003

## Recliner and Adjusters Figure IWJ-810



ITEM	PART NUMBER	QTY	LINE	SERIES	BODY	ENGINE	TRANS	TRIM	DESCRIPTION
	4723 889	2						NL	Driver Outboard, Passenger Inboard
	4723 888	2						S5	Driver Inboard, Passenger Outboard
	4723 889	2						S5	Driver Outboard, Passenger Inboard
	4723 888	2						XL	Driver Inboard, Passenger Outboard
17									ADJUSTER, Power Seat, Without Memory
	5015 570AA	1						E7	Right
	5015 571AA	1						E7	Left
	5015 570AA	1						JL	Right
	5015 571AA	1						JL	Left
	5015 570AA	1						NL	Right
		1						S5	Right
	5015 571AA	1						S5	Left
	5015 570AA	1						XL	Right
18									ADJUSTER, Power Seat, With Memory
	5015 569AA	1						XL	
		1						NL	
19									COVER, Power Seat Track [L5]
	5FZ19 WL8AA	4							[DB, DV]
	5FZ19 XDVAA	4							[T5]
	5FZ19 XTMAA	4							
20	6505 040AA	8							SCREW, Hex Head, M10x1.5x40
21									BRACKET, Module, With Memory
	5013 125AA	1						JL	
		1						NL	
		1						XL	
22									BOLT, Shoulder, I.B.-Back To Cushion-Pivot
	5016 212AA	2						E7	
		2						JL	
		2						NL	
		2						S5	
		2						XL	

**JEEP GRAND CHEROKEE (WJ)**

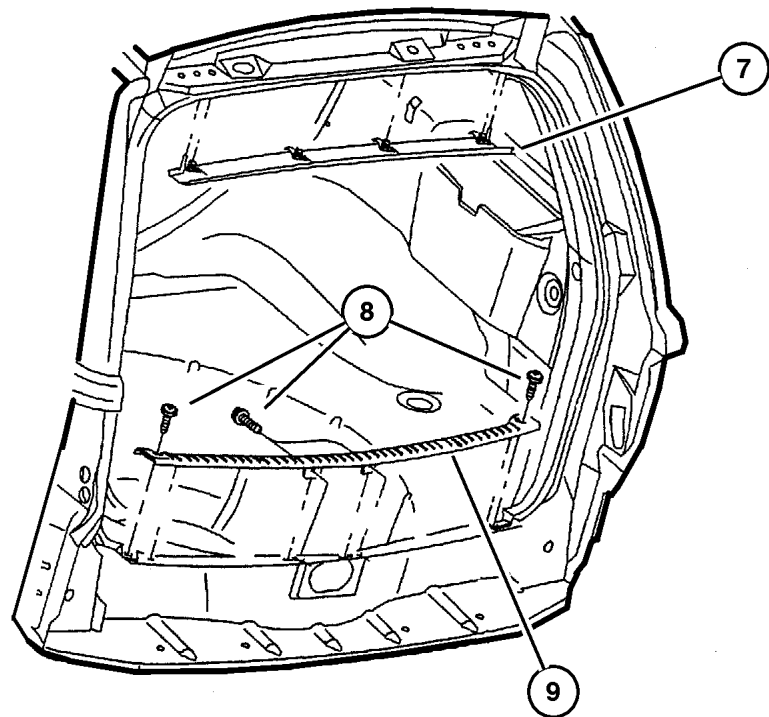
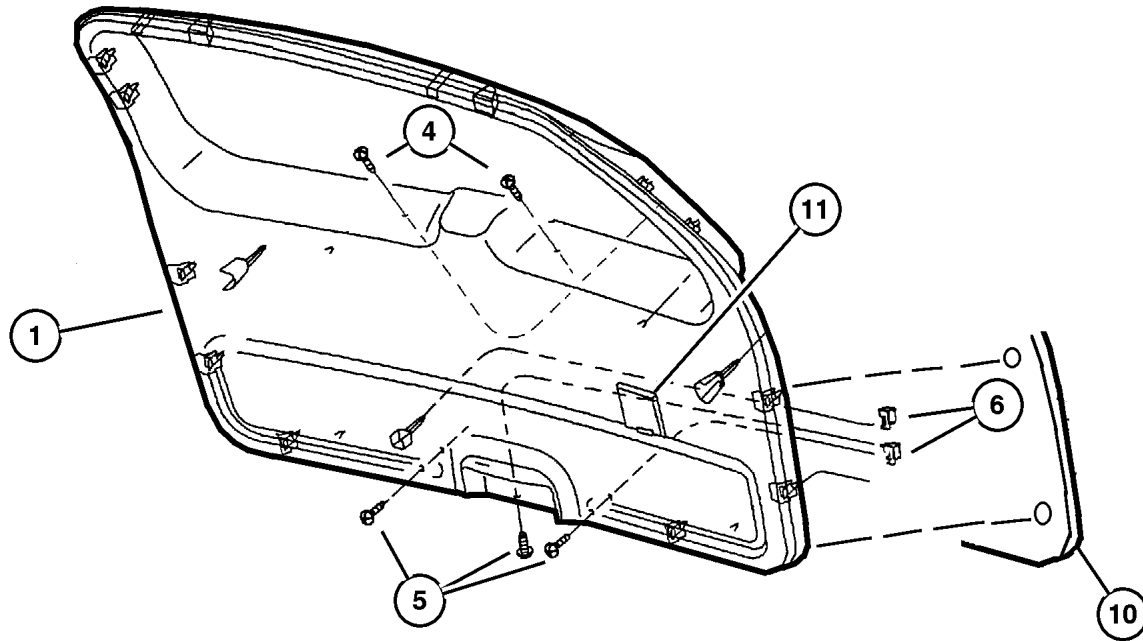
<b>SERIES</b>	<b>LINE</b>	<b>BODY</b>	<b>ENGINE</b>	<b>TRANSMISSION</b>
H = Laredo	J = 4WD	74 = 4 Door	ERH = 4.0L, Power Tech I-6	DGK = 4 Speed Auto, 42RE
M = Sport	T = 2WD		EVA = 4.7L Power Tech V8	DGQ = 5 Speed Auto, 45RFE
P = Limited			EVC = 4.7L HO V8 MPI	DG0 = All Automatic Trans
S = Overland			ER0 = All 4.0L 6 Cyl Gas	
			EVO = All 4.7L Gas	

AR = Use as required - = Non illustrated part # = New this model year

October 1, 2003

Liftgate Panel and Scuff Plate  
Figure IWJ-1010

ITEM	PART NUMBER	QTY	LINE	SERIES	BODY	ENGINE	TRANS	TRIM	DESCRIPTION
1									PANEL, Liftgate
	5FS80 WL5AI	1							[L5]
	5FS80 XDVAI	1							[DB, DV]
	5FS80 XT5AI	1							[T5]
-2	6502 991	6							FASTENER, M7.1 Hole Push In, For M7.1 Hole
-3	6503 709	4							PIN, Door Panel
4									SCREW AND WASHER, [.164-15x2.20]~, (NOT SERVICED) (Not Serviced)
5	6032 723	3							SCREW, Self Tapping, M4.2x1.69x19.05
6									NUT, M4.2X1.70 ~~, (NOT SERVICED) (Not Serviced)
7									PANEL, Liftgate
	5FA67 WL5AC	1							[L5]
	5FA67 XT5AC	1							[T5]
	5FA67 XDVAC	1							[DB, DV]
8									SCREW, [.164-18X.625]~, (NOT SERVICED) (Not Serviced)
9									PLATE, Liftgate Scuff
	5FS82 WL5AC	1							[L5]
	5FS82 XT5AC	1							[T5]
	5FS82 XDVAC	1							[DB, DV]
10	55136 185AC	1							INSULATION, liftgate
11									COVER, Liftgate
	TH63 WL5AA	1							[L5]
	TH63 XDVA	1							[DB, DV]
	TH63 XT5AA	1							[T5]



JEEP GRAND CHEROKEE (WJ)

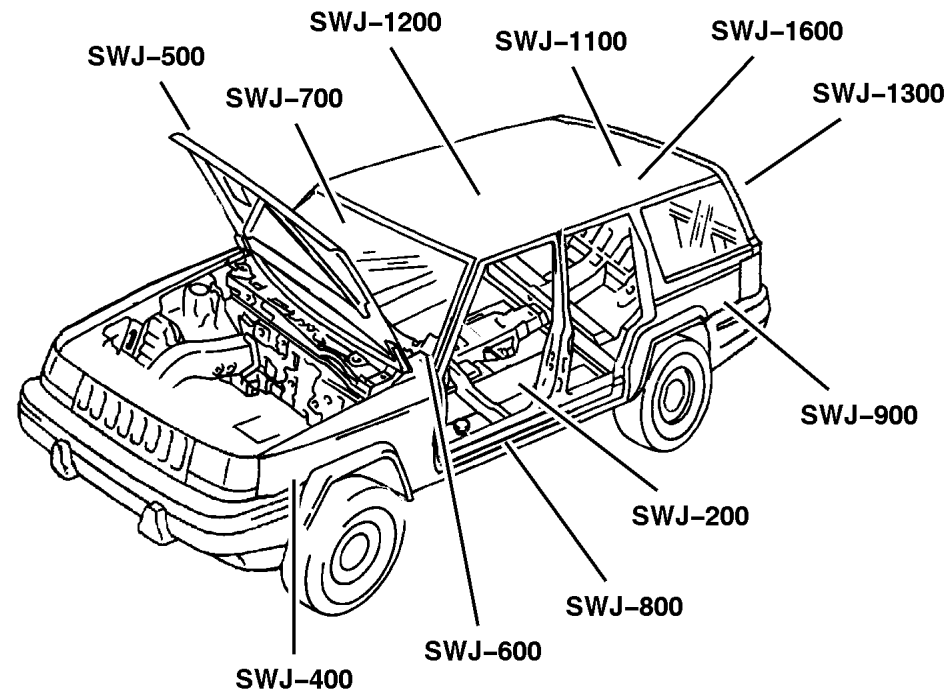
SERIES	LINE	BODY	ENGINE	TRANSMISSION
H = Laredo	J = 4WD	74 = 4 Door	ERH = 4.0L, Power Tech I-6	DGK = 4 Speed Auto, 42RE
M = Sport	T = 2WD		EVA = 4.7L Power Tech V8	DGQ = 5 Speed Auto, 45RFE
P = Limited			EVC = 4.7L HO V8 MPI	DG0 = All Automatic Trans
S = Overland			ER0 = All 4.0L 6 Cyl Gas	
			EVO = All 4.7l Gas	

AR = Use as required - = Non illustrated part # = New this model year

October 1, 2003

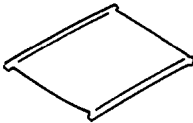

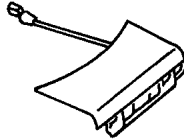

# Group – SWJ







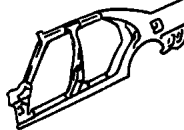
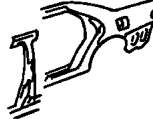
## Body Sheet Metal Except Doors



# Group – SWJ

## Body Sheet Metal Except Doors

<p><b>SWJ-1100</b> Roof Panels</p> 	<p><b>SWJ-1200</b> Sunroof</p> 	<p><b>SWJ-1300</b> Liftgate Panel</p> 	<p><b>SWJ-1600</b> Luggage Rack</p> 
--	--	---	---

<p><b>SWJ-200</b> Floor Pans</p> 	<p><b>SWJ-300</b> Plugs</p> 	<p><b>SWJ-400</b> Front Fenders</p> 	<p><b>SWJ-500</b> Hood and Hood Release</p> 
<p><b>SWJ-600</b> Cowl and Dash Panel</p> 	<p><b>SWJ-700</b> Glass and Rear View Mirror</p> 	<p><b>SWJ-800</b> Aperture Panel</p> 	<p><b>SWJ-900</b> Quarter Panel and Pillars</p> 

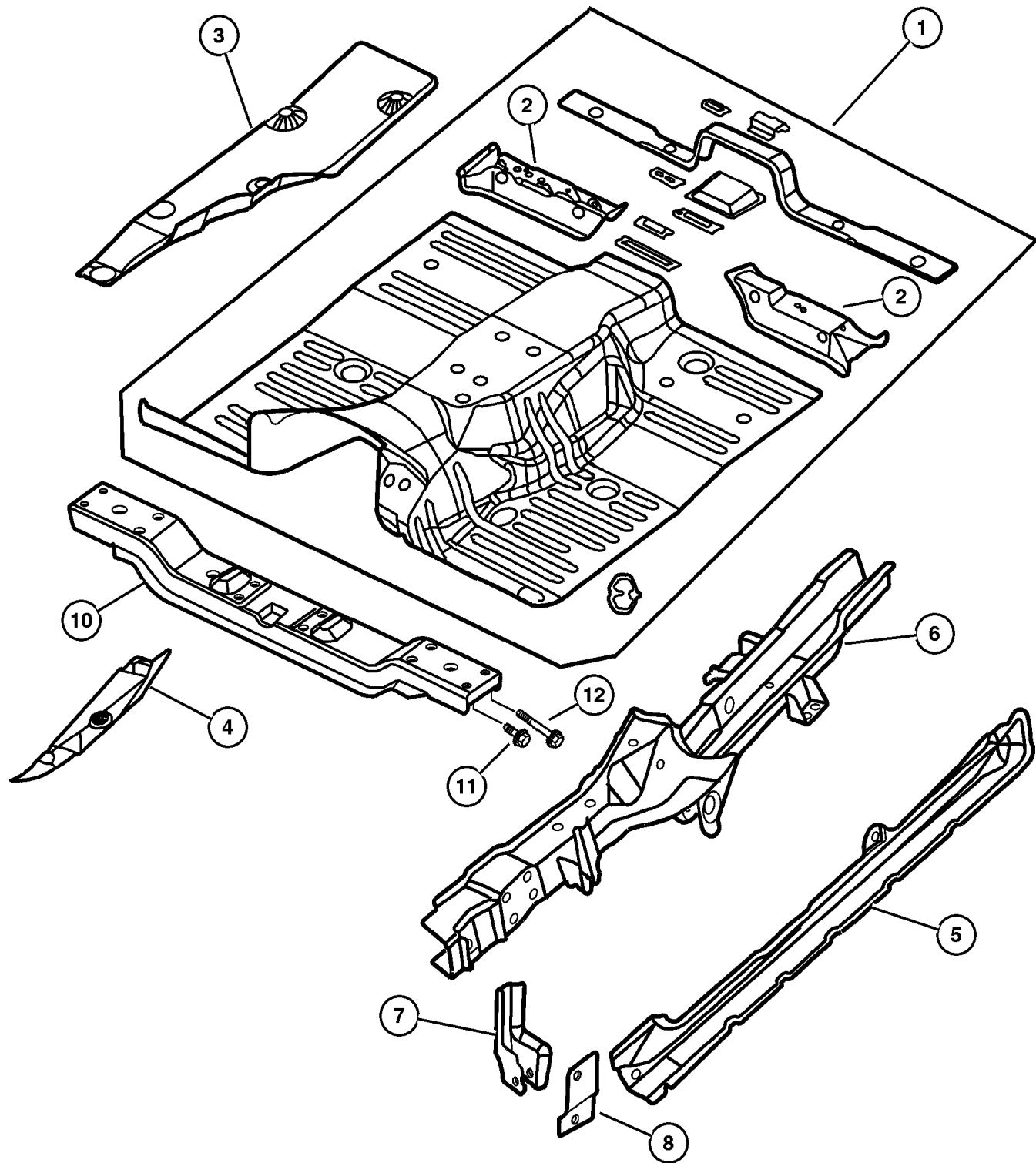


---

## GROUP SWJ - Body Sheet Metal Except Doors

Illustration Title	Group-Fig. No.
<b>Floor Pans</b>	
Front Floor Pan .....	Fig. SWJ-210
Center and Rear Floor Pan .....	Fig. SWJ-220
<b>Plugs</b>	
Plugs .....	Fig. SWJ-310
<b>Front Fenders</b>	
Front Fender .....	Fig. SWJ-410
<b>Hood and Hood Release</b>	
Hood, Latch, Hinges .....	Fig. SWJ-510
<b>Cowl and Dash Panel</b>	
Panels, Cowl and Dash .....	Fig. SWJ-610
Insulation, Dash And Cowl .....	Fig. SWJ-620
<b>Glass and Rear View Mirror</b>	
Glass, Windshield, Backlite, Quarter Window, Rear View Mirror .....	Fig. SWJ-710
<b>Aperture Panel</b>	
Panels, Body Side .....	Fig. SWJ-810
<b>Quarter Panel and Pillars</b>	
Panels, Rear Quarter .....	Fig. SWJ-910
<b>Roof Panels</b>	
Panels, Roof .....	Fig. SWJ-1110
<b>Sunroof</b>	
Sunroof .....	Fig. SWJ-1210
<b>Liftgate Panel</b>	
Liftgate, Latch and Hinges .....	Fig. SWJ-1310
<b>Luggage Rack</b>	
Roof Rack .....	Fig. SWJ-1610

Front Floor Pan  
Figure SWJ-210



ITEM	PART NUMBER	QTY	LINE	SERIES	BODY	ENGINE	TRANS	TRIM	DESCRIPTION
1	55137 188AB	1							PAN, Floor
2	55136 340AD	1							REINFORCEMENT, Front Seat Right
	55136 341AD	1							Left
3	55135 709AC	1							SHIELD, Heat
4	55135 712AD	1							SHIELD, Heat
5	55137 180AA	1							SILL, Body Side Right
	55137 181AA	1							Left
6	5012 524AG	1							RAIL, Frame Side Right
	5012 525AG	1							Left
7	5513 6317	1							BRACKET, Track Bar
8	5513 6319	1							BRACKET, Track Bar
-9	6101 916	2							NUT, Hex Weld, M8x1.25
10	52058 940AD	1							CROSSMEMBER, Transmission
11	6506 000AA	4							SCREW AND WASHER
12	6505 671AA	4							SCREW AND WASHER

JEEP GRAND CHEROKEE (WJ)

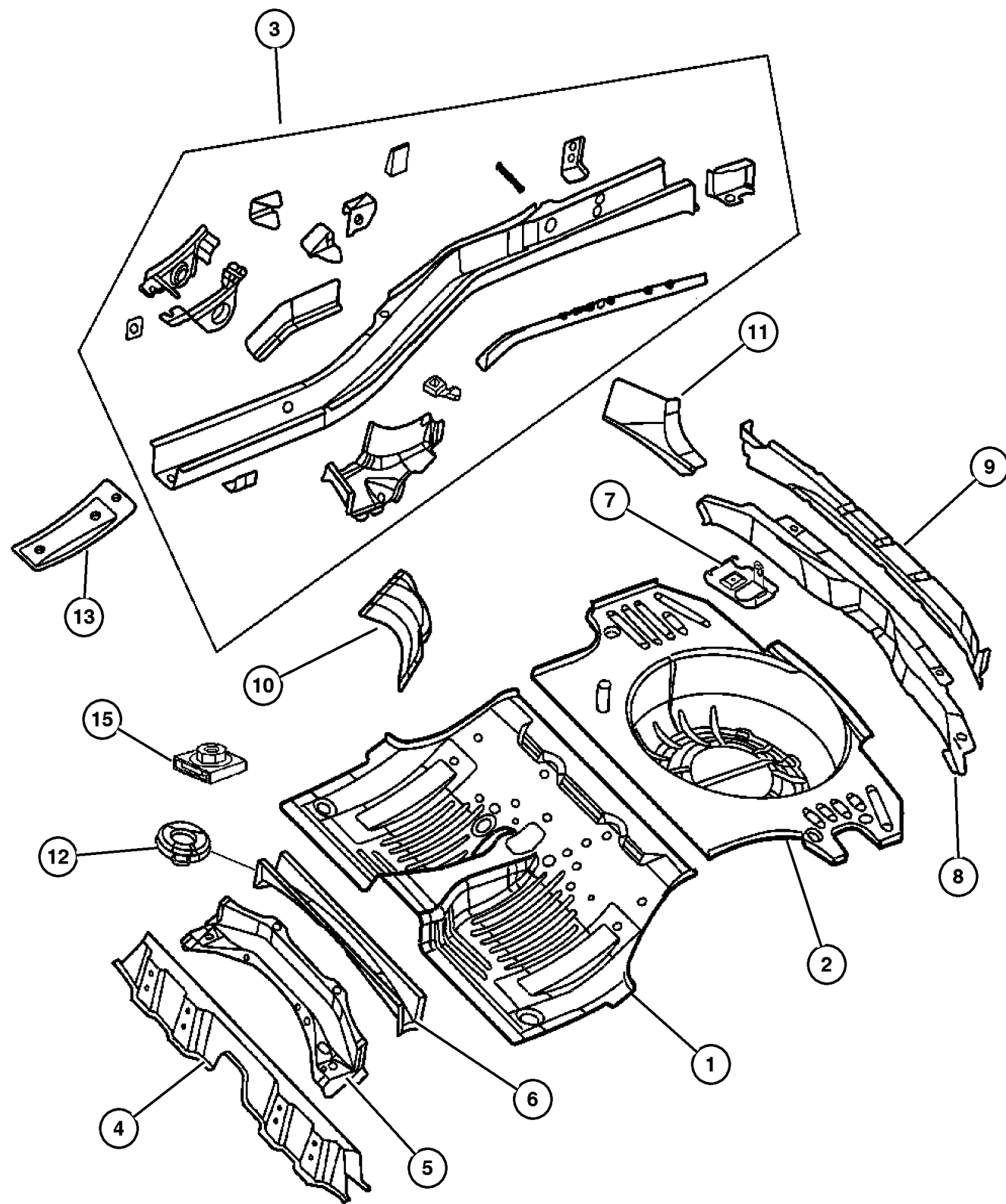
SERIES	LINE	BODY	ENGINE	TRANSMISSION
H = Laredo	J = 4WD	74 = 4 Door	ERH = 4.0L, Power Tech I-6	DGK = 4 Speed Auto, 42RE
M = Sport	T = 2WD		EVA = 4.7L Power Tech V8	DGQ = 5 Speed Auto, 45RFE
P = Limited			EVC = 4.7L HO V8 MPI	DG0 = All Automatic Trans
S = Overland			ER0 = All 4.0L 6 Cyl Gas	
			EVO = All 4.7l Gas	

AR = Use as required - = Non illustrated part # = New this model year

October 1, 2003

**Center and Rear Floor Pan  
Figure SWJ-220**

ITEM	PART NUMBER	QTY	LINE	SERIES	BODY	ENGINE	TRANS	TRIM	DESCRIPTION
1	#55137 229AE	1							PAN, Floor
2	55136 377AE	1							PAN, Rear Floor
3	#5096 162AA	1							RAIL, Rear Floor Pan Side Right
	#5096 163AA	1							Left
4	55136 163AF	1							CROSSMEMBER, Rear Floor
5	55137 211AF	1							CROSSMEMBER, Rear Floor Pan Front
6	55363 143AD	1							CROSSMEMBER, Rear Floor
7	55295 800AD	1							BRACKET, Jack
8	55136 558AF	1							CROSSMEMBER, Rear Floor
9	55136 179AD	1							CROSSMEMBER, Rear Floor
10	55136 160AE	1							SHIELD, Fuel Tank
11	55135 505AF	1							GUSSET, Side Member Left
	55135 504AF	1							Right
12	5014 781AA	2							GUIDE, Rear Spring, None
13	55137 222AA	2							REINFORCEMENT, Rear Floor Pan Rear Rail
-14	55196 861AB	2							BRACKET, Child Seat Tether
15	55136 398AB	2							PLATE, Control Arm



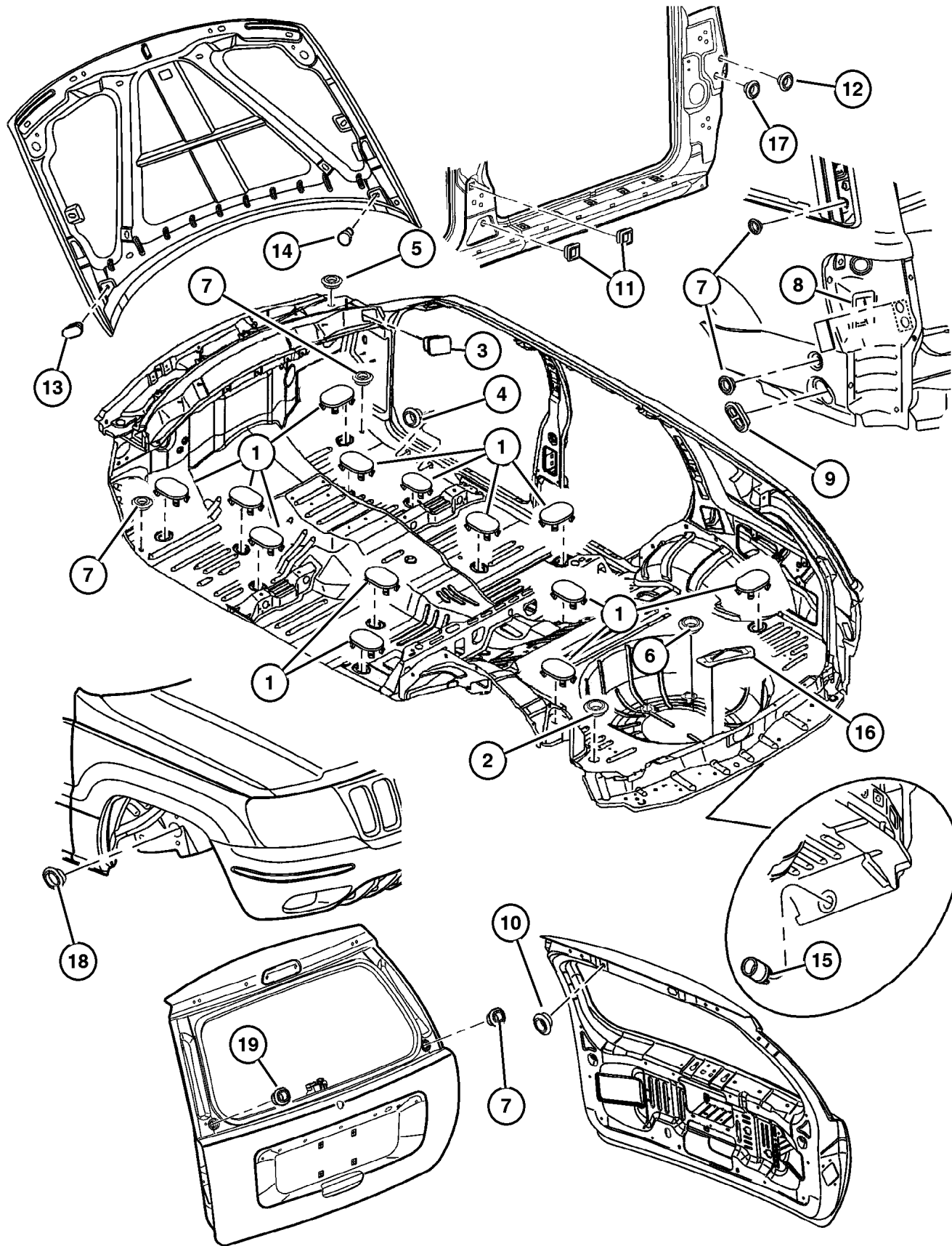
**JEEP GRAND CHEROKEE (WJ)**

SERIES	LINE	BODY	ENGINE	TRANSMISSION
H = Laredo	J = 4WD	74 = 4 Door	ERH = 4.0L, Power Tech I-6	DGK = 4 Speed Auto, 42RE
M = Sport	T = 2WD		EVA = 4.7L Power Tech V8	DGQ = 5 Speed Auto, 45RFE
P = Limited			EVC = 4.7L HO V8 MPI	DG0 = All Automatic Trans
S = Overland			ER0 = All 4.0L 6 Cyl Gas	
			EVO = All 4.7l Gas	

AR = Use as required - = Non illustrated part # = New this model year

October 1, 2003

## Plugs Figure SWJ-310



ITEM	PART NUMBER	QTY	LINE	SERIES	BODY	ENGINE	TRANS	TRIM	DESCRIPTION
1	4580 343	13							PLUG, Floor Pan
2	2424 864	1							PLUG, Body, 1.75 Diameter
3	55136 507AB	1							PLUG, Body, Cowl Top
4	55257 380AA	12							PLUG
5	55136 456AB	1							PLUG, Body
6	55136 594AA	1							PLUG, Body
7	4440 294	5							PLUG
8	55136 948AB	2							TAPE, Body Side
9	55136 562AB	2							PLUG, Body
10	5255 217	1							PLUG, Dash Panel
11	55136 566AA	4							PLUG, Body
12	55136 859AA	2							PLUG
13	55136 755AA	1							PLUG, Body
14	55136 752AA	1							PLUG, Body
15	55135 856AB	2							PLUG, Body
16	55136 844AE	1							PLUG, Floor
17	55136 860AA	2							PLUG
18	55136 945AA	2							PLUG, Body
19	5255 216	1							PLUG, Body, .875 Diameter

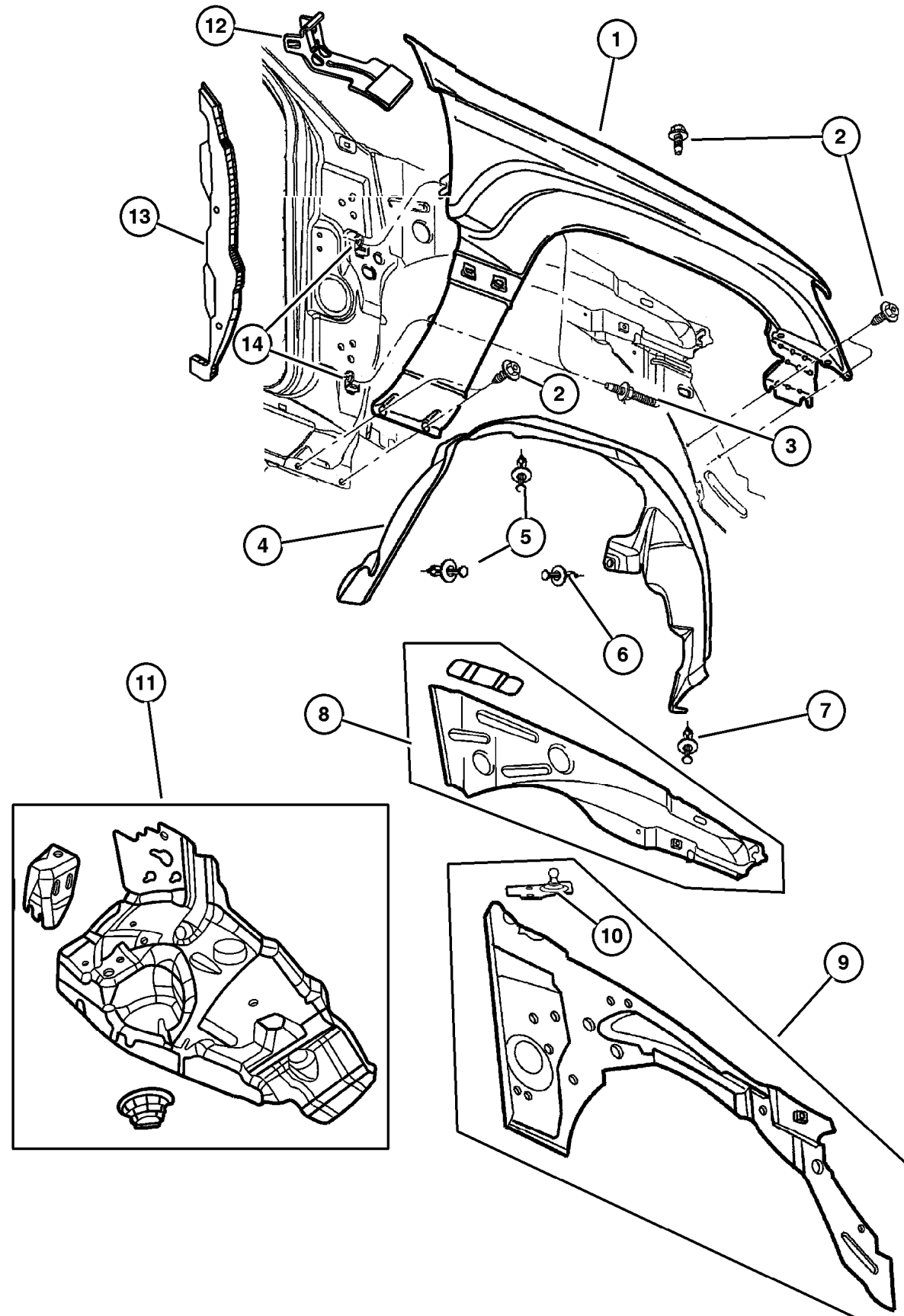
**JEEP GRAND CHEROKEE (WJ)**

<b>SERIES</b>	<b>LINE</b>	<b>BODY</b>	<b>ENGINE</b>	<b>TRANSMISSION</b>
H = Laredo	J = 4WD	74 = 4 Door	ERH = 4.0L, Power Tech I-6	DGK = 4 Speed Auto, 42RE
M = Sport	T = 2WD		EVA = 4.7L Power Tech V8	DGQ = 5 Speed Auto, 45RFE
P = Limited			EVC = 4.7L HO V8 MPI	DG0 = All Automatic Trans
S = Overland			ER0 = All 4.0L 6 Cyl Gas	
			EVO = All 4.7L Gas	

AR = Use as required - = Non illustrated part # = New this model year

October 1, 2003

## Front Fender Figure SWJ-410



ITEM	PART NUMBER	QTY	LINE	SERIES	BODY	ENGINE	TRANS	TRIM	DESCRIPTION
1									FENDER, Front
	55135 900AC	1							Right
	55135 901AC	1							Left
2									SCREW, M6X1.00X20.00~~, (NOT SERVICED) (Not Serviced)
3									STUD, Double Ended, M6X1.00X57.00~~, (NOT SERVICED) (Not Serviced)
4									LINER, Front Fender
	55136 228AB	1							Right
	55136 229AB	1							Left
5	6034 608	4							PIN, Headline
6	3420 1631	6							RIVET, M6.25x28 Black
7	6506 293AA	12							PIN, Push
8									REINFORCEMENT, Cowl Side
	55136 354AH	1							Right
	55136 355AH	1							Left
9									PANEL, Cowl
	55135 442AE	1							Right
	55135 443AE	1							Left
10									BRACKET, Ball to Body
	5513 6434	1							Right
	5513 6435	1							Left
11									SUPPORT, Front Suspension
	5017 481AC	1							Right
	5017 504AD	1							Left
12	55136 774AA	2							BRACKET, Fender
13									FILLER, Fender to Wheelhouse
	55135 793AC	1							Left
	55135 866AC	1							Right
14	55136 586AB	4							BRACKET, Fender

### JEEP GRAND CHEROKEE (WJ)

SERIES  
H = Laredo  
M = Sport  
P = Limited  
S = Overland

LINE  
J = 4WD  
T = 2WD

BODY  
74 = 4 Door

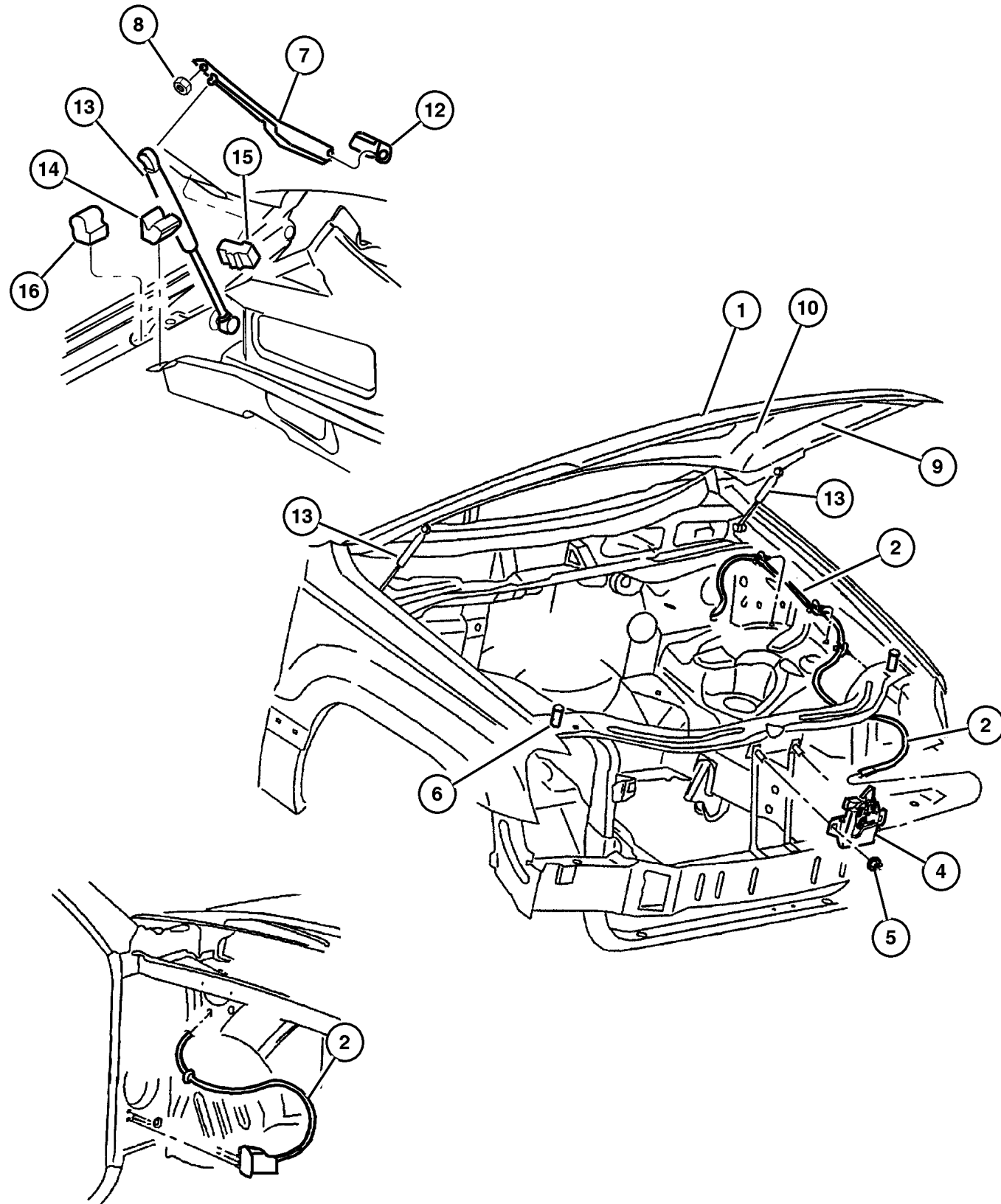
ENGINE  
ERH = 4.0L, Power Tech I-6  
EVA = 4.7L Power Tech V8  
EVC = 4.7L HO V8 MPI  
ER0 = All 4.0L 6 Cyl Gas  
EVO = All 4.7L Gas

TRANSMISSION  
DGK = 4 Speed Auto, 42RE  
DGQ = 5 Speed Auto, 45RFE  
DG0 = All Automatic Trans

AR = Use as required - = Non illustrated part # = New this model year

October 1, 2003

## Hood, Latch, Hinges Figure SWJ-510



ITEM	PART NUMBER	QTY	LINE	SERIES	BODY	ENGINE	TRANS	TRIM	DESCRIPTION
1	55076 470AE	1							HOOD
2	5513 5532	1							CABLE, Hood Release
-3	6503 794	3							CLIP, M6.3x11.2
4	55135 600AC	1							LATCH, Hood
5	6102 167AA	2							NUT AND WASHER
6	4103 165	2							BUMPER, Hood
7									HINGE, Hood
	55256 196AB	1							Right
	55256 197AB	1							Left
8	6503 664	4							NUT AND WASHER, Hex Nut-Coned Washer, M6 x 1.00
9	55196 298AF	1							INSULATION, Hood
10	55116 809AA	1							LABEL, Refrigerant
-11	6003 351	12							RETAINER, Hood Insulation, .415x. 690
12									COVER, Hinge
	55156 110AB	1							Right
	55156 111AB	1							Left
13	55136 764AA	2							PROP, Hood
14	55363 119AA	2							SEAL, Hood
15	55136 549AA	2							SEAL, Hood, Upper
16	55136 550AA	2							SEAL, Hood, Outer

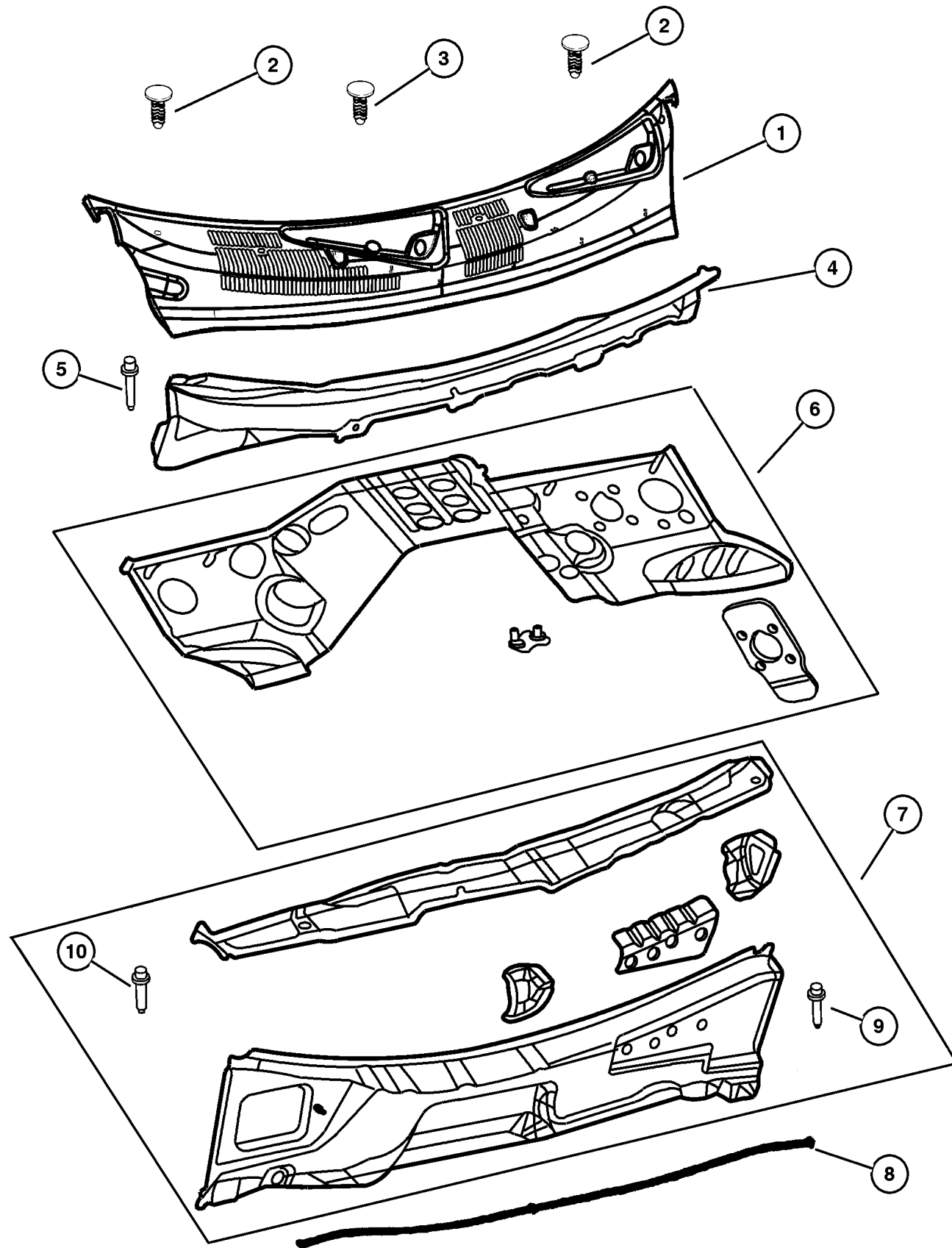
### JEEP GRAND CHEROKEE (WJ)

SERIES	LINE	BODY	ENGINE	TRANSMISSION
H = Laredo	J = 4WD	74 = 4 Door	ERH = 4.0L, Power Tech I-6	DGK = 4 Speed Auto, 42RE
M = Sport	T = 2WD		EVA = 4.7L Power Tech V8	DGQ = 5 Speed Auto, 45RFE
P = Limited			EVC = 4.7L HO V8 MPI	DG0 = All Automatic Trans
S = Overland			ER0 = All 4.0L 6 Cyl Gas	
			EVO = All 4.7l Gas	

AR = Use as required - = Non illustrated part # = New this model year

October 1, 2003

**Panels, Cowl and Dash  
Figure SWJ-610**



ITEM	PART NUMBER	QTY	LINE	SERIES	BODY	ENGINE	TRANS	TRIM	DESCRIPTION
1	55155 355AD	1							COVER, Cowl Grille
2	6505 319AA	4							NUT, M6x1.00
3	6503 339	2							NUT, Plastic
4	55135 369AC	1							PANEL, Cowl Top
5	6505 511AA	4							STUD
6	55135 358AF	1							PANEL, Dash
7	55135 451AE	1							PANEL, Cowl And Plenum
8	55135 392AC	1							SEAL, Hood To Plenum
9	6504 758	3							STUD, M8x
10	6504 952AA	3							STUD
-11	6100 879	AR							WASHER, Flat, Dash To Cowl

**JEEP GRAND CHEROKEE (WJ)**

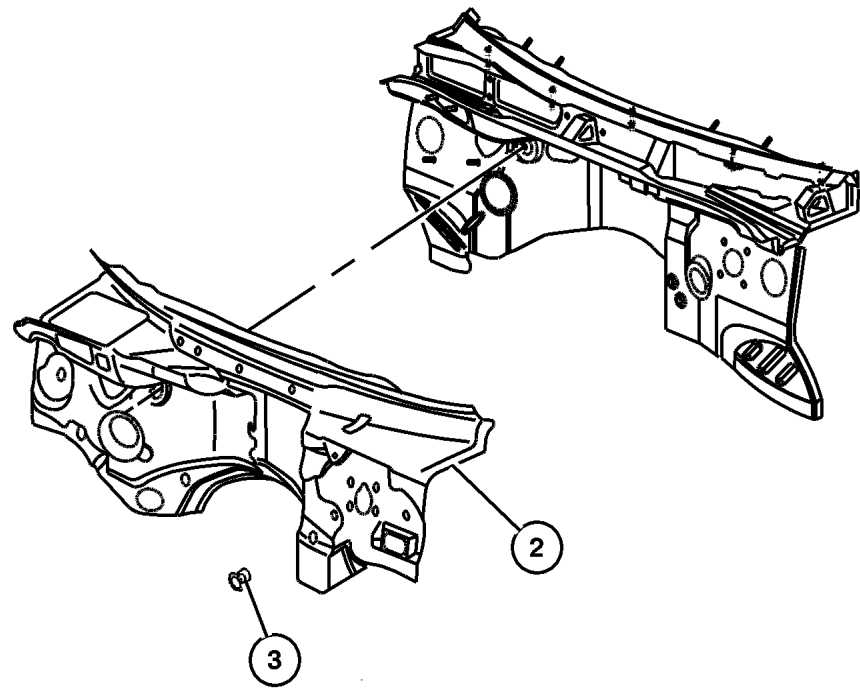
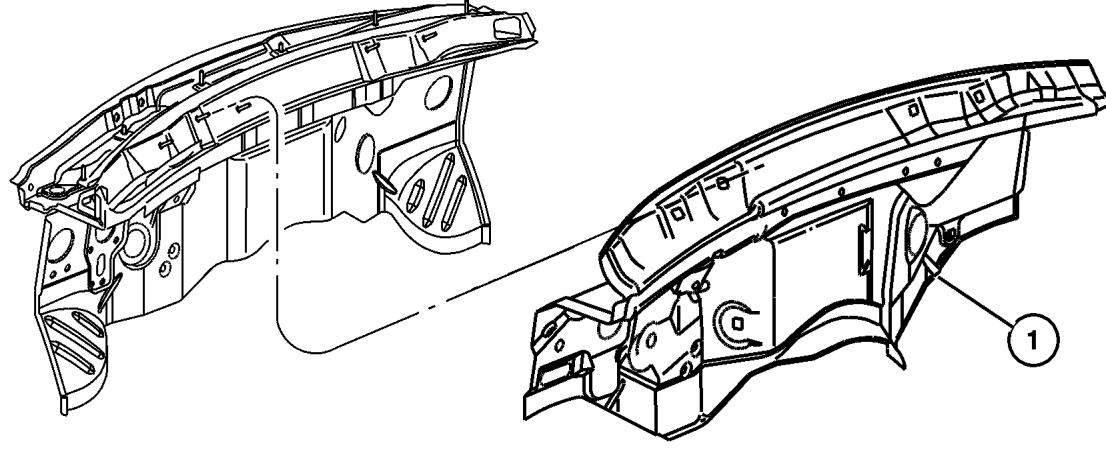
<b>SERIES</b>	<b>LINE</b>	<b>BODY</b>	<b>ENGINE</b>	<b>TRANSMISSION</b>
H = Laredo	J = 4WD	74 = 4 Door	ERH = 4.0L, Power Tech I-6	DGK = 4 Speed Auto, 42RE
M = Sport	T = 2WD		EVA = 4.7L Power Tech V8	DGQ = 5 Speed Auto, 45RFE
P = Limited			EVC = 4.7L HO V8 MPI	DG0 = All Automatic Trans
S = Overland			ER0 = All 4.0L 6 Cyl Gas	
			EVO = All 4.7l Gas	

AR = Use as required - = Non illustrated part # = New this model year

October 1, 2003

**Insulation, Dash And Cowl  
Figure SWJ-620**

ITEM	PART NUMBER	QTY	LINE	SERIES	BODY	ENGINE	TRANS	TRIM	DESCRIPTION
1	55196 892AC	1							INSULATION, Dash Panel
2	55196 836AB	1							INSULATION, Dash Panel
3	6503 274	3							NUT, Push On



**JEEP GRAND CHEROKEE (WJ)**

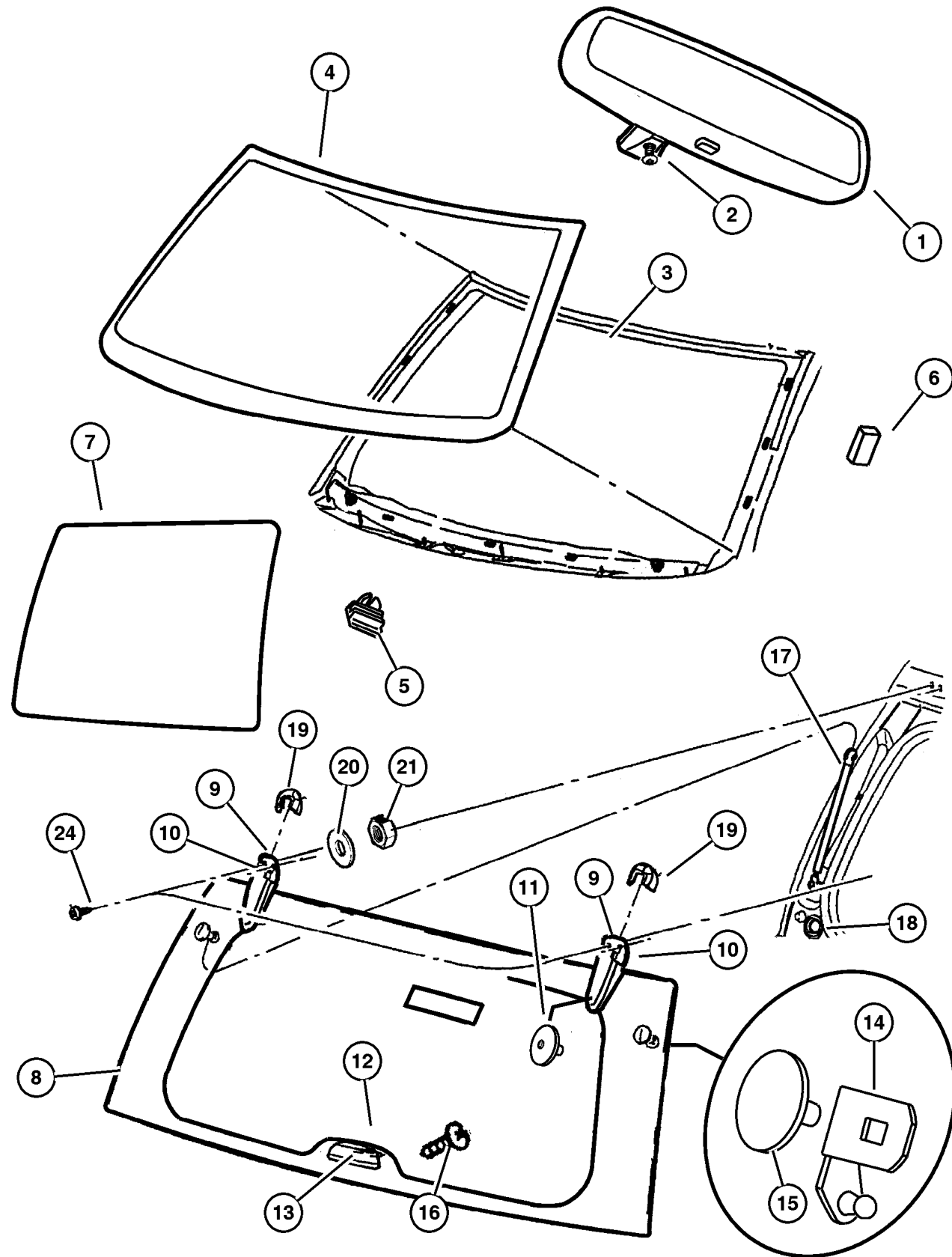
SERIES	LINE	BODY	ENGINE	TRANSMISSION
H = Laredo	J = 4WD	74 = 4 Door	ERH = 4.0L, Power Tech I-6	DGK = 4 Speed Auto, 42RE
M = Sport	T = 2WD		EVA = 4.7L Power Tech V8	DGQ = 5 Speed Auto, 45RFE
P = Limited			EVC = 4.7L HO V8 MPI	DG0 = All Automatic Trans
S = Overland			ER0 = All 4.0L 6 Cyl Gas	
			EVO = All 4.7l Gas	

AR = Use as required - = Non illustrated part # = New this model year

October 1, 2003



**Glass, Windshield, Backlite, Quarter Window, Rear View Mirror**  
**Figure SWJ-710**



ITEM	PART NUMBER	QTY	LINE	SERIES	BODY	ENGINE	TRANS	TRIM	DESCRIPTION
1									MIRROR, Inside Rear View
	55155 380AB	1							Automatic
	4805 332AB	1							Prismatic
2	5073 472AA	1							SCREW
3	5507 6401	1							BUTTON, Rear View Mirror
4									WINDSHIELD
	#55136 054AF	1							
	55137 156AB	1							With Rain Sensor
5	5502 8214	9							SPACER, Windshield
6	55275 388AC	2							SPACER, Windshield
7									GLASS, Quarter Window
	55135 808AD	1							Right
	55135 809AD	1							Left
8	55136 980AB	1							GLASS, Liftgate Flipper
9									HINGE, Liftglass
	5019 418AA	1							Right
	5019 419AA	1							Left
10	5507 5164	4							GASKET, Liftgate Hinge
11	5529 6025	2							SCREW, Special Head, M6x1x12.7, Hinge to Glass , Also contains gasket 55075164
12	5513 6045	1							GASKET, Liftgate Handle
13	5513 6048	1							HANDLE, Flipper Window
14									BALL STUD, Liftgate Glass
	55136 968AA	1							Right
	55136 969AA	1							Left
15	6506 200AA	2							FASTENER
16	6035 479	2							SCREW AND WASHER
17	55136 965AA	2							GAS CYLINDER, Liftgate Glass
18	55136 845AA	2							BUMPER, Liftgate Glass
19									COVER, Hinge
	4717 486AB	1							Right
	4717 487AB	1							Left
20	5529 5914	4							GASKET, Ball Stud
21	6504 513	1							NUT AND WASHER, Hex Nut-Coned Washer, M6 x 1.00
-22	5513 6044	1							STRIKER, Liftgate Glass
-23	5507 6299	2							CAP, Lock Cylinder, Locks Prop Rod
24	6505 440AA	4							SCREW

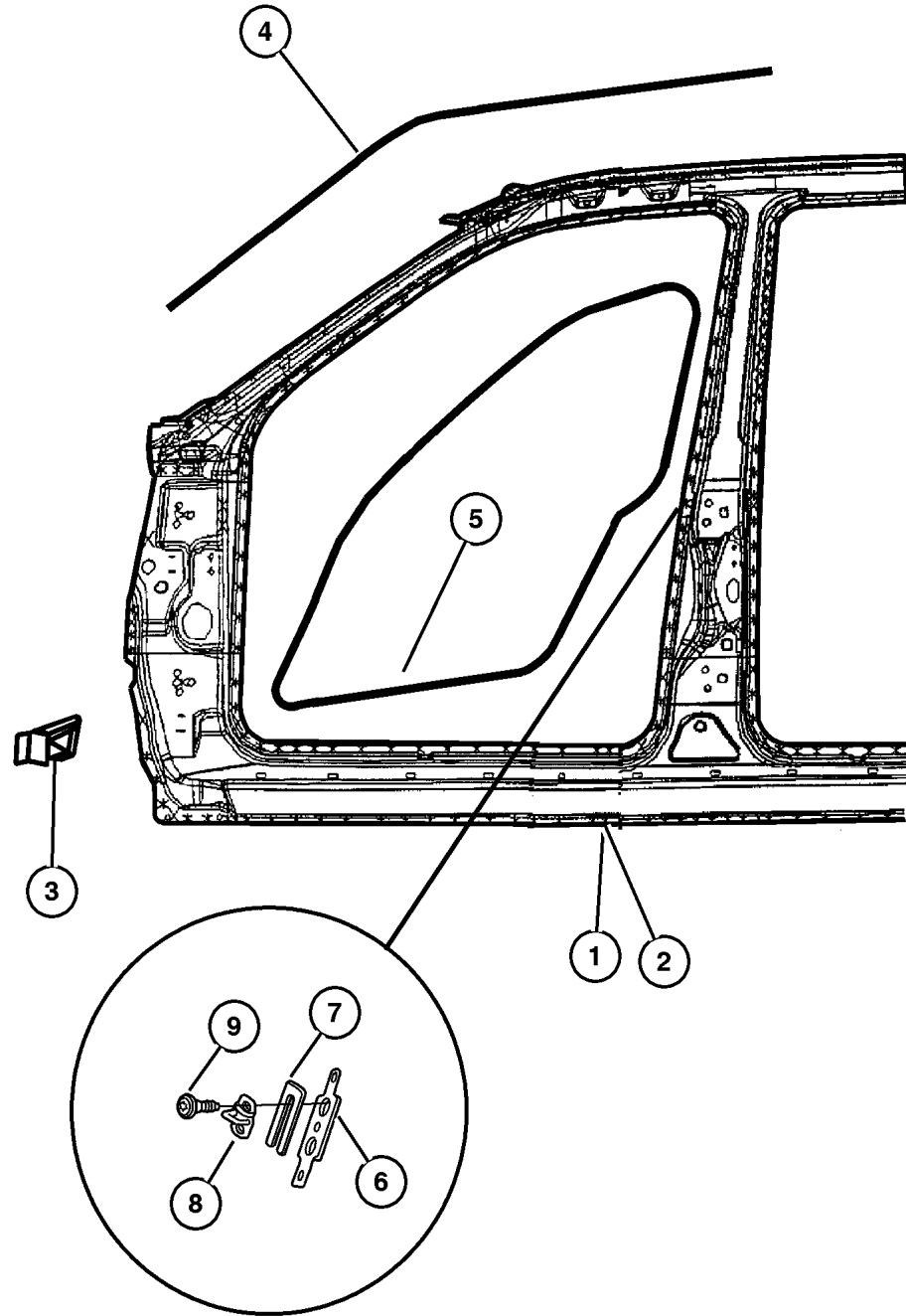
**JEEP GRAND CHEROKEE (WJ)**

SERIES	LINE	BODY	ENGINE	TRANSMISSION
H = Laredo	J = 4WD	74 = 4 Door	ERH = 4.0L, Power Tech I-6	DGK = 4 Speed Auto, 42RE
M = Sport	T = 2WD		EVA = 4.7L Power Tech V8	DGQ = 5 Speed Auto, 45RFE
P = Limited			EVC = 4.7L HO V8 MPI	DG0 = All Automatic Trans
S = Overland			ER0 = All 4.0L 6 Cyl Gas	
			EVO = All 4.7L Gas	

AR = Use as required - = Non illustrated part # = New this model year

October 1, 2003

Panels, Body Side  
Figure SWJ-810



ITEM	PART NUMBER	QTY	LINE	SERIES	BODY	ENGINE	TRANS	TRIM	DESCRIPTION
1									PANEL, Body Side Aperture Front, Complete
	5083 300AC	1							Right
	5083 301AC	1							Left
2									PANEL, Body Side Aperture, Outer
	5083 360AB	1							Right
	5083 361AB	1							Left
3									TAPPING PLATE, Door Hinge, Also serviced in Item #1
	55136 436AB	1							Right
	55136 437AB	1							Left
4									SEAL, Body Side
	55135 869AC	1							Upper Right
	55135 872AC	1							Upper Left
5	55135 918AH	2							SEAL, Front Door, Right & Left
6	55135 503AC	2							TAPPING PLATE, Striker
7	4520 289	AR							SPACER, Door Latch Striker
8	4780 607AA	2							STRIKER, Door
9	6506 749AA	4							SCREW, 6 Lobed
-10	4886 364AA	2							REINFORCEMENT PACKAGE, Body Side Aperture, Tapping Plate For Striker

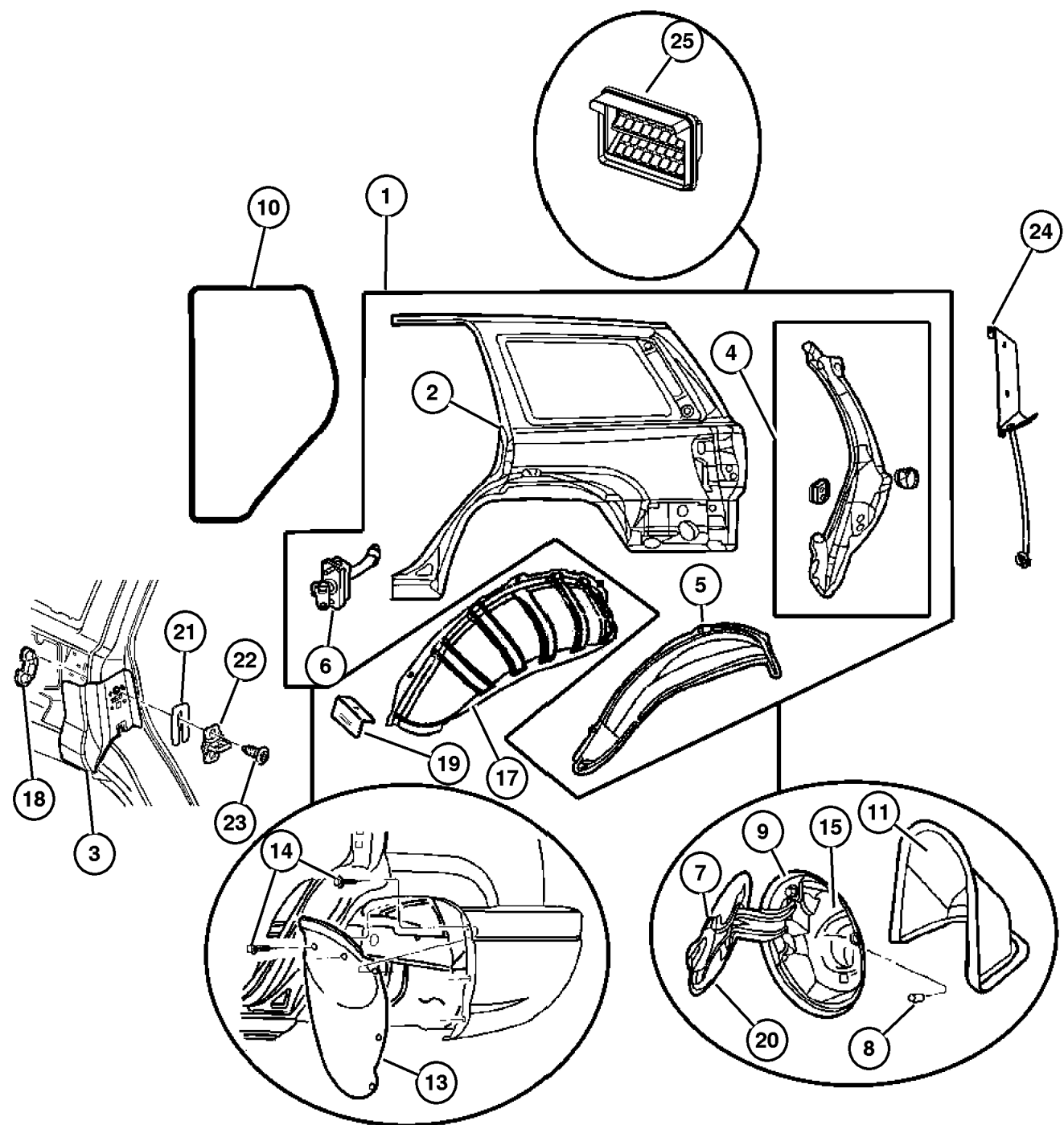
JEEP GRAND CHEROKEE (WJ)

SERIES	LINE	BODY	ENGINE	TRANSMISSION
H = Laredo	J = 4WD	74 = 4 Door	ERH = 4.0L, Power Tech I-6	DGK = 4 Speed Auto, 42RE
M = Sport	T = 2WD		EVA = 4.7L Power Tech V8	DGQ = 5 Speed Auto, 45RFE
P = Limited			EVC = 4.7L HO V8 MPI	DG0 = All Automatic Trans
S = Overland			ER0 = All 4.0L 6 Cyl Gas	
			EVO = All 4.7L Gas	

AR = Use as required - = Non illustrated part # = New this model year

October 1, 2003

Panels, Rear Quarter  
Figure SWJ-910



ITEM	PART NUMBER	QTY	LINE	SERIES	BODY	ENGINE	TRANS	TRIM	DESCRIPTION
1									PANEL, Body Side Aperture Rear, Complete, Includes Tailamp Pocket
	5083 110AE	1							Right
	5083 111AE	1							Left
2									PANEL, Quarter, Outer Only, Without Tailamp Pocket
	#5017 866AD	1							Right
	#5017 867AD	1							Left
3									REINFORCEMENT, Door Striker
	55135 508AC	1							Right
	55135 509AC	1							Left
4									TROUGH, Liftgate Opening
	55135 428AC	1							Right
	55135 429AC	1							Left
5									PANEL, Rear Wheelhouse
	55136 546AB	1							Right
	55136 547AB	1							Left
6									CHECK, Rear Door
	55135 658AB	1							Right
	55135 659AB	1							Left
7	55135 514AB	1							DOOR, Fuel Fill
8	55135 519AB	2							BUMPER, Fuel Door
9	6504 946AA	2							SCREW, Hex Flange Head, M6x1.0x16.0
10	55135 958AH	2							SEAL, Rear Door
11									REINFORCEMENT, Fuel Filler Door
	55136 683AA	1							Outer
	55363 489AA	1							Inner
-12									SEAL, Fuel Filler Flange
	55033 288AB	1							Inner
	55136 843AA	2							Outer
	55135 512AB	1							
13									SHIELD, Splash
	55136 500AD	1							Right
	55136 501AD	1							Left
14	3420 1631	4							RIVET, M6.25x28 Black
15	55135 511AB	1							HOUSING, Fuel Filler
-16	55135 513AB	1							SEAL, Fuel Filler Flange
17									WHEELHOUSE, Rear Inner
	55136 996AA	1							Right
	55136 997AA	1							Left
18	4674 669	2							PLATE, Striker

JEEP GRAND CHEROKEE (WJ)

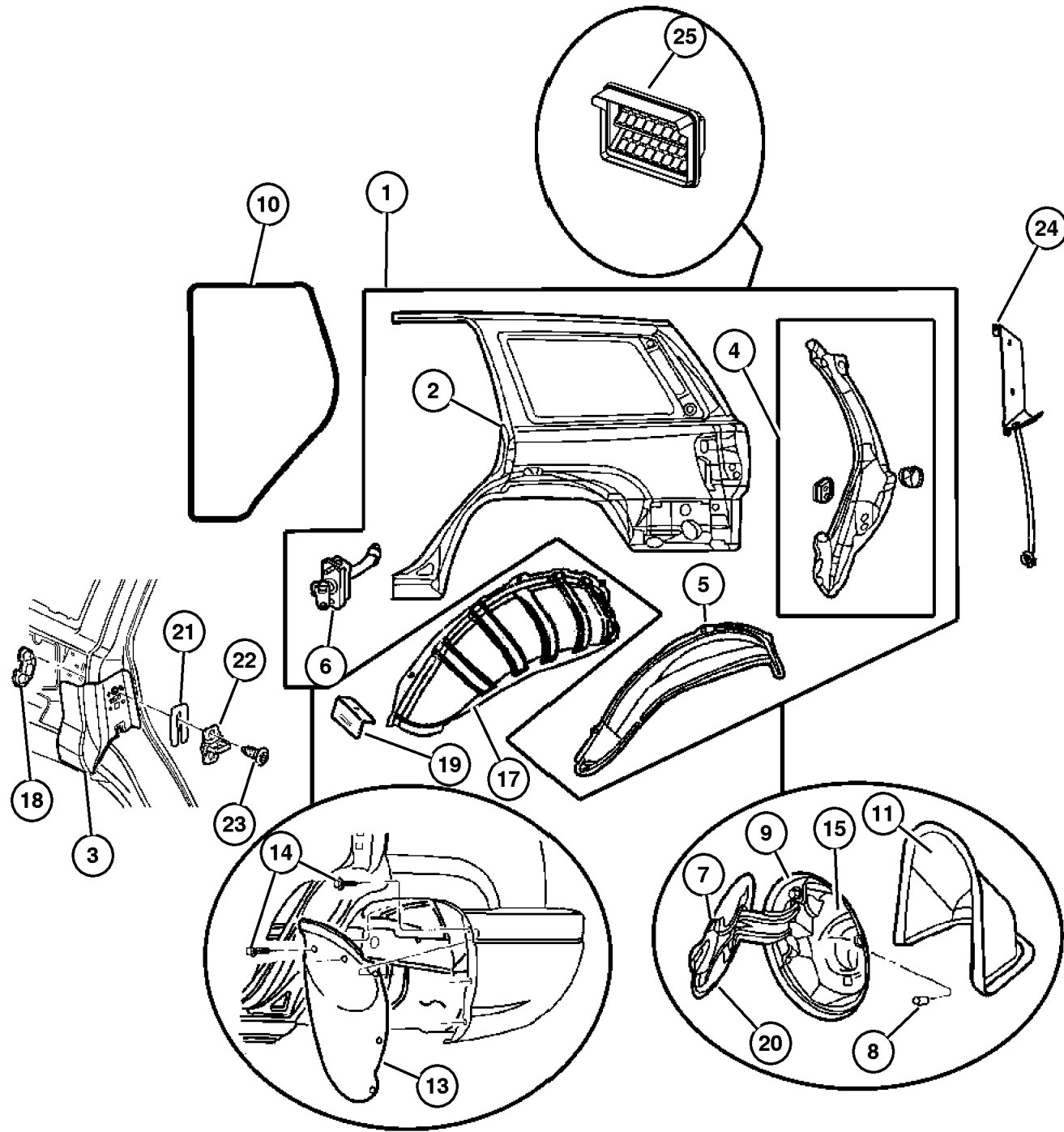
SERIES	LINE	BODY	ENGINE	TRANSMISSION
H = Laredo	J = 4WD	74 = 4 Door	ERH = 4.0L, Power Tech I-6	DGK = 4 Speed Auto, 42RE
M = Sport	T = 2WD		EVA = 4.7L Power Tech V8	DGQ = 5 Speed Auto, 45RFE
P = Limited			EVC = 4.7L HO V8 MPI	DG0 = All Automatic Trans
S = Overland			ER0 = All 4.0L 6 Cyl Gas	
			EVO = All 4.7L Gas	

AR = Use as required - = Non illustrated part # = New this model year

October 1, 2003

Panels, Rear Quarter  
Figure SWJ-910

ITEM	PART NUMBER	QTY	LINE	SERIES	BODY	ENGINE	TRANS	TRIM	DESCRIPTION
19	55136 998AA	2							BRACKET, Wheel House, Trim Panel Attach
20	55295 856AC	2							LABEL, Fuel
21	4520 289	AR							SPACER, Door Latch Striker 3.75 Thick
	5507 5483	AR							2.0 to 2.5 Thick
22	4780 607AA	2							STRIKER, Door
23	6506 749AA	4							SCREW, 6 Lobed
24									BAFFLE, D PILLAR
	55137 010AB	1							Right
	55137 011AB	1							Left
25	55037 458AB	1							EXHAUSTER, Quarter Panel



JEEP GRAND CHEROKEE (WJ)

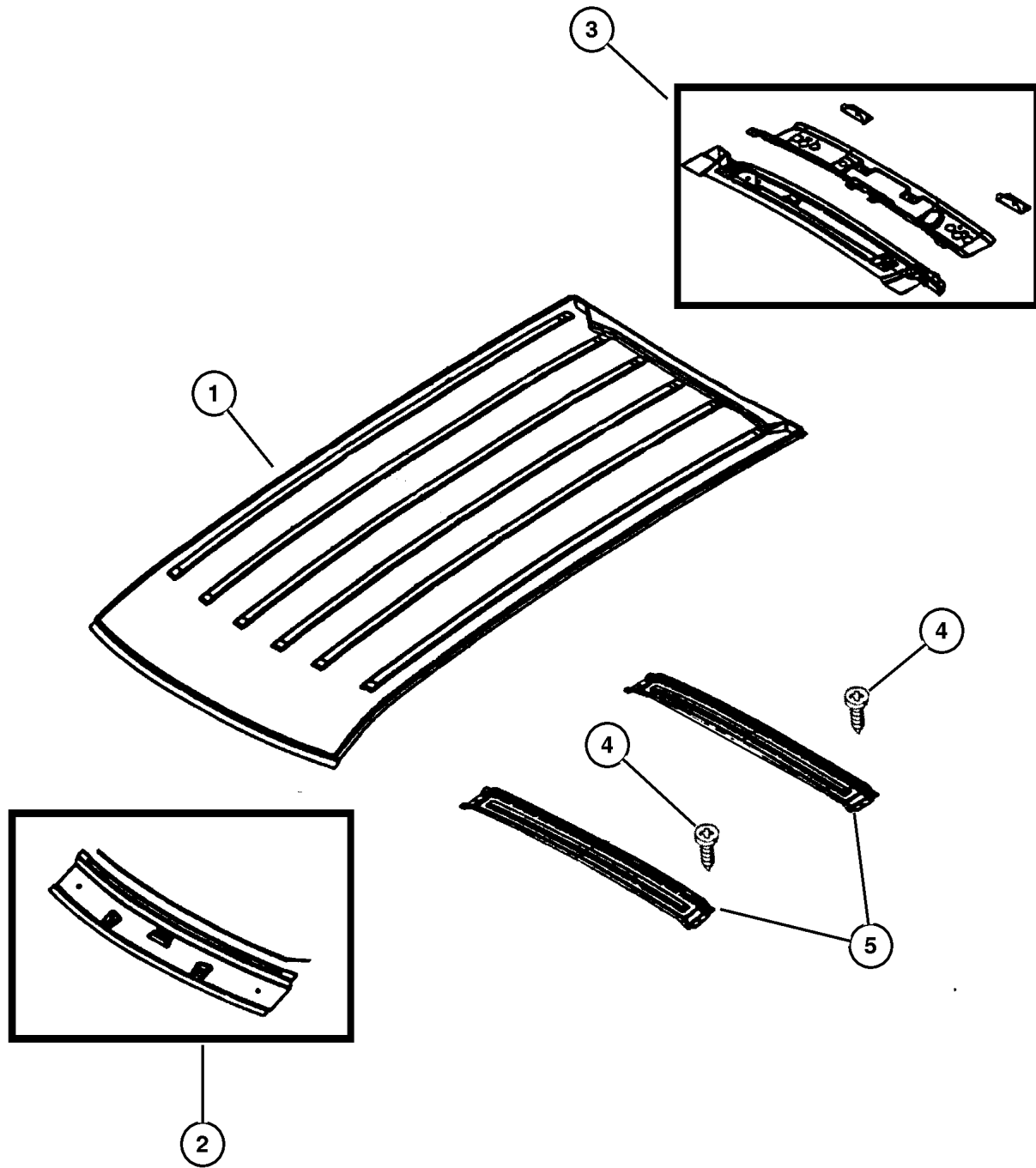
SERIES	LINE	BODY	ENGINE	TRANSMISSION
H = Laredo	J = 4WD	74 = 4 Door	ERH = 4.0L, Power Tech I-6	DGK = 4 Speed Auto, 42RE
M = Sport	T = 2WD		EVA = 4.7L Power Tech V8	DGQ = 5 Speed Auto, 45RFE
P = Limited			EVC = 4.7L HO V8 MPI	DG0 = All Automatic Trans
S = Overland			ER0 = All 4.0L 6 Cyl Gas	
			EVO = All 4.7I Gas	

AR = Use as required - = Non illustrated part # = New this model year

October 1, 2003

**Panels, Roof**  
**Figure SWJ-1110**

ITEM	PART NUMBER	QTY	LINE	SERIES	BODY	ENGINE	TRANS	TRIM	DESCRIPTION
1									PANEL, Roof
	55135 461AC	1							With Sunroof
	55135 404AC	1							Without Sunroof
2	55135 545AB	1							HEADER, Roof Front
3	55135 523AG	1							HEADER, Panel, Rear
4									PIN, Headline
	6034 608	4							Roof Bow Attach
		2							Front Header Attach
		2							Rear Header Attach
5	55135 424AE	2							BOW, Roof

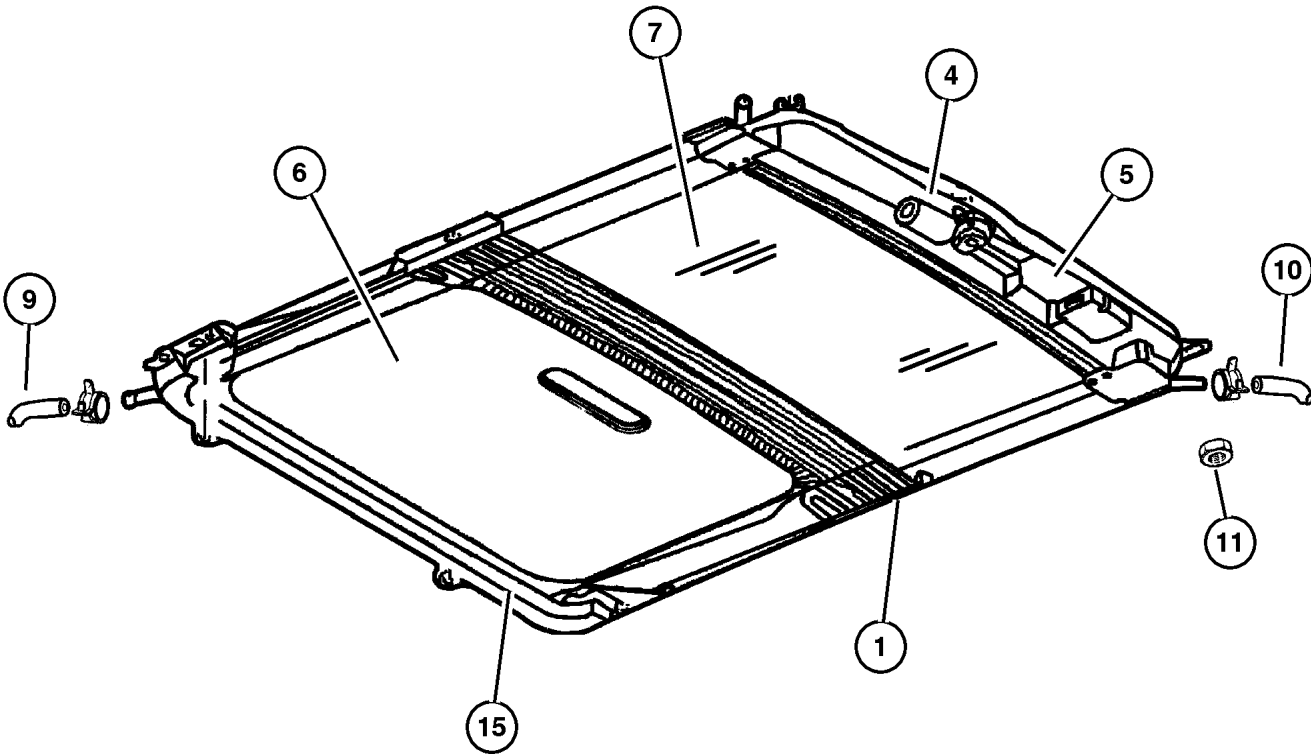


<b>JEEP GRAND CHEROKEE (WJ)</b>				
SERIES	LINE	BODY	ENGINE	TRANSMISSION
H = Laredo	J = 4WD	74 = 4 Door	ERH = 4.0L, Power Tech I-6	DGK = 4 Speed Auto, 42RE
M = Sport	T = 2WD		EVA = 4.7L Power Tech V8	DGQ = 5 Speed Auto, 45RFE
P = Limited			EVC = 4.7L HO V8 MPI	DG0 = All Automatic Trans
S = Overland			ER0 = All 4.0L 6 Cyl Gas	
			EVO = All 4.7l Gas	

AR = Use as required - = Non illustrated part # = New this model year

October 1, 2003

**Sunroof**  
**Figure SWJ-1210**



ITEM	PART NUMBER	QTY	LINE	SERIES	BODY	ENGINE	TRANS	TRIM	DESCRIPTION
1									MODULE, Sunroof
	XY87 TL2AA	1							[DV, L5, T5]
	XY87 XDBAA	1							[DB]
-2	5012 765AA	1							DEFLECTOR, Sunroof Wind
-3	5012 769AA	1							CHANNEL, Sunroof Drain
4	5012 768AA	1							MOTOR, Sunroof
5	5012 771AB	1							CONTROL UNIT, Sunroof
6									SUNSHADE, Sunroof
	5EZ11 TL2AB	1							[DB, DV, L5]
	5EZ11 XT5AB	1							[T5]
7	55135 858AB	1							GLASS, Sunroof
-8	5012 773AA	1							GUIDE, Sunroof Lid
9									HOSE, Sunroof Drain
	55137 396AA	1							Front Right
	55137 397AA	1							Front Left
10	55137 274AA	2							HOSE, Sunroof Drain, Rear
11	6502 843	9							NUT AND WASHER, Hex Nut-Coned
									Washer, M6 x 1.00
-12	4814 215	1							GROMMET, Tube
-13	6502 843	9							NUT AND WASHER, Hex Nut-Coned
									Washer, M6 x 1.00, Sunroof to
									Roof Reinforcement Attach
-14	4805 378AB	2							CLIP, Tube
15									WELT, Sunroof Opening
	XF55 TL2AA	1							[DV, L5, T5]
	XF55 XDBAA	1							[DB]

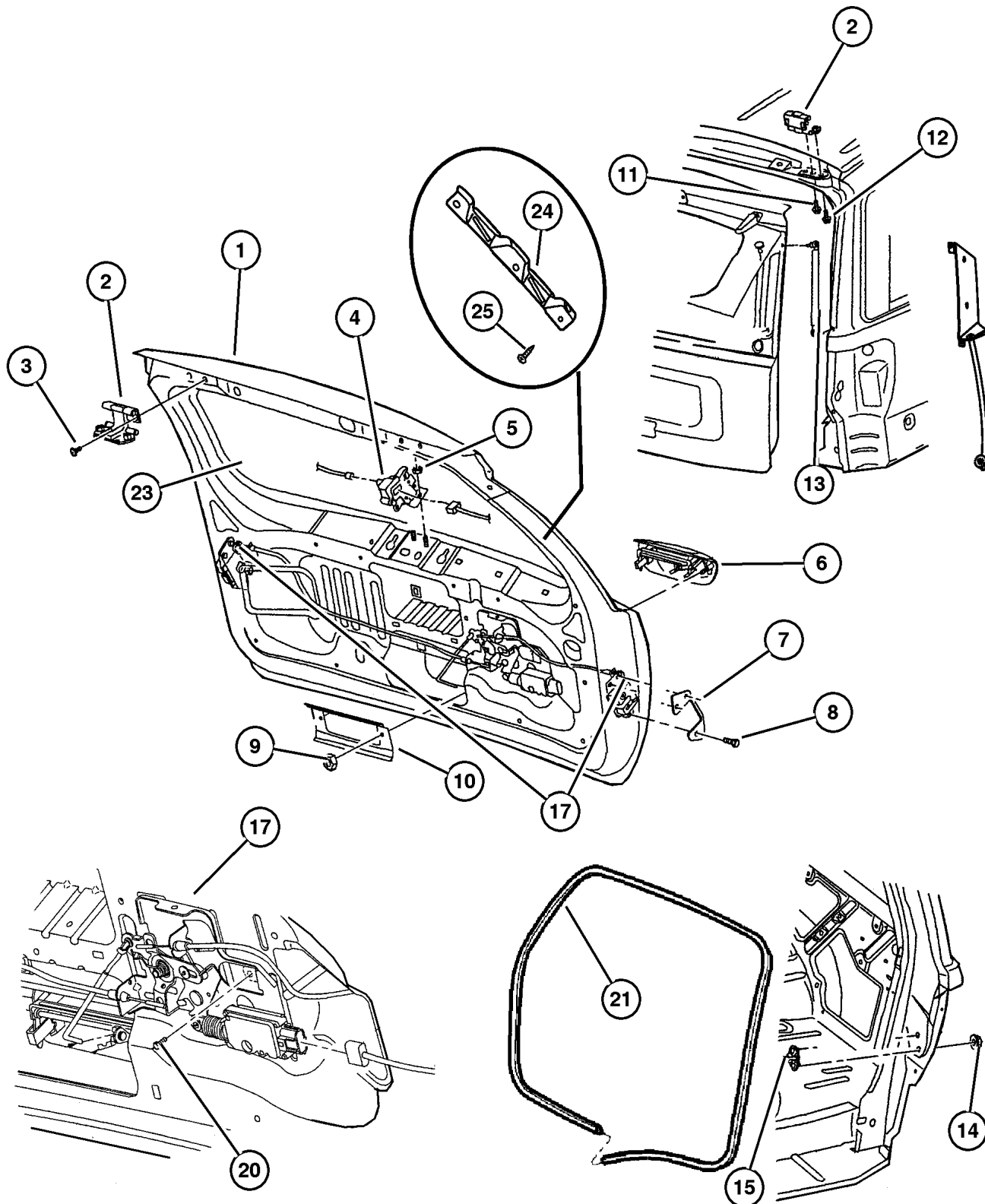
**JEEP GRAND CHEROKEE (WJ)**

SERIES	LINE	BODY	ENGINE	TRANSMISSION
H = Laredo	J = 4WD	74 = 4 Door	ERH = 4.0L, Power Tech I-6	DGK = 4 Speed Auto, 42RE
M = Sport	T = 2WD		EVA = 4.7L Power Tech V8	DGQ = 5 Speed Auto, 45RFE
P = Limited			EVC = 4.7L HO V8 MPI	DG0 = All Automatic Trans
S = Overland			ER0 = All 4.0L 6 Cyl Gas	
			EVO = All 4.7L Gas	

AR = Use as required - = Non illustrated part # = New this model year

October 1, 2003

## Liftgate, Latch and Hinges Figure SWJ-1310



ITEM	PART NUMBER	QTY	LINE	SERIES	BODY	ENGINE	TRANS	TRIM	DESCRIPTION
1	55256 177AD	1							PANEL, Liftgate
2	55257 015AC	2							HINGE, Liftgate
3									SCREW AND WASHER, Hex Head, M8-1.25x30, (NOT SERVICED) (Not Serviced)
4	55136 740AB	1							LATCH, Liftgate Glass
5	6503 102	2							NUT AND WASHER, Hex Nut-Coned Washer, M6 x 1.00
6									HANDLE, Liftgate
	55136 699AC	1							Laredo, Sport
	5GD47 XRVAC	1							[PRV], Limited
	5GD47 YFFAC	1							[PFF], Limited
	5GD47 WSBAC	1							[PSB], Overland
	5GD47 YJRAC	1							[PJR], Overland
	5GD47 WELAC	1							[PEL], Overland
	5GD47 AXRAC	1							[PXR], Overland
	5GD47 ZDRAC	1							[PDR], Overland
	5GD47 AXRAC	1							[PXR], Limited
	5GD47 ZDRAC	1							[PDR], Limited
	5GD47 SW1AC	1							[PW1], Limited
	5GD47 WBTAC	1							[PBT], Limited
	5GD47 WELAC	1							[PEL], Limited
	5GD47 YUBAC	1							[PUB], Limited
	5GD47 WSBAC	1							[PSB], Limited
	5GD47 YJRAC	1							[PJR], Limited
7									PLATE, Liftgate Latch
	55136 910AB	1							Right
	55136 911AB	1							Left
8	6503 259	6							SCREW, Tapping, M6x1x20
9	6505 316AA	2							NUT
10	55136 696AB	1							BRACKET, Outside Door Handle
11	6506 802AA	2							SCREW AND WASHER, Hex Head
12	6506 458AA	4							SCREW AND WASHER, Hex Head, M8x1.25x25
13									SUPPORT, Liftgate Strut
	55137 022AB	1							Right
	55137 023AB	1							Left
14	6503 533	4							SCREW, Flange Head, M8x1.25x26
15									STRIKER, Liftgate
	55136 912AB	1							Right
	55136 913AB	1							Left
-16									PLATE, Striker

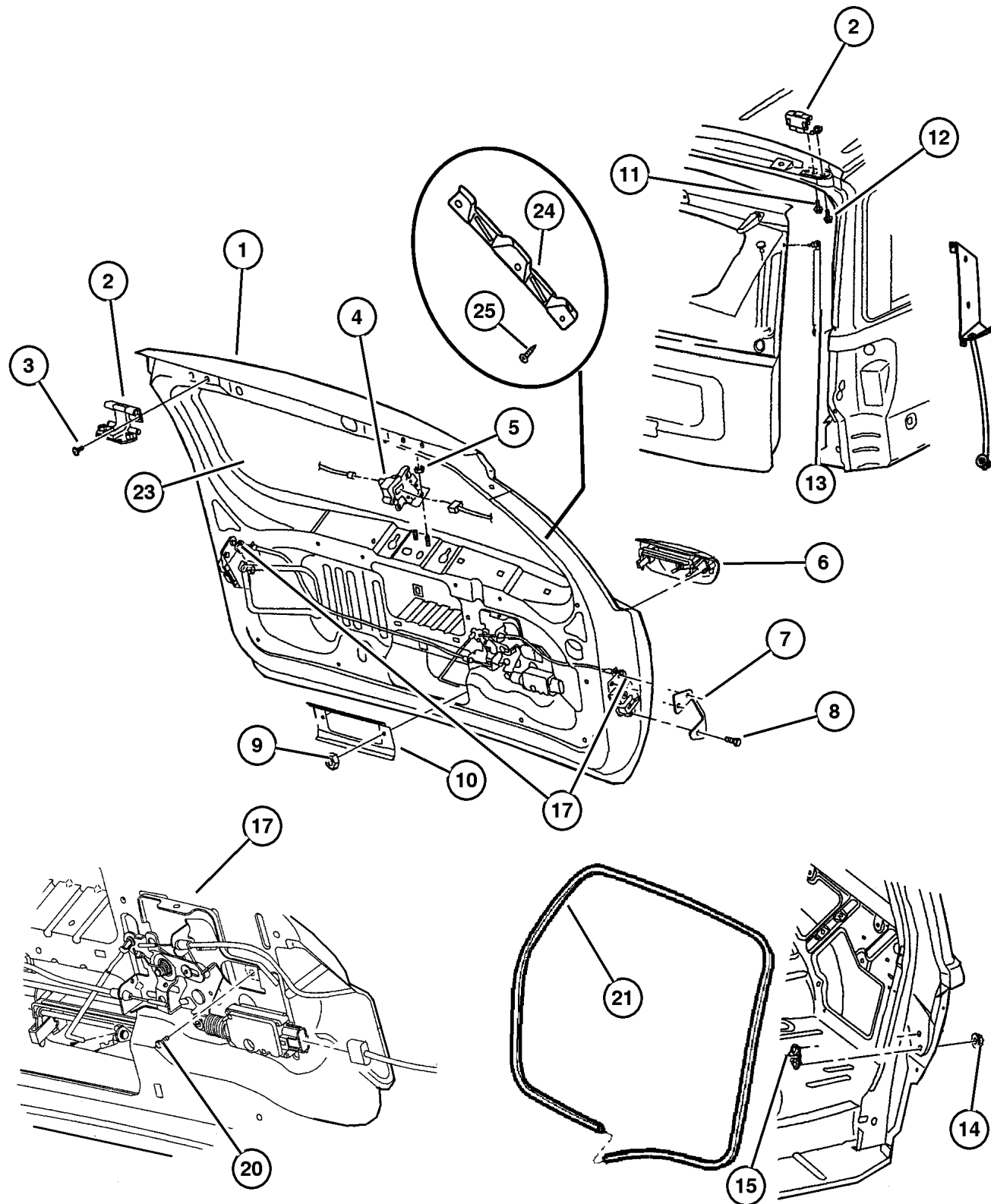
### JEEP GRAND CHEROKEE (WJ)

SERIES	LINE	BODY	ENGINE	TRANSMISSION
H = Laredo	J = 4WD	74 = 4 Door	ERH = 4.0L, Power Tech I-6	DGK = 4 Speed Auto, 42RE
M = Sport	T = 2WD		EVA = 4.7L Power Tech V8	DGQ = 5 Speed Auto, 45RFE
P = Limited			EVC = 4.7L HO V8 MPI	DG0 = All Automatic Trans
S = Overland			ER0 = All 4.0L 6 Cyl Gas	
			EVO = All 4.7L Gas	

AR = Use as required - = Non illustrated part # = New this model year

October 1, 2003

### Liftgate, Latch and Hinges Figure SWJ-1310



ITEM	PART NUMBER	QTY	LINE	SERIES	BODY	ENGINE	TRANS	TRIM	DESCRIPTION
	55137 005AA	AR							3.0mm
	55137 024AA	AR							1.5mm
17	55136 742AD	1							LATCH, Liftgate
-18	4860 301	1							TAPPING PLATE, Striker
-19	5018 479AB	1							ACTUATOR, Liftgate Lock
20									SCREW, M6x1.00x15.00, (NOT SERVICED) (Not Serviced)
21	55135 388AD	1							SEAL, Liftgate
-22	6505 435AA	4							NUT, Plastic, License Plate Ataching
23	55363 160AC	1							WEATHERSTRIP, Liftgate Glass
24									BRACKET, Liftgate
	55136 654AD	1							Right
	55136 655AC	1							Left
25	6032 723	6							SCREW, Self Tapping, M4.2x1.69x19.05

**JEEP GRAND CHEROKEE (WJ)**

SERIES	LINE	BODY	ENGINE	TRANSMISSION
H = Laredo	J = 4WD	74 = 4 Door	ERH = 4.0L, Power Tech I-6	DGK = 4 Speed Auto, 42RE
M = Sport	T = 2WD		EVA = 4.7L Power Tech V8	DGQ = 5 Speed Auto, 45RFE
P = Limited			EVC = 4.7L HO V8 MPI	DG0 = All Automatic Trans
S = Overland			ER0 = All 4.0L 6 Cyl Gas	
			EVO = All 4.7L Gas	

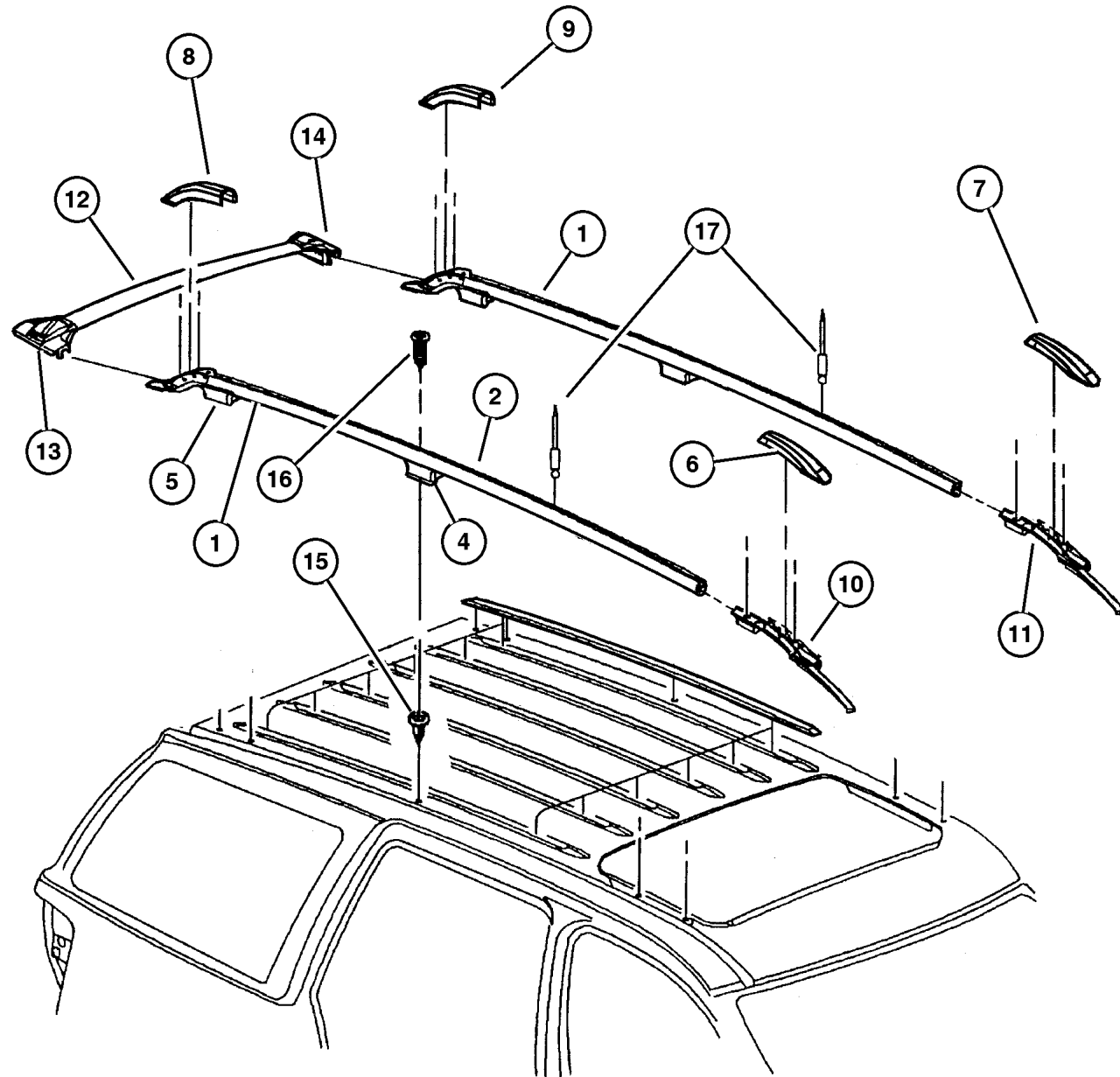
AR = Use as required - = Non illustrated part # = New this model year

October 1, 2003



## Roof Rack Figure SWJ-1610

ITEM	PART NUMBER	QTY	LINE	SERIES	BODY	ENGINE	TRANS	TRIM	DESCRIPTION
1									RAIL, Luggage Rack Side
	55136 848AB	1							Right
	55136 849AB	1							Left
2									SPACER
	55136 838AA	1							Right
	55136 839AA	1							Left
-3	55363 383AA	2							GASKET
4									SUPPORT, Luggage Rack
	55136 854AA	1							Right,Center
	55136 855AA	1							Left,Center
5									SUPPORT, Roof Rack
	55136 836AA	1							Right,Rear
	55136 837AA	1							Left,Rear
6	55135 970AB	1							CAP, Side Rail, Front,Right
7	55135 971AB	1							CAP, Side Rail, Front,Left
8	55136 576AA	1							CAP, Side Rail, Rear,Right
9	55136 577AA	1							CAP, Side Rail, Rear,Left
10	55136 952AC	1							SUPPORT, Roof Rack, Front Right
11	55136 953AC	1							SUPPORT, Roof Rack, Front Left
12	5017 213AA	2							CROSS RAIL, Roof Rack
13	#55136 850AB	2							STANCHION, LUGG RACK CROSS
									RAIL, Right
14	#55136 851AB	2							STANCHION, LUGG RACK CROSS
									RAIL, Left
15	6506 104AA	10							NUT
16	6506 455AA	8							SCREW, Pan Head
17									RIVET, [.125x.283], (NOT SERVICED) (Not Serviced)



### JEEP GRAND CHEROKEE (WJ)

SERIES	LINE	BODY	ENGINE	TRANSMISSION
H = Laredo	J = 4WD	74 = 4 Door	ERH = 4.0L, Power Tech I-6	DGK = 4 Speed Auto, 42RE
M = Sport	T = 2WD		EVA = 4.7L Power Tech V8	DGQ = 5 Speed Auto, 45RFE
P = Limited			EVC = 4.7L HO V8 MPI	DG0 = All Automatic Trans
S = Overland			ER0 = All 4.0L 6 Cyl Gas	
			EVO = All 4.7l Gas	

AR = Use as required - = Non illustrated part # = New this model year

October 1, 2003

# Group – LBLS

## Labels All Vehicle Locations

### GROUP LBLS - Labels All Vehicle Locations

Illustration Title

Group-Fig. No.

#### Interior

Instrument Panel and Visors ..... Fig. LBLS-110

#### Under Hood

Engine Compartment ..... Fig. LBLS-210

#### Doors

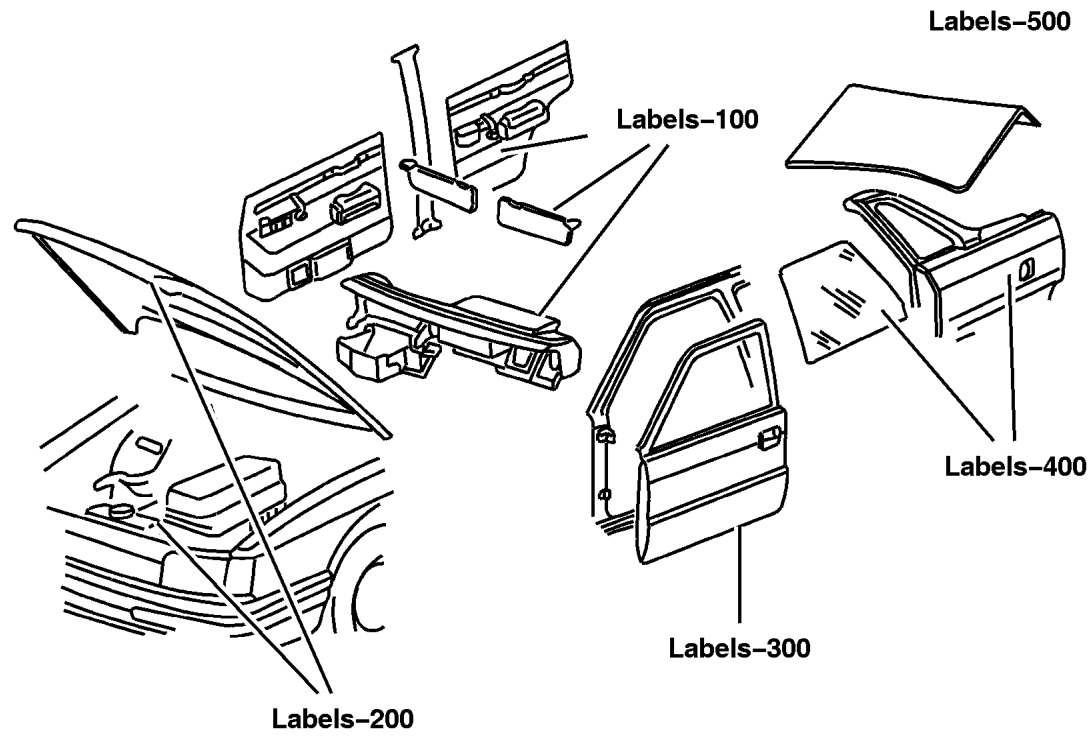
Doors and Pillars ..... Fig. LBLS-310

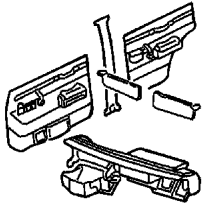




#### Exterior

Fuel Door ..... Fig. LBLS-410

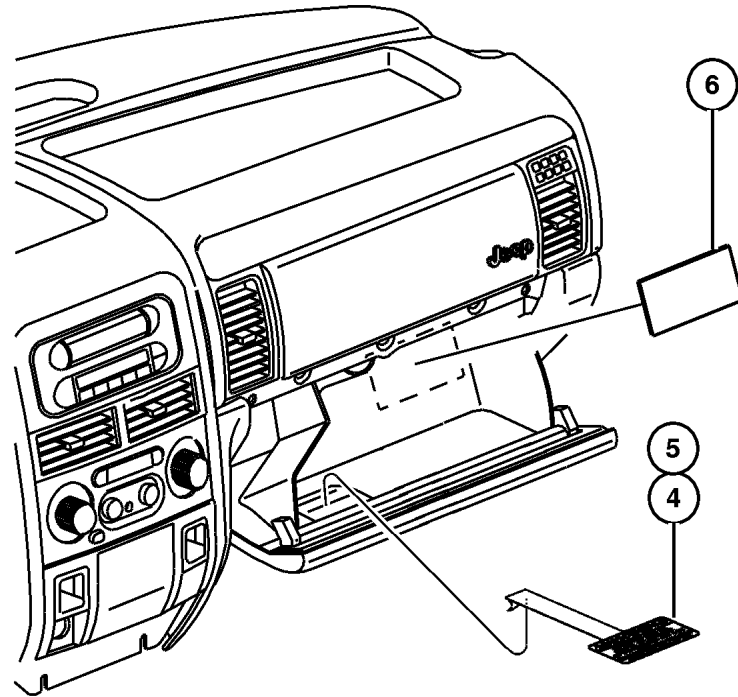
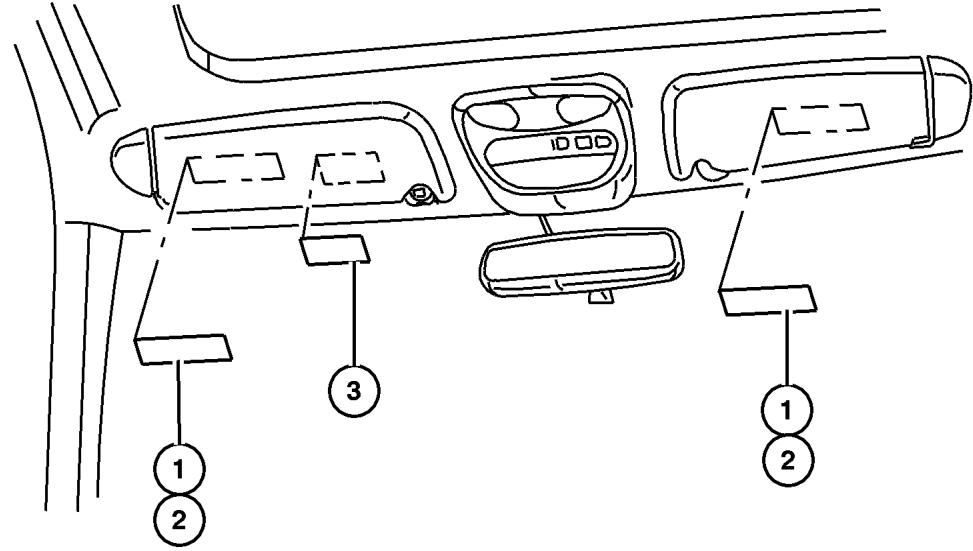
#### Rear Cargo & Storage

Rear Cargo and Storage ..... Fig. LBLS-510



<p><b>LBLS-100</b> Interior</p> 	<p><b>LBLS-200</b> Under Hood</p> 	<p><b>LBLS-300</b> Doors</p> 	<p><b>LBLS-400</b> Exterior</p> 
<p><b>LBLS-500</b> Rear Cargo &amp; Storage</p> 			

**Instrument Panel and Visors  
Figure LBL5-110**



ITEM	PART NUMBER	QTY	LINE	SERIES	BODY	ENGINE	TRANS	TRIM	DESCRIPTION
1	4787 437AA	2							LABEL, Air Bag Warning, Visor, English-French
2	4851 415AA	2							LABEL, Air Bag Warning, Spanish, Visor
3	55352 825AA	1							LABEL, Visor Warning, Rollover Risk, English-French
4	4595 748AA	1							LABEL, Air Bag Warning Glove Box
	4595 749AA	1							LABEL, Air Bag Warning Glove Box, English-French
5	4851 416AA	1							LABEL, Air Bag Warning, Spanish, Glove Box
6	#5271 242AA	1							LABEL, Tire Pressure, Spanish

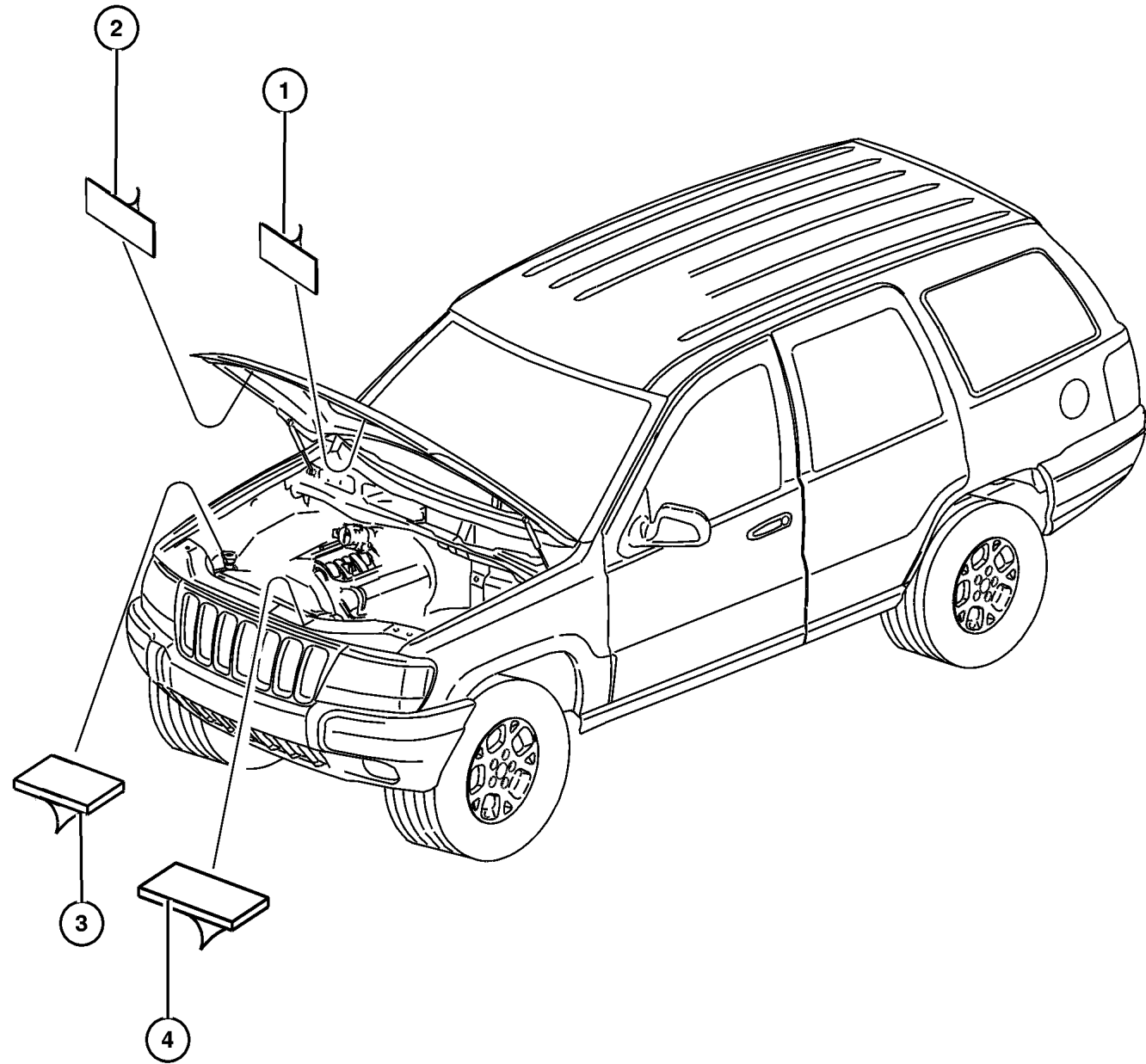
**JEEP GRAND CHEROKEE (WJ)**

SERIES	LINE	BODY	ENGINE	TRANSMISSION
H = Laredo	J = 4WD	74 = 4 Door	ERH = 4.0L, Power Tech I-6	DGK = 4 Speed Auto, 42RE
M = Sport	T = 2WD		EVA = 4.7L Power Tech V8	DGQ = 5 Speed Auto, 45RFE
P = Limited			EVC = 4.7L HO V8 MPI	DG0 = All Automatic Trans
S = Overland			ER0 = All 4.0L 6 Cyl Gas	
			EVO = All 4.7l Gas	

AR = Use as required - = Non illustrated part # = New this model year

October 1, 2003

**Engine Compartment  
Figure LBL5-210**



ITEM	PART NUMBER	QTY	LINE	SERIES	BODY	ENGINE	TRANS	TRIM	DESCRIPTION
NOTES: Sales Codes									
[ERH] = 4.0L Power Tech I-6									
[EVA] = 4.7L Power Tech V8									
[EVC] = 4.7L Power Tech HO V8									
1	55116 809AA	1							LABEL, Refrigerant
2									LABEL, Emission
	#52080 417AA	1				ER0			[ERH]
	#52080 418AA	1				EVA			[EVA]
	#52080 419AA	1				EVC			[EVC]
3									LABEL, Belt Routing
	5303 0960	1				EVO			[EVA][EVC]
	53031 700AB	1							[ERH]
4	5031 287AA	1							LABEL, Fan Caution

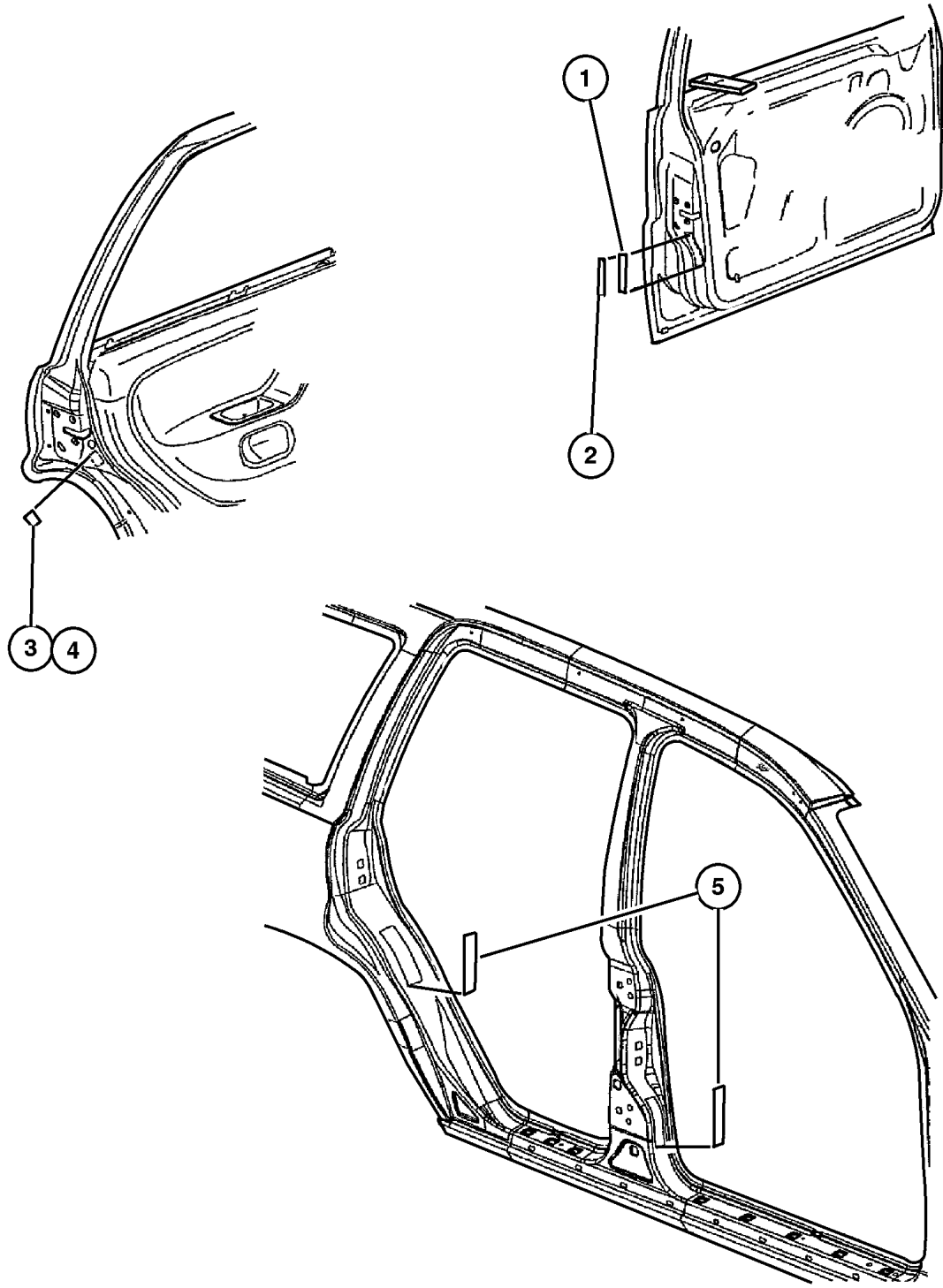
**JEEP GRAND CHEROKEE (WJ)**

<b>SERIES</b>	<b>LINE</b>	<b>BODY</b>	<b>ENGINE</b>	<b>TRANSMISSION</b>
H = Laredo	J = 4WD	74 = 4 Door	ERH = 4.0L, Power Tech I-6	DGK = 4 Speed Auto, 42RE
M = Sport	T = 2WD		EVA = 4.7L Power Tech V8	DGQ = 5 Speed Auto, 45RFE
P = Limited			EVC = 4.7L HO V8 MPI	DG0 = All Automatic Trans
S = Overland			ER0 = All 4.0L 6 Cyl Gas	
			EVO = All 4.7l Gas	

AR = Use as required - = Non illustrated part # = New this model year

October 1, 2003

Doors and Pillars  
Figure LBL5-310



ITEM	PART NUMBER	QTY	LINE	SERIES	BODY	ENGINE	TRANS	TRIM	DESCRIPTION
1									LABEL, Certification, (NOT SERVICED) (Not Serviced)
2	4040 858	1							OVERLAY, Vehicle Certification
3									LABEL, Child Protection Lock, English
	55136 932AA	1							Right
	55136 933AA	1							Left
4									LABEL, Child Protection Lock, Spanish
	4852 524AA	1							Right
	4852 525AA	1							Left
5									LABEL, Air Bag Warning
	4649 281AA	4							English-French
	4649 282AA	4							

JEEP GRAND CHEROKEE (WJ)

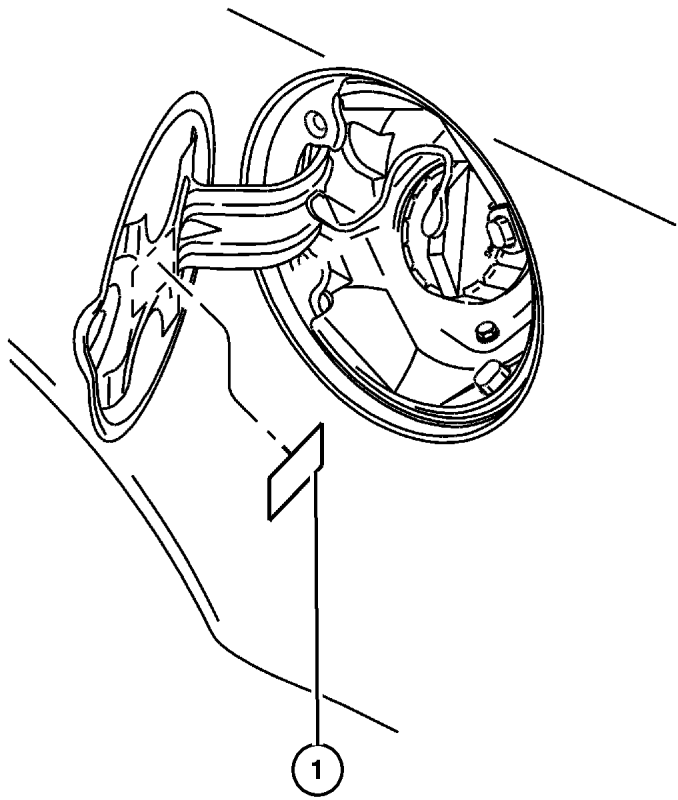
SERIES	LINE	BODY	ENGINE	TRANSMISSION
H = Laredo	J = 4WD	74 = 4 Door	ERH = 4.0L, Power Tech I-6	DGK = 4 Speed Auto, 42RE
M = Sport	T = 2WD		EVA = 4.7L Power Tech V8	DGQ = 5 Speed Auto, 45RFE
P = Limited			EVC = 4.7L HO V8 MPI	DG0 = All Automatic Trans
S = Overland			ER0 = All 4.0L 6 Cyl Gas	
			EVO = All 4.7l Gas	

AR = Use as required - = Non illustrated part # = New this model year

October 1, 2003

**Fuel Door  
Figure LBL5-410**

ITEM	PART NUMBER	QTY	LINE	SERIES	BODY	ENGINE	TRANS	TRIM	DESCRIPTION
1	55295 856AC	2				EVC			LABEL, Fuel, English-French



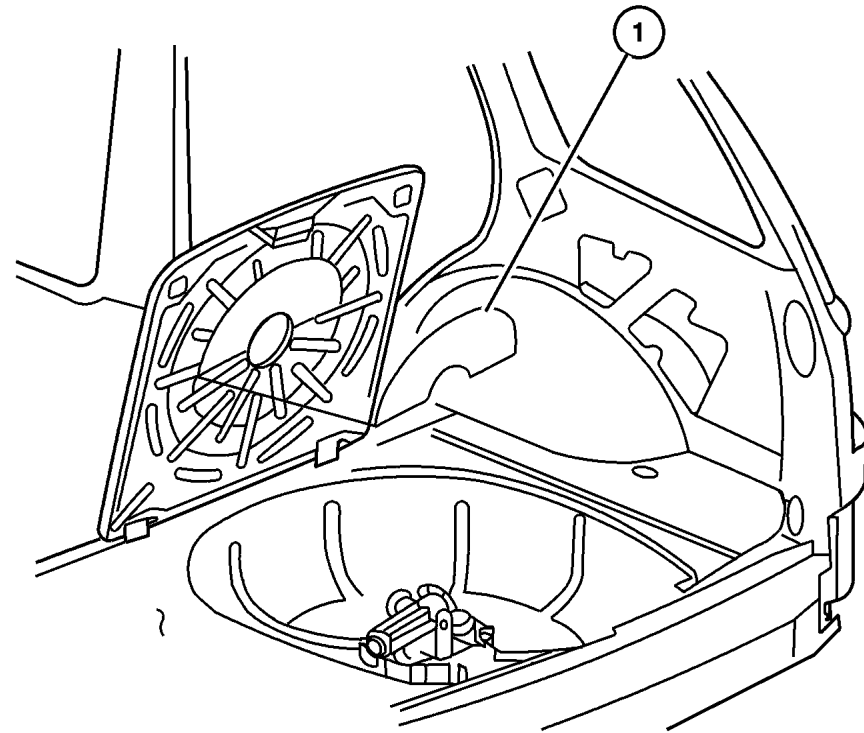
<b>JEEP GRAND CHEROKEE (WJ)</b>				
SERIES	LINE	BODY	ENGINE	TRANSMISSION
H = Laredo	J = 4WD	74 = 4 Door	ERH = 4.0L, Power Tech I-6	DGK = 4 Speed Auto, 42RE
M = Sport	T = 2WD		EVA = 4.7L Power Tech V8	DGQ = 5 Speed Auto, 45RFE
P = Limited			EVC = 4.7L HO V8 MPI	DG0 = All Automatic Trans
S = Overland			ER0 = All 4.0L 6 Cyl Gas	
			EVO = All 4.7l Gas	

AR = Use as required   - = Non illustrated part   # = New this model year

October 1, 2003

Rear Cargo and Storage  
Figure LBL5-510

ITEM	PART NUMBER	QTY	LINE	SERIES	BODY	ENGINE	TRANS	TRIM	DESCRIPTION
1	4853 504AC	1							LABEL, Jack Instructions, Spanish



<b>JEEP GRAND CHEROKEE (WJ)</b>				
SERIES	LINE	BODY	ENGINE	TRANSMISSION
H = Laredo	J = 4WD	74 = 4 Door	ERH = 4.0L, Power Tech I-6	DGK = 4 Speed Auto, 42RE
M = Sport	T = 2WD		EVA = 4.7L Power Tech V8	DGQ = 5 Speed Auto, 45RFE
P = Limited			EVC = 4.7L HO V8 MPI	DG0 = All Automatic Trans
S = Overland			ER0 = All 4.0L 6 Cyl Gas	
			EVO = All 4.7l Gas	

AR = Use as required - = Non illustrated part # = New this model year

October 1, 2003